



Prospectus

February 28, 2026

DFA INVESTMENT DIMENSIONS GROUP INC. / DIMENSIONAL INVESTMENT GROUP INC.

INTERNATIONAL

Large Cap International Portfolio (DFALX)	Continental Small Company Portfolio (DFCSX)	World Core Equity Portfolio (DREIX)
DFA International Value Portfolio (DFIVX)	DFA International Real Estate Securities Portfolio (DFITX)	Selectively Hedged Global Equity Portfolio (DSHGX)
International Core Equity 2 Portfolio (DFIEX)	DFA Global Real Estate Securities Portfolio (DFGEX)	Emerging Markets Portfolio (DFEMX)
Global Small Company Portfolio (DGLIX)	DFA International Small Cap Value Portfolio (DISVX)	Emerging Markets Value Portfolio (DFEVX)
International Small Company Portfolio (DFISX)	International Vector Equity Portfolio (DFVQX)	Emerging Markets Targeted Value Portfolio (DEMGX)
Japanese Small Company Portfolio (DFJSX)	International High Relative Profitability Portfolio (DIHRX)	Emerging Markets Small Cap Portfolio (DEMSX)
Asia Pacific Small Company Portfolio (DFRSX)	World ex U.S. Value Portfolio (DFWVX)	Emerging Markets Core Equity 2 Portfolio (DFCEX)
United Kingdom Small Company Portfolio (DFUKX)	World ex U.S. Core Equity Portfolio (DFWIX)	Emerging Markets ex China Core Equity Portfolio (DAADX)

This Prospectus describes the Institutional Class shares of each Portfolio which:
Are for long-term investors.
Are generally only available to institutional investors and clients of registered investment advisors.
Do not charge sales commissions or loads.

The Securities and Exchange Commission has not approved or disapproved these securities or passed upon the adequacy of this Prospectus. Any representation to the contrary is a criminal offense.

Table of Contents

Large Cap International Portfolio	1
Investment Objective.....	1
Fees and Expenses of the Portfolio	1
Principal Investment Strategies.....	1
Principal Risks.....	2
Performance.....	3
Investment Advisor/Portfolio Management.....	4
Purchase and Redemption of Fund Shares.....	5
Tax Information.....	5
Payments to Financial Intermediaries	5
DFA International Value Portfolio	6
Investment Objective.....	6
Fees and Expenses of the Portfolio	6
Principal Investment Strategies.....	7
Principal Risks.....	7
Performance.....	9
Investment Advisor/Portfolio Management.....	10
Purchase and Redemption of Fund Shares.....	10
Tax Information.....	10
Payments to Financial Intermediaries	10
International Core Equity 2 Portfolio	11
Investment Objective.....	11
Fees and Expenses of the Portfolio	11
Principal Investment Strategies.....	11
Principal Risks.....	12
Performance.....	14
Investment Advisor/Portfolio Management.....	15
Purchase and Redemption of Fund Shares.....	15
Tax Information.....	15
Payments to Financial Intermediaries	15
Global Small Company Portfolio	16
Investment Objective.....	16
Fees and Expenses of the Portfolio	16
Principal Investment Strategies.....	17
Principal Risks.....	18
Performance.....	20
Investment Advisor/Portfolio Management.....	21
Purchase and Redemption of Fund Shares.....	21
Tax Information.....	21

Payments to Financial Intermediaries	21
International Small Company Portfolio	22
Investment Objective	22
Fees and Expenses of the Portfolio	22
Principal Investment Strategies.....	22
Principal Risks.....	24
Performance.....	25
Investment Advisor/Portfolio Management.....	26
Purchase and Redemption of Fund Shares.....	26
Tax Information.....	27
Payments to Financial Intermediaries	27
Japanese Small Company Portfolio.....	28
Investment Objective.....	28
Fees and Expenses of the Portfolio	28
Principal Investment Strategies.....	29
Principal Risks.....	29
Performance.....	31
Investment Advisor/Portfolio Management.....	32
Purchase and Redemption of Fund Shares.....	33
Tax Information.....	33
Payments to Financial Intermediaries	33
Asia Pacific Small Company Portfolio	34
Investment Objective.....	34
Fees and Expenses of the Portfolio	34
Principal Investment Strategies.....	35
Principal Risks.....	36
Performance.....	37
Investment Advisor/Portfolio Management.....	38
Purchase and Redemption of Fund Shares.....	39
Tax Information.....	39
Payments to Financial Intermediaries	39
United Kingdom Small Company Portfolio	40
Investment Objective.....	40
Fees and Expenses of the Portfolio	40
Principal Investment Strategies.....	41
Principal Risks.....	41
Performance.....	43
Investment Advisor/Portfolio Management.....	44
Purchase and Redemption of Fund Shares.....	45
Tax Information.....	45

Payments to Financial Intermediaries	45
Continental Small Company Portfolio	46
Investment Objective	46
Fees and Expenses of the Portfolio	46
Principal Investment Strategies.....	47
Principal Risks.....	48
Performance.....	49
Investment Advisor/Portfolio Management.....	50
Purchase and Redemption of Fund Shares.....	50
Tax Information.....	50
Payments to Financial Intermediaries	50
DFA International Real Estate Securities Portfolio.....	51
Investment Objective.....	51
Fees and Expenses of the Portfolio	51
Principal Investment Strategies.....	51
Principal Risks.....	52
Performance.....	54
Investment Advisor/Portfolio Management.....	55
Purchase and Redemption of Fund Shares.....	55
Tax Information.....	55
Payments to Financial Intermediaries	56
DFA Global Real Estate Securities Portfolio	57
Investment Objective.....	57
Fees and Expenses of the Portfolio	57
Principal Investment Strategies.....	58
Principal Risks.....	59
Performance.....	60
Investment Advisor/Portfolio Management.....	61
Purchase and Redemption of Fund Shares.....	62
Tax Information.....	62
Payments to Financial Intermediaries	62
DFA International Small Cap Value Portfolio.....	63
Investment Objective.....	63
Fees and Expenses of the Portfolio	63
Principal Investment Strategies.....	63
Principal Risks.....	64
Performance.....	66
Investment Advisor/Portfolio Management.....	67
Purchase and Redemption of Fund Shares.....	67
Tax Information.....	67

Payments to Financial Intermediaries	67
International Vector Equity Portfolio	68
Investment Objective	68
Fees and Expenses of the Portfolio	68
Principal Investment Strategies.....	68
Principal Risks.....	69
Performance.....	71
Investment Advisor/Portfolio Management.....	72
Purchase and Redemption of Fund Shares.....	72
Tax Information.....	72
Payments to Financial Intermediaries	72
International High Relative Profitability Portfolio.....	73
Investment Objective.....	73
Fees and Expenses of the Portfolio	73
Principal Investment Strategies.....	74
Principal Risks.....	74
Performance.....	76
Investment Advisor/Portfolio Management.....	77
Purchase and Redemption of Fund Shares.....	77
Tax Information.....	77
Payments to Financial Intermediaries	77
World ex U.S. Value Portfolio	78
Investment Objective.....	78
Fees and Expenses of the Portfolio	78
Principal Investment Strategies.....	79
Principal Risks.....	80
Performance.....	82
Investment Advisor/Portfolio Management.....	83
Purchase and Redemption of Fund Shares.....	84
Tax Information.....	84
Payments to Financial Intermediaries	84
World ex U.S. Core Equity Portfolio	85
Investment Objective.....	85
Fees and Expenses of the Portfolio	85
Principal Investment Strategies.....	85
Principal Risks.....	86
Performance.....	88
Investment Advisor/Portfolio Management.....	89
Purchase and Redemption of Fund Shares.....	90
Tax Information.....	90

Payments to Financial Intermediaries	90
World Core Equity Portfolio	91
Investment Objective	91
Fees and Expenses of the Portfolio	91
Principal Investment Strategies.....	92
Principal Risks.....	93
Performance.....	94
Investment Advisor/Portfolio Management.....	95
Purchase and Redemption of Fund Shares.....	96
Tax Information.....	96
Payments to Financial Intermediaries	96
Selectively Hedged Global Equity Portfolio	97
Investment Objective.....	97
Fees and Expenses of the Portfolio	97
Principal Investment Strategies.....	98
Principal Risks.....	99
Performance.....	101
Investment Advisor/Portfolio Management.....	101
Purchase and Redemption of Fund Shares.....	102
Tax Information.....	102
Payments to Financial Intermediaries	102
Emerging Markets Portfolio.....	103
Investment Objective.....	103
Fees and Expenses of the Portfolio	103
Principal Investment Strategies.....	104
Principal Risks.....	104
Performance.....	106
Investment Advisor/Portfolio Management.....	107
Purchase and Redemption of Fund Shares.....	108
Tax Information.....	108
Payments to Financial Intermediaries	108
Emerging Markets Value Portfolio.....	109
Investment Objective.....	109
Fees and Expenses of the Portfolio	109
Principal Investment Strategies.....	110
Principal Risks.....	111
Performance.....	113
Investment Advisor/Portfolio Management.....	114
Purchase and Redemption of Fund Shares.....	114
Tax Information.....	114

Payments to Financial Intermediaries	114
Emerging Markets Targeted Value Portfolio	115
Investment Objective	115
Fees and Expenses of the Portfolio	115
Principal Investment Strategies.....	116
Principal Risks.....	116
Performance.....	118
Investment Advisor/Portfolio Management.....	119
Purchase and Redemption of Fund Shares.....	120
Tax Information.....	120
Payments to Financial Intermediaries	120
Emerging Markets Small Cap Portfolio	121
Investment Objective.....	121
Fees and Expenses of the Portfolio	121
Principal Investment Strategies.....	122
Principal Risks.....	123
Performance.....	125
Investment Advisor/Portfolio Management.....	126
Purchase and Redemption of Fund Shares.....	126
Tax Information.....	126
Payments to Financial Intermediaries	126
Emerging Markets Core Equity 2 Portfolio.....	127
Investment Objective.....	127
Fees and Expenses of the Portfolio	127
Principal Investment Strategies.....	127
Principal Risks.....	128
Performance.....	130
Investment Advisor/Portfolio Management.....	131
Purchase and Redemption of Fund Shares.....	132
Tax Information.....	132
Payments to Financial Intermediaries	132
Emerging Markets ex China Core Equity Portfolio.....	133
Investment Objective.....	133
Fees and Expenses of the Portfolio	133
Principal Investment Strategies.....	134
Principal Risks.....	134
Performance.....	136
Investment Advisor/Portfolio Management.....	137
Purchase and Redemption of Fund Shares.....	138
Tax Information.....	138

Payments to Financial Intermediaries	138
Additional Information on Investment Objectives and Policies.....	139
Investment Terms Used in the Prospectus.....	139
Investments in Underlying Funds.....	139
Approved Markets	139
Developed Markets.....	140
Emerging Markets.....	142
Developed and Emerging Markets.....	142
Large Cap International Portfolio.....	144
DFA International Value Portfolio	145
International Core Equity 2 Portfolio	146
Global Small Company Portfolio	147
International Small Company Portfolios	148
International Small Company Portfolio	148
Japanese Small Company Portfolio	150
Asia Pacific Small Company Portfolio	150
United Kingdom Small Company Portfolio	151
Continental Small Company Portfolio.....	152
DFA International Real Estate Securities Portfolio.....	152
DFA Global Real Estate Securities Portfolio	153
DFA International Small Cap Value Portfolio	154
International Vector Equity Portfolio.....	155
International High Relative Profitability Portfolio.....	155
World ex U.S. Value Portfolio	156
World ex U.S. Core Equity Portfolio	157
World Core Equity Portfolio.....	158
Selectively Hedged Global Equity Portfolio	159
Emerging Markets Portfolio, Emerging Markets Value Portfolio, Emerging Markets Small Cap Portfolio, Emerging Markets Core Equity 2 Portfolio, Emerging Markets ex China Core Equity Portfolio, and Emerging Markets Targeted Value Portfolio.....	160
Investments in Underlying Funds.....	163
Market Capitalization Weighted Approach	165
Portfolio Construction-International Small Company Funds.....	166
Portfolio Transactions-All Portfolios.....	167
Additional Information Regarding Investment Risks.....	167
Other Information	174
Commodity Pool Operator Exemption.....	174
Fund of Funds Portfolio Turnover.....	174

Securities Loans	175
Securities Lending Revenue	175
Management of the Portfolios.....	176
Management Fees	178
Shareholder Services	181
Fee Waiver and Expense Assumption Agreements.....	181
Dividends, Capital Gains Distributions and Taxes.....	186
Purchase of Shares.....	190
Cash Purchases	190
In-Kind Purchases.....	191
Policy Regarding Excessive Short-Term Trading	191
Valuation of Shares	194
Net Asset Value	194
Public Offering Price	195
Exchange of Shares	196
Redemption of Shares	196
Redemption Procedure.....	196
Redemption of Small Accounts.....	197
In-Kind Redemptions	197
The Feeder Portfolios	198
Disclosure of Portfolio Holdings	199
Delivery of Shareholder Documents.....	199
Financial Highlights	199

Large Cap International Portfolio

Investment Objective

The investment objective of the Large Cap International Portfolio (the "Portfolio") is to achieve long-term capital appreciation.

Fees and Expenses of the Portfolio

This table describes the fees and expenses you may pay if you buy, hold or sell shares of the Portfolio. **You may pay other fees, such as brokerage commissions and other fees to financial intermediaries, which are not reflected in the table and Example below.**

Shareholder Fees (fees paid directly from your investment): None

Annual Fund Operating Expenses (expenses that you pay each year as a percentage of the value of your investment)

Management Fee	0.14%
Other Expenses	0.04%
Total Annual Fund Operating Expenses	0.18%

EXAMPLE

This Example is meant to help you compare the cost of investing in the Portfolio with the cost of investing in other funds. The Example assumes that you invest \$10,000 in the Portfolio for the time periods indicated. The Example also assumes that your investment has a 5% return each year and that the Portfolio's operating expenses remain the same. Although your actual costs may be higher or lower, based on these assumptions your costs whether you redeem or hold your shares would be:

1 Year	3 Years	5 Years	10 Years
\$18	\$58	\$101	\$230

PORTFOLIO TURNOVER

A fund generally pays transaction costs, such as commissions, when it buys and sells securities (or "turns over" its portfolio). A higher portfolio turnover may indicate higher transaction costs and may result in higher taxes when fund shares are held in a taxable account. These costs, which are not reflected in Annual Fund Operating Expenses or in the Example, affect the Portfolio's performance. During the most recent fiscal year, the Portfolio's portfolio turnover rate was 8% of the average value of its investment portfolio.

Principal Investment Strategies

To achieve the Large Cap International Portfolio's investment objective, Dimensional Fund Advisors LP (the "Advisor") implements an integrated investment approach that combines research, portfolio design, portfolio management, and trading functions. As further described below, the Portfolio's design emphasizes long-term drivers of expected returns identified by the Advisor's research, while balancing risk through broad diversification across companies, sectors, and countries. The Advisor's portfolio management and trading processes further balance those long-term drivers of expected returns with shorter-term drivers of expected returns and trading costs.

The Large Cap International Portfolio is designed to purchase securities of large non-U.S. companies in countries or regions designated by the Advisor as an approved market for investment. The Advisor may consider a company's

size, relative price, and/or profitability relative to other eligible companies when making investment decisions for the Portfolio. An equity issuer is considered to have a low relative price (i.e., a value stock) primarily because it has a low price in relation to its book value. In assessing relative price, the Advisor may consider additional factors such as price to cash flow or price to earnings ratios. An equity issuer is considered to have high profitability because it has high earnings or profits from operations in relation to its book value or assets. The criteria the Advisor uses for assessing relative price and profitability are subject to change from time to time. The Advisor will seek to set country weights based on the relative adjusted market capitalizations of eligible large companies within each eligible country.

The Large Cap International Portfolio intends to purchase securities of large non-U.S. companies associated with developed market countries that the Advisor has designated as approved markets. As a non-fundamental policy, under normal circumstances, the Portfolio will invest at least 80% of its net assets in securities of large cap companies in the particular markets in which the Portfolio invests. The Advisor determines the minimum market capitalization of a large company with respect to each country or region in which the Portfolio invests. Based on market capitalization data as of December 31, 2025, for the Portfolio, the market capitalization of a large company in any country or region in which the Portfolio invests would be \$1,852 million or above. This threshold will change due to market conditions.

The Advisor may also increase or reduce the Large Cap International Portfolio's exposure to an eligible company, or exclude a company, based on shorter-term considerations, such as a company's price momentum and short-run reversals. In addition, the Advisor seeks to reduce trading costs using a flexible trading approach that looks for opportunities to participate in the available market liquidity, while managing turnover and explicit transaction costs.

The Large Cap International Portfolio may gain exposure to companies in an approved market by purchasing equity securities in the form of depositary receipts, which may be listed or traded outside the issuer's domicile country. The Portfolio also may purchase or sell futures contracts and options on futures contracts for foreign or U.S. equity securities and indices to increase or decrease equity market exposure based on actual or expected cash inflows to or outflows from the Portfolio. Because many of the Portfolio's investments may be denominated in foreign currencies, the Portfolio may enter into foreign currency exchange transactions, including foreign currency forward contracts, in connection with the settlement of foreign securities or to transfer cash balances from one currency to another currency.

The Large Cap International Portfolio may lend its portfolio securities to generate additional income.

Principal Risks

Because the value of your investment in the Portfolio will fluctuate, there is the risk that you will lose money. An investment in the Portfolio is not a deposit of a bank and is not insured or guaranteed by the Federal Deposit Insurance Corporation or any other government agency. The following is a description of principal risks of investing in the Portfolio.

Equity Market Risk: Even a long-term investment approach cannot guarantee a profit. Economic, market, environmental, political, and issuer-specific conditions and events will cause the value of equity securities, and a fund that owns them, to rise or fall. Stock markets are volatile, with periods of rising prices and periods of falling prices.

Foreign Securities and Currencies Risk: Foreign securities prices may decline or fluctuate because of: (a) economic or political actions of foreign governments, and/or (b) less regulated or liquid securities markets. Investors holding these securities may also be exposed to foreign currency risk (the possibility that foreign currency will fluctuate in value against the U.S. dollar or that a foreign government will convert, or be forced to convert, its currency to another currency, changing its value against the U.S. dollar). The Portfolio does not hedge foreign currency risk.

Foreign issuers may not be subject to uniform accounting, auditing and financial reporting standards and there may be less reliable and publicly available financial and other information about such issuers, as compared to U.S. issuers. A fund may have greater difficulty voting proxies, exercising shareholder rights, securing dividends and/or interest and obtaining information regarding corporate actions on a timely basis, pursuing legal remedies, and

obtaining judgments with respect to foreign investments in foreign courts than with respect to domestic issuers in U.S. courts.

Depository receipts are generally subject to the same risks as the foreign securities that they evidence or into which they may be converted. In addition, the underlying issuers of certain depository receipts, particularly unsponsored or unregistered depository receipts, are under no obligation to distribute shareholder communications to the holders of such receipts, or to pass through to them any voting rights with respect to the deposited securities. Depository receipts that are not sponsored by the issuer may be less liquid and there may be less readily available public information about the issuer.

Geographic Focus Risk: If a fund focuses its investments in securities of issuers located in a particular country or region, the fund may be subjected, to a greater extent than if its investments were less focused, to the risks of volatile economic cycles and/or conditions and developments that may be particular to that country or region, such as: adverse securities markets; adverse exchange rates; adverse social, political, regulatory, economic, business, environmental or other developments; or natural disasters.

Profitability Investment Risk: High relative profitability stocks may perform differently from the market as a whole and an investment strategy purchasing these securities may cause a fund to at times underperform equity funds that use other investment strategies.

Value Investment Risk: Value stocks may perform differently from the market as a whole and an investment strategy purchasing these securities may cause a fund to at times underperform equity funds that use other investment strategies. Value stocks can react differently to political, economic, and industry developments than the market as a whole and other types of stocks. Value stocks also may underperform the market for long periods of time.

Derivatives Risk: Derivatives are instruments, such as futures contracts, and options thereon, and foreign currency forward contracts, whose value is derived from that of other assets, rates or indices. The use of derivatives for non-hedging purposes may be considered to carry more risk than other types of investments. When a fund uses derivatives, the fund will be directly exposed to the risks of those derivatives. Derivative instruments are subject to a number of risks including counterparty, settlement, liquidity, interest rate, market, credit and management risks, as well as difficulties with respect to valuation. Changes in the value of a derivative may not correlate perfectly with the underlying asset, rate or index, and a fund could lose more than the principal amount invested.

Securities Lending Risk: Securities lending involves the risk that the borrower may fail to return the securities in a timely manner or at all. As a result, a fund may lose money and there may be a delay in recovering the loaned securities. A fund could also lose money if it does not recover the securities and/or the value of the collateral falls, including the value of investments made with cash collateral. Securities lending also may have certain adverse tax consequences.

Operational Risk: Operational risks include human error, changes in personnel, system changes, faults in communication, and failures in systems, technology, or processes, and the use of artificial intelligence and machine learning ("AI"). Various operational events or circumstances are outside a fund's or its advisor's control, including instances at third parties. A fund and its advisor seek to reduce these operational risks through controls and procedures. However, measures that seek to reduce these operational risks through controls and procedures may not address every possible risk and may be inadequate to address these risks.

Cyber Security Risk: A fund and its service providers' use of internet, technology and information systems may expose the fund to potential risks linked to cyber security breaches of those technological or information systems. Cyber security breaches, amongst other things, could allow an unauthorized party to gain access to proprietary information, customer data, or fund assets, or cause the fund and/or its service providers to suffer data corruption or lose operational functionality.

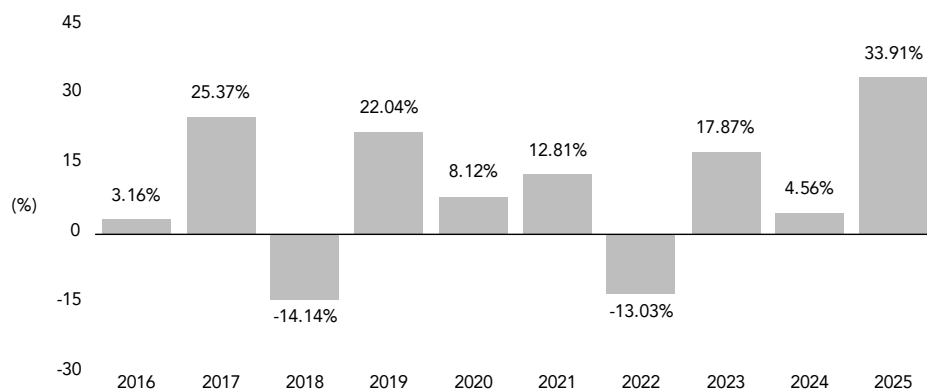
Performance

The bar chart and table immediately following illustrate the variability of the Portfolio's returns and are meant to provide some indication of the risks of investing in the Portfolio. The bar chart shows the changes in the Portfolio's performance from year to year. The table illustrates how annualized returns for certain periods, both before and after

taxes, compare with those of a broad measure of market performance. The Portfolio's past performance (before and after taxes) is not an indication of future results. Updated performance information for the Portfolio can be obtained by visiting <https://www.dimensionalfund.com/us-en/funds>.

The after-tax returns presented in the table for the Portfolio are calculated using the historical highest individual federal marginal income tax rates and do not reflect the impact of state and local taxes. Actual after-tax returns depend on an investor's tax situation and may differ from those shown in the table. In addition, the after-tax returns shown are not relevant to investors who hold shares of the Portfolio through tax-advantaged arrangements, such as 401(k) plans or individual retirement accounts.

Large Cap International Portfolio Institutional Class Shares —Total Returns



January 2016-December 2025
Highest Quarter
17.27% 2020, Q2
Lowest Quarter
-24.43% 2020, Q1

Annualized Returns (%)

Periods ended December 31, 2025

	1 Year	5 Years	10 Years
Large Cap International Portfolio			
Return Before Taxes	33.91%	10.12%	9.02%
Return After Taxes on Distributions	32.86%	9.33%	8.29%
Return After Taxes on Distributions and Sale of Portfolio Shares	20.70%	7.88%	7.20%
MSCI World ex USA Index (net dividends)			
(reflects no deduction for fees, expenses or taxes on sales)	31.85%	9.46%	8.55%

Investment Advisor/Portfolio Management

Dimensional Fund Advisors LP serves as the investment advisor for the Portfolio. Dimensional Fund Advisors Ltd. and DFA Australia Limited serve as the sub-advisors for the Portfolio. The following individuals are responsible for leading the day-to-day management of the Portfolio:

- **Jed S. Fogdall**, Global Head of Portfolio Management, Chairman of the Investment Committee, Vice President, and Senior Portfolio Manager of the Advisor, has been a portfolio manager of the Portfolio since 2010.
- **Joel P. Schneider**, Deputy Head of Portfolio Management, North America, member of the Investment Committee, Vice President, and Senior Portfolio Manager of the Advisor, has been a portfolio manager of the Portfolio since 2020.

- **Brendan J. McAndrews**, Vice President and Senior Portfolio Manager of the Advisor, has been a portfolio manager of the Portfolio since 2025.

Purchase and Redemption of Fund Shares

Investors may purchase or redeem shares of the Portfolio on each day that the New York Stock Exchange is scheduled to be open for business by first contacting the Portfolio's transfer agent at (888) 576-1167. Shareholders that invest in the Portfolio through a financial intermediary should contact their financial intermediary regarding purchase and redemption procedures. The Portfolio generally is available for investment only by institutional clients, clients of registered investment advisors, clients of financial institutions and a limited number of certain other investors as approved from time to time by the Advisor. All investments are subject to approval of the Advisor.

Tax Information

The dividends and distributions you receive from the Portfolio are taxable and generally will be taxed as ordinary income, capital gains, or some combination of both, unless you are investing through a tax-advantaged arrangement, such as a 401(k) plan or an individual retirement account, in which case distributions may be taxed as ordinary income when withdrawn from the plan or account.

Payments to Financial Intermediaries

If you purchase the Portfolio through a broker-dealer or other financial intermediary (such as a bank), the Portfolio and its related companies may pay the intermediary for the sale of the Portfolio shares and/or related services. These payments may create a conflict of interest by influencing the financial intermediary to recommend the Portfolio over another investment. Ask your financial advisor or visit your financial intermediary's website for more information.

DFA International Value Portfolio

Investment Objective

The investment objective of the DFA International Value Portfolio (the "Portfolio") is to achieve long-term capital appreciation. The DFA International Value Portfolio is a Feeder Portfolio and pursues its objective by investing substantially all of its assets in its corresponding Master Fund, The DFA International Value Series (the "DFA International Value Series" or the "Series") of The DFA Investment Trust Company (the "Trust"), which has the same investment objective and policies as the Portfolio.

Fees and Expenses of the Portfolio

This table describes the fees and expenses you may pay if you buy, hold or sell shares of the Portfolio. **You may pay other fees, such as brokerage commissions and other fees to financial intermediaries, which are not reflected in the table and Example below.**

Shareholder Fees (fees paid directly from your investment): None

Annual Fund Operating Expenses (expenses that you pay each year as a percentage of the value of your investment)¹

Management Fee	0.45%
Other Expenses	0.03%
Total Annual Fund Operating Expenses	0.48%
Fee Waiver and/or Expense Reimbursement	0.20%
Total Annual Fund Operating Expenses After Fee Waiver and/or Expense Reimbursement	0.28%

¹ The "Management Fee" includes an investment management fee payable by the Feeder Portfolio and an investment management fee payable by the Master Fund. For any period when the Feeder Portfolio is invested in other funds managed by Dimensional Fund Advisors LP (the "Advisor") (collectively, "Underlying Funds"), the Advisor has contractually agreed to permanently waive the Feeder Portfolio's direct investment management fee to the extent necessary to offset the proportionate share of any Underlying Fund's investment management fee paid by the Feeder Portfolio through its investment in such Underlying Fund. The amounts set forth under "Other Expenses" and "Total Annual Fund Operating Expenses" reflect the direct expenses of the Feeder Portfolio and the indirect expenses of the Feeder Portfolio's portion of the expenses of the Master Fund.

EXAMPLE

This Example is meant to help you compare the cost of investing in the Portfolio with the cost of investing in other funds. The Example reflects the aggregate annual operating expenses of the Portfolio and its portion of the expenses of the Series. The Example assumes that you invest \$10,000 in the Portfolio for the time periods indicated. The Example also assumes that your investment has a 5% return each year and that the Portfolio's operating expenses remain the same. Although your actual costs may be higher or lower, based on these assumptions your costs whether you redeem or hold your shares would be:

1 Year	3 Years	5 Years	10 Years
\$29	\$90	\$157	\$356

PORTFOLIO TURNOVER

A fund generally pays transaction costs, such as commissions, when it buys and sells securities (or "turns over" its portfolio). A higher portfolio turnover may indicate higher transaction costs and may result in higher taxes when fund shares are held in a taxable account. These costs, which are not reflected in Annual Fund Operating Expenses or in

the Example, affect the Portfolio's performance. During the most recent fiscal year, the Series' portfolio turnover rate was 13% of the average value of its investment portfolio.

Principal Investment Strategies

The DFA International Value Portfolio invests substantially all of its assets in the DFA International Value Series. To achieve the Portfolio's and Series' investment objectives, Dimensional Fund Advisors LP (the "Advisor") implements an integrated investment approach that combines research, portfolio design, portfolio management, and trading functions. As further described below, the Series' design emphasizes long-term drivers of expected returns identified by the Advisor's research, while balancing risk through broad diversification across companies, sectors, and countries. The Advisor's portfolio management and trading processes further balance those long-term drivers of expected returns with shorter-term drivers of expected returns and trading costs.

The DFA International Value Series is designed to purchase securities of large non-U.S. companies in countries with developed markets that the Advisor determines to be lower relative price stocks. A company's market capitalization is the number of its shares outstanding times its price per share. Under a market capitalization weighted approach, companies with higher market capitalizations generally represent a larger proportion of the Series than companies with relatively lower market capitalizations. The Advisor may overweight certain stocks, including smaller companies, lower relative price stocks, and/or higher profitability stocks within the large-cap value segment of developed ex U.S. markets. An equity issuer is considered to have a low relative price (i.e., a value stock) primarily because it has a low price in relation to its book value. In assessing relative price, the Advisor may consider additional factors such as price to cash flow or price to earnings ratios. An equity issuer is considered to have high profitability because it has high earnings or profits from operations in relation to its book value or assets. The criteria the Advisor uses for assessing relative price and profitability are subject to change from time to time.

The DFA International Value Series intends to purchase securities of large companies associated with developed market countries that the Advisor has designated as approved markets. The Advisor determines the minimum market capitalization of a large company with respect to each country or region in which the Series invests. Based on market capitalization data as of December 31, 2025, for the Series, the market capitalization of a large company in any country or region in which the Series invests would be \$1,852 million or above. This threshold will change due to market conditions.

The Advisor may also increase or reduce the DFA International Value Series' exposure to an eligible company, or exclude a company, based on shorter-term considerations, such as a company's price momentum and short-run reversals. In addition, the Advisor seeks to reduce trading costs using a flexible trading approach that looks for opportunities to participate in the available market liquidity, while managing turnover and explicit transaction costs.

The DFA International Value Series may gain exposure to companies associated with approved markets by purchasing equity securities in the form of depositary receipts, which may be listed or traded outside the issuer's domicile country. The Series and the DFA International Value Portfolio each may purchase or sell futures contracts and options on futures contracts for foreign or U.S. equity securities and indices to increase or decrease equity market exposure based on actual or expected cash inflows to or outflows from the Series or Portfolio. Because many of the Series' and Portfolio's investments may be denominated in foreign currencies, the Series and the Portfolio may enter into foreign currency exchange transactions, including foreign currency forward contracts, in connection with the settlement of foreign securities or to transfer cash balances from one currency to another currency.

The DFA International Value Series may lend its portfolio securities to generate additional income.

Principal Risks

Because the value of your investment in the Portfolio will fluctuate, there is the risk that you will lose money. An investment in the Portfolio is not a deposit of a bank and is not insured or guaranteed by the Federal Deposit Insurance Corporation or any other government agency. The following is a description of principal risks of investing in the Portfolio.

Equity Market Risk: Even a long-term investment approach cannot guarantee a profit. Economic, market, environmental, political, and issuer-specific conditions and events will cause the value of equity securities, and a

fund that owns them, to rise or fall. Stock markets are volatile, with periods of rising prices and periods of falling prices.

Foreign Securities and Currencies Risk: Foreign securities prices may decline or fluctuate because of: (a) economic or political actions of foreign governments, and/or (b) less regulated or liquid securities markets. Investors holding these securities may also be exposed to foreign currency risk (the possibility that foreign currency will fluctuate in value against the U.S. dollar or that a foreign government will convert, or be forced to convert, its currency to another currency, changing its value against the U.S. dollar). The Series does not hedge foreign currency risk.

Foreign issuers may not be subject to uniform accounting, auditing and financial reporting standards and there may be less reliable and publicly available financial and other information about such issuers, as compared to U.S. issuers. A fund may have greater difficulty voting proxies, exercising shareholder rights, securing dividends and/or interest and obtaining information regarding corporate actions on a timely basis, pursuing legal remedies, and obtaining judgments with respect to foreign investments in foreign courts than with respect to domestic issuers in U.S. courts.

Depository receipts are generally subject to the same risks as the foreign securities that they evidence or into which they may be converted. In addition, the underlying issuers of certain depository receipts, particularly unsponsored or unregistered depository receipts, are under no obligation to distribute shareholder communications to the holders of such receipts, or to pass through to them any voting rights with respect to the deposited securities. Depository receipts that are not sponsored by the issuer may be less liquid and there may be less readily available public information about the issuer.

Geographic Focus Risk: If a fund focuses its investments in securities of issuers located in a particular country or region, the fund may be subjected, to a greater extent than if its investments were less focused, to the risks of volatile economic cycles and/or conditions and developments that may be particular to that country or region, such as: adverse securities markets; adverse exchange rates; adverse social, political, regulatory, economic, business, environmental or other developments; or natural disasters.

Value Investment Risk: Value stocks may perform differently from the market as a whole and an investment strategy purchasing these securities may cause a fund to at times underperform equity funds that use other investment strategies. Value stocks can react differently to political, economic, and industry developments than the market as a whole and other types of stocks. Value stocks also may underperform the market for long periods of time.

Profitability Investment Risk: High relative profitability stocks may perform differently from the market as a whole and an investment strategy purchasing these securities may cause a fund to at times underperform equity funds that use other investment strategies.

Derivatives Risk: Derivatives are instruments, such as futures contracts, and options thereon, and foreign currency forward contracts, whose value is derived from that of other assets, rates or indices. The use of derivatives for non-hedging purposes may be considered to carry more risk than other types of investments. When a fund uses derivatives, the fund will be directly exposed to the risks of those derivatives. Derivative instruments are subject to a number of risks including counterparty, settlement, liquidity, interest rate, market, credit and management risks, as well as difficulties with respect to valuation. Changes in the value of a derivative may not correlate perfectly with the underlying asset, rate or index, and a fund could lose more than the principal amount invested.

Securities Lending Risk: Securities lending involves the risk that the borrower may fail to return the securities in a timely manner or at all. As a result, a fund may lose money and there may be a delay in recovering the loaned securities. A fund could also lose money if it does not recover the securities and/or the value of the collateral falls, including the value of investments made with cash collateral. Securities lending also may have certain adverse tax consequences.

Operational Risk: Operational risks include human error, changes in personnel, system changes, faults in communication, and failures in systems, technology, or processes, and the use of artificial intelligence and machine learning ("AI"). Various operational events or circumstances are outside a fund's or its advisor's control, including instances at third parties. A fund and its advisor seek to reduce these operational risks through controls and procedures. However, measures that seek to reduce these operational risks through controls and procedures may not address every possible risk and may be inadequate to address these risks.

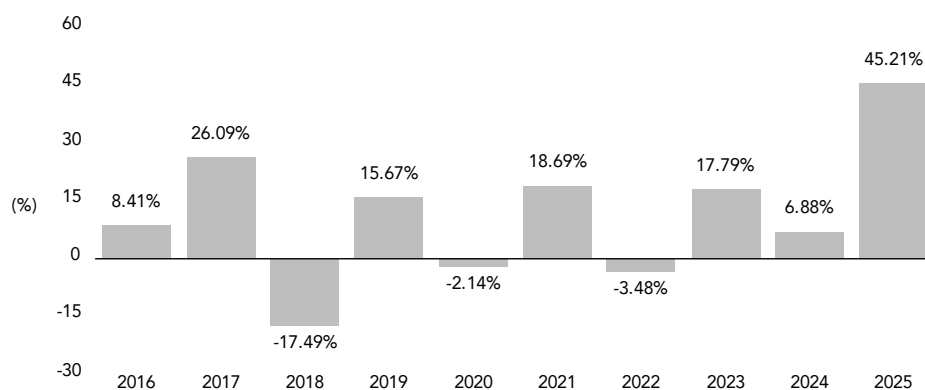
Cyber Security Risk: A fund and its service providers' use of internet, technology and information systems may expose the fund to potential risks linked to cyber security breaches of those technological or information systems. Cyber security breaches, amongst other things, could allow an unauthorized party to gain access to proprietary information, customer data, or fund assets, or cause the fund and/or its service providers to suffer data corruption or lose operational functionality.

Performance

The bar chart and table immediately following illustrate the variability of the Portfolio's returns and are meant to provide some indication of the risks of investing in the Portfolio. The bar chart shows the changes in the Portfolio's performance from year to year. The table illustrates how annualized returns for certain periods, both before and after taxes, compare with those of a broad measure of market performance. The table also includes the performance of an additional index with a similar investment universe as the Portfolio. The Portfolio's past performance (before and after taxes) is not an indication of future results. Updated performance information for the Portfolio can be obtained by visiting <https://www.dimensional.com/us-en/funds>.

The after-tax returns presented in the table for the Portfolio are calculated using the historical highest individual federal marginal income tax rates and do not reflect the impact of state and local taxes. Actual after-tax returns depend on an investor's tax situation and may differ from those shown in the table. In addition, the after-tax returns shown are not relevant to investors who hold shares of the Portfolio through tax-advantaged arrangements, such as 401(k) plans or individual retirement accounts.

DFA International Value Portfolio Institutional Class Shares —Total Returns



January 2016-December 2025

Highest Quarter	Lowest Quarter
22.20% 2020, Q4	-31.98% 2020, Q1

Annualized Returns (%)

Periods ended December 31, 2025

	1 Year	5 Years	10 Years
DFA International Value Portfolio			
Return Before Taxes	45.21%	15.93%	10.33%
Return After Taxes on Distributions	43.56%	14.78%	9.29%
Return After Taxes on Distributions and Sale of Portfolio Shares	27.58%	12.56%	8.17%
MSCI World ex USA Value Index (net dividends)			
(reflects no deduction for fees, expenses or taxes on sales)	42.23%	13.94%	9.16%
MSCI World ex USA Index (net dividends)			
(reflects no deduction for fees, expenses or taxes on sales)	31.85%	9.46%	8.55%

Investment Advisor/Portfolio Management

Dimensional Fund Advisors LP serves as the investment advisor for the Portfolio and the Series. Dimensional Fund Advisors Ltd. and DFA Australia Limited serve as the sub-advisors for the Series. The following individuals are responsible for leading the day-to-day management of the Portfolio and the Series:

- **Jed S. Fogdall**, Global Head of Portfolio Management, Chairman of the Investment Committee, Vice President, and Senior Portfolio Manager of the Advisor, has been a portfolio manager of the Portfolio since 2010.
- **Joel P. Schneider**, Deputy Head of Portfolio Management, North America, member of the Investment Committee, Vice President, and Senior Portfolio Manager of the Advisor, has been a portfolio manager of the Portfolio since 2022.
- **Brendan J. McAndrews**, Vice President and Senior Portfolio Manager of the Advisor, has been a portfolio manager of the Portfolio since 2025.

Purchase and Redemption of Fund Shares

Investors may purchase or redeem shares of the Portfolio on each day that the New York Stock Exchange is scheduled to be open for business by first contacting the Portfolio's transfer agent at (888) 576-1167. Shareholders that invest in the Portfolio through a financial intermediary should contact their financial intermediary regarding purchase and redemption procedures. The Portfolio generally is available for investment only by institutional clients, clients of registered investment advisors, clients of financial institutions and a limited number of certain other investors as approved from time to time by the Advisor. All investments are subject to approval of the Advisor.

Tax Information

The dividends and distributions you receive from the Portfolio are taxable and generally will be taxed as ordinary income, capital gains, or some combination of both, unless you are investing through a tax-advantaged arrangement, such as a 401(k) plan or an individual retirement account, in which case distributions may be taxed as ordinary income when withdrawn from the plan or account.

Payments to Financial Intermediaries

If you purchase the Portfolio through a broker-dealer or other financial intermediary (such as a bank), the Portfolio and its related companies may pay the intermediary for the sale of the Portfolio shares and/or related services. These payments may create a conflict of interest by influencing the financial intermediary to recommend the Portfolio over another investment. Ask your financial advisor or visit your financial intermediary's website for more information.

International Core Equity 2 Portfolio

Investment Objective

The investment objective of the International Core Equity 2 Portfolio (the "Portfolio") is to achieve long-term capital appreciation.

Fees and Expenses of the Portfolio

This table describes the fees and expenses you may pay if you buy, hold or sell shares of the Portfolio. **You may pay other fees, such as brokerage commissions and other fees to financial intermediaries, which are not reflected in the table and Example below.**

Shareholder Fees (fees paid directly from your investment): None

Annual Fund Operating Expenses (expenses that you pay each year as a percentage of the value of your investment)

Management Fee	0.20%
Other Expenses	0.03%
Total Annual Fund Operating Expenses	0.23%

EXAMPLE

This Example is meant to help you compare the cost of investing in the Portfolio with the cost of investing in other funds. The Example assumes that you invest \$10,000 in the Portfolio for the time periods indicated. The Example also assumes that your investment has a 5% return each year and that the Portfolio's operating expenses remain the same. Although your actual costs may be higher or lower, based on these assumptions your costs whether you redeem or hold your shares would be:

1 Year	3 Years	5 Years	10 Years
\$24	\$74	\$130	\$293

PORTFOLIO TURNOVER

A fund generally pays transaction costs, such as commissions, when it buys and sells securities (or "turns over" its portfolio). A higher portfolio turnover may indicate higher transaction costs and may result in higher taxes when fund shares are held in a taxable account. These costs, which are not reflected in Annual Fund Operating Expenses or in the Example, affect the Portfolio's performance. During the most recent fiscal year, the Portfolio's portfolio turnover rate was 8% of the average value of its investment portfolio.

Principal Investment Strategies

To achieve the International Core Equity 2 Portfolio's investment objective, Dimensional Fund Advisors LP (the "Advisor") implements an integrated investment approach that combines research, portfolio design, portfolio management, and trading functions. As further described below, the Portfolio's design emphasizes long-term drivers of expected returns identified by the Advisor's research, while balancing risk through broad diversification across companies, sectors, and countries. The Advisor's portfolio management and trading processes further balance those long-term drivers of expected returns with shorter-term drivers of expected returns and trading costs.

The International Core Equity 2 Portfolio is designed to purchase a broad and diverse group of equity securities within a market capitalization weighted universe (e.g., the larger the company, the greater the proportion of the universe it represents) of non-U.S. companies associated with developed markets that have been authorized for

investment by the Advisor's Investment Committee (the "International Universe"). The Portfolio invests in companies of all sizes, with meaningfully increased exposure to smaller capitalization, lower relative price, and higher profitability companies as compared to their representation in the International Universe. The Portfolio's meaningfully increased exposure to smaller capitalization, lower relative price, and higher profitability companies may be achieved by decreasing the allocation of the Portfolio's assets to larger capitalization, higher relative price, or lower profitability companies relative to their weight in the International Universe. An equity issuer is considered to have a high relative price (i.e., a growth stock) primarily because it has a high price in relation to its book value. An equity issuer is considered to have a low relative price (i.e., a value stock) primarily because it has a low price in relation to its book value. In assessing relative price, the Advisor may consider additional factors such as price to cash flow or price to earnings ratios. An equity issuer is considered to have high profitability because it has high earnings or profits from operations in relation to its book value or assets. The criteria the Advisor uses for assessing relative price and profitability are subject to change from time to time.

The International Core Equity 2 Portfolio intends to purchase securities of companies associated with developed market countries that the Advisor has designated as approved markets. As a non-fundamental policy, under normal circumstances, the Portfolio will invest at least 80% of its net assets in equity securities. The Advisor determines company size on a country or region specific basis and based primarily on market capitalization.

The Advisor may also increase or reduce the International Core Equity 2 Portfolio's exposure to an eligible company, or exclude a company, based on shorter-term considerations, such as a company's price momentum, short-run reversals, and investment characteristics. In assessing a company's investment characteristics, the Advisor considers ratios such as recent changes in assets divided by total assets. The criteria the Advisor uses for assessing a company's investment characteristics are subject to change from time to time. In addition, the Advisor seeks to reduce trading costs using a flexible trading approach that looks for opportunities to participate in the available market liquidity, while managing turnover and explicit transaction costs.

The International Core Equity 2 Portfolio may gain exposure to companies associated with approved markets by purchasing equity securities in the form of depositary receipts, which may be listed or traded outside the issuer's domicile country. The Portfolio also may purchase or sell futures contracts and options on futures contracts for foreign or U.S. equity securities and indices to increase or decrease equity market exposure based on actual or expected cash inflows to or outflows from the Portfolio. Because many of the Portfolio's investments may be denominated in foreign currencies, the Portfolio may enter into foreign currency exchange transactions, including foreign currency forward contracts, in connection with the settlement of foreign securities or to transfer cash balances from one currency to another currency.

The International Core Equity 2 Portfolio may lend its portfolio securities to generate additional income.

Principal Risks

Because the value of your investment in the Portfolio will fluctuate, there is the risk that you will lose money. An investment in the Portfolio is not a deposit of a bank and is not insured or guaranteed by the Federal Deposit Insurance Corporation or any other government agency. The following is a description of principal risks of investing in the Portfolio.

Equity Market Risk: Even a long-term investment approach cannot guarantee a profit. Economic, market, environmental, political, and issuer-specific conditions and events will cause the value of equity securities, and a fund that owns them, to rise or fall. Stock markets are volatile, with periods of rising prices and periods of falling prices.

Foreign Securities and Currencies Risk: Foreign securities prices may decline or fluctuate because of: (a) economic or political actions of foreign governments, and/or (b) less regulated or liquid securities markets. Investors holding these securities may also be exposed to foreign currency risk (the possibility that foreign currency will fluctuate in value against the U.S. dollar or that a foreign government will convert, or be forced to convert, its currency to another currency, changing its value against the U.S. dollar). The Portfolio does not hedge foreign currency risk.

Foreign issuers may not be subject to uniform accounting, auditing and financial reporting standards and there may be less reliable and publicly available financial and other information about such issuers, as compared to U.S.

issuers. A fund may have greater difficulty voting proxies, exercising shareholder rights, securing dividends and/or interest and obtaining information regarding corporate actions on a timely basis, pursuing legal remedies, and obtaining judgments with respect to foreign investments in foreign courts than with respect to domestic issuers in U.S. courts.

Depository receipts are generally subject to the same risks as the foreign securities that they evidence or into which they may be converted. In addition, the underlying issuers of certain depository receipts, particularly unsponsored or unregistered depository receipts, are under no obligation to distribute shareholder communications to the holders of such receipts, or to pass through to them any voting rights with respect to the deposited securities. Depository receipts that are not sponsored by the issuer may be less liquid and there may be less readily available public information about the issuer.

Geographic Focus Risk: If a fund focuses its investments in securities of issuers located in a particular country or region, the fund may be subjected, to a greater extent than if its investments were less focused, to the risks of volatile economic cycles and/or conditions and developments that may be particular to that country or region, such as: adverse securities markets; adverse exchange rates; adverse social, political, regulatory, economic, business, environmental or other developments; or natural disasters.

Small and Mid-Cap Company Risk: Securities of small and mid-cap companies are often less liquid than those of large companies and this could make it difficult to sell a small or mid-cap company security at a desired time or price. As a result, small and mid-cap company stocks may fluctuate relatively more in price. In general, small and mid-capitalization companies are also more vulnerable than larger companies to adverse business or economic developments and they may have more limited resources.

Profitability Investment Risk: High relative profitability stocks may perform differently from the market as a whole and an investment strategy purchasing these securities may cause a fund to at times underperform equity funds that use other investment strategies.

Value Investment Risk: Value stocks may perform differently from the market as a whole and an investment strategy purchasing these securities may cause a fund to at times underperform equity funds that use other investment strategies. Value stocks can react differently to political, economic, and industry developments than the market as a whole and other types of stocks. Value stocks also may underperform the market for long periods of time.

Derivatives Risk: Derivatives are instruments, such as futures contracts, and options thereon, and foreign currency forward contracts, whose value is derived from that of other assets, rates or indices. The use of derivatives for non-hedging purposes may be considered to carry more risk than other types of investments. When a fund uses derivatives, the fund will be directly exposed to the risks of those derivatives. Derivative instruments are subject to a number of risks including counterparty, settlement, liquidity, interest rate, market, credit and management risks, as well as difficulties with respect to valuation. Changes in the value of a derivative may not correlate perfectly with the underlying asset, rate or index, and a fund could lose more than the principal amount invested.

Securities Lending Risk: Securities lending involves the risk that the borrower may fail to return the securities in a timely manner or at all. As a result, a fund may lose money and there may be a delay in recovering the loaned securities. A fund could also lose money if it does not recover the securities and/or the value of the collateral falls, including the value of investments made with cash collateral. Securities lending also may have certain adverse tax consequences.

Operational Risk: Operational risks include human error, changes in personnel, system changes, faults in communication, and failures in systems, technology, or processes, and the use of artificial intelligence and machine learning ("AI"). Various operational events or circumstances are outside a fund's or its advisor's control, including instances at third parties. A fund and its advisor seek to reduce these operational risks through controls and procedures. However, measures that seek to reduce these operational risks through controls and procedures may not address every possible risk and may be inadequate to address these risks.

Cyber Security Risk: A fund and its service providers' use of internet, technology and information systems may expose the fund to potential risks linked to cyber security breaches of those technological or information systems. Cyber security breaches, amongst other things, could allow an unauthorized party to gain access to proprietary

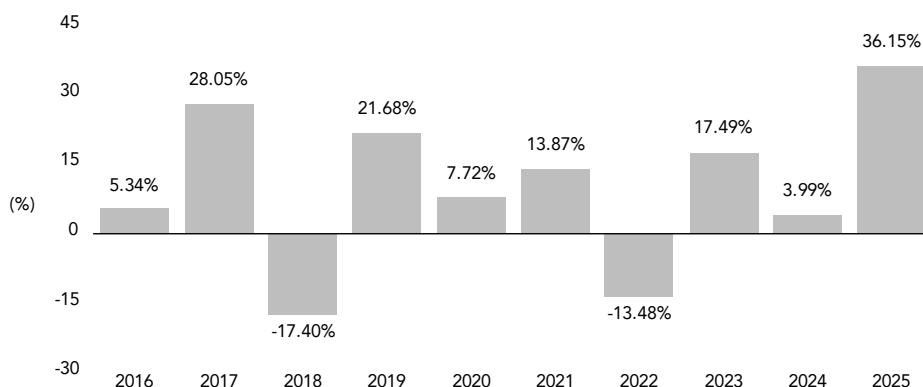
information, customer data, or fund assets, or cause the fund and/or its service providers to suffer data corruption or lose operational functionality.

Performance

The bar chart and table immediately following illustrate the variability of the Portfolio's returns and are meant to provide some indication of the risks of investing in the Portfolio. The bar chart shows the changes in the Portfolio's performance from year to year. The table illustrates how annualized returns for certain periods, both before and after taxes, compare with those of a broad measure of market performance. The Portfolio's past performance (before and after taxes) is not an indication of future results. Updated performance information for the Portfolio can be obtained by visiting <https://www.dimensional.com/us-en/funds>.

The after-tax returns presented in the table for the Portfolio are calculated using the historical highest individual federal marginal income tax rates and do not reflect the impact of state and local taxes. Actual after-tax returns depend on an investor's tax situation and may differ from those shown in the table. In addition, the after-tax returns shown are not relevant to investors who hold shares of the Portfolio through tax-advantaged arrangements, such as 401(k) plans or individual retirement accounts.

International Core Equity 2 Portfolio Institutional Class Shares —Total Returns



January 2016-December 2025

Highest Quarter: 18.70% 2020, Q2
 Lowest Quarter: -27.64% 2020, Q1

Annualized Returns (%)

Periods ended December 31, 2025

	1 Year	5 Years	10 Years
International Core Equity 2 Portfolio			
Return Before Taxes	36.15%	10.38%	9.12%
Return After Taxes on Distributions	35.03%	9.56%	8.38%
Return After Taxes on Distributions and Sale of Portfolio Shares	22.06%	8.08%	7.27%
MSCI World ex USA Index (net dividends)			
(reflects no deduction for fees, expenses or taxes on sales)	31.85%	9.46%	8.55%

Investment Advisor/Portfolio Management

Dimensional Fund Advisors LP serves as the investment advisor for the Portfolio. Dimensional Fund Advisors Ltd. and DFA Australia Limited serve as the sub-advisors for the Portfolio. The following individuals are responsible for leading the day-to-day management of the Portfolio:

- **Jed S. Fogdall**, Global Head of Portfolio Management, Chairman of the Investment Committee, Vice President, and Senior Portfolio Manager of the Advisor, has been a portfolio manager of the Portfolio since 2010.
- **Allen Pu**, Deputy Head of Portfolio Management, North America, member of the Investment Committee, Vice President, and Senior Portfolio Manager of the Advisor, has been a portfolio manager of the Portfolio since 2015.
- **Mary T. Phillips**, Deputy Head of Portfolio Management, North America, member of the Investment Committee, Vice President, and Senior Portfolio Manager of the Advisor, has been a portfolio manager of the Portfolio since 2017.
- **William B. Collins-Dean**, Vice President and Senior Portfolio Manager of the Advisor, has been a portfolio manager of the Portfolio since 2019.

Purchase and Redemption of Fund Shares

Investors may purchase or redeem shares of the Portfolio on each day that the New York Stock Exchange is scheduled to be open for business by first contacting the Portfolio's transfer agent at (888) 576-1167. Shareholders that invest in the Portfolio through a financial intermediary should contact their financial intermediary regarding purchase and redemption procedures. The Portfolio generally is available for investment only by institutional clients, clients of registered investment advisors, clients of financial institutions and a limited number of certain other investors as approved from time to time by the Advisor. All investments are subject to approval of the Advisor.

Tax Information

The dividends and distributions you receive from the Portfolio are taxable and generally will be taxed as ordinary income, capital gains, or some combination of both, unless you are investing through a tax-advantaged arrangement, such as a 401(k) plan or an individual retirement account, in which case distributions may be taxed as ordinary income when withdrawn from the plan or account.

Payments to Financial Intermediaries

If you purchase the Portfolio through a broker-dealer or other financial intermediary (such as a bank), the Portfolio and its related companies may pay the intermediary for the sale of the Portfolio shares and/or related services. These payments may create a conflict of interest by influencing the financial intermediary to recommend the Portfolio over another investment. Ask your financial advisor or visit your financial intermediary's website for more information.

Global Small Company Portfolio

Investment Objective

The investment objective of the Global Small Company Portfolio (the "Portfolio") is to achieve long-term capital appreciation.

Fees and Expenses of the Portfolio

This table describes the fees and expenses you may pay if you buy, hold or sell shares of the Portfolio. **You may pay other fees, such as brokerage commissions and other fees to financial intermediaries, which are not reflected in the table and Example below.**

Shareholder Fees (fees paid directly from your investment): None

Annual Fund Operating Expenses (expenses that you pay each year as a percentage of the value of your investment)

Management Fee	0.35%
Other Expenses	0.07%
Acquired Fund Fees & Expenses	0.22%
Total Annual Fund Operating Expenses	0.64%
Fee Waiver and/or Expense Reimbursement ¹	0.22%
Total Annual Fund Operating Expenses After Fee Waiver and/or Expense Reimbursement	0.42%

¹ Dimensional Fund Advisors LP (the "Advisor") has agreed to waive certain fees and in certain instances, assume certain expenses of the Portfolio. The Fee Waiver and/or Expense Assumption Agreement for the Portfolio will remain in effect through February 28, 2027, and may only be terminated by the Fund's Board of Directors prior to that date. Under certain circumstances, the Advisor retains the right to seek reimbursement for any fees previously waived and/or expenses previously assumed up to thirty-six months after such fee waiver and/or expense assumption.

EXAMPLE

This Example is meant to help you compare the cost of investing in the Portfolio with the cost of investing in other funds. The Example assumes that you invest \$10,000 in the Portfolio for the time periods indicated. The Example also assumes that your investment has a 5% return each year and that the Portfolio's operating expenses remain the same. The costs for the Portfolio reflect the net expenses of the Portfolio that result from the contractual expense waiver in the first year only. Although your actual costs may be higher or lower, based on these assumptions your costs whether you redeem or hold your shares would be:

1 Year	3 Years	5 Years	10 Years
\$43	\$183	\$335	\$777

PORTFOLIO TURNOVER

A fund generally pays transaction costs, such as commissions, when it buys and sells securities (or "turns over" its portfolio). A higher portfolio turnover may indicate higher transaction costs and may result in higher taxes when fund shares are held in a taxable account. The Portfolio does not pay transaction costs when buying and selling shares of other funds managed by Dimensional Fund Advisors LP (the "Underlying Funds"); however, the Underlying Funds pay transaction costs when buying and selling securities for their portfolio. These costs, which are not reflected in Annual Fund Operating Expenses or in the Example, affect the Portfolio's performance. During the most recent fiscal year, the Portfolio's portfolio turnover rate was 8% based on the weighted average portfolio turnover ratios of each of the Portfolio's underlying investments.

Principal Investment Strategies

The Global Small Company Portfolio is a “fund of funds,” which means the Portfolio generally allocates its assets among other funds managed by Dimensional Fund Advisors LP (the “Underlying Funds”), although it has the ability to invest directly in securities and derivatives. To achieve the Portfolio’s and the Underlying Funds’ investment objectives, Dimensional Fund Advisors LP (the “Advisor”) implements an integrated investment approach that combines research, portfolio design, portfolio management, and trading functions. As further described below, the Portfolio’s and the Underlying Funds’ designs emphasize long-term drivers of expected returns identified by the Advisor’s research, while balancing risk through broad diversification across companies, sectors, and countries. The Advisor’s portfolio management and trading processes further balance those long-term drivers of expected returns with shorter-term drivers of expected returns and trading costs.

The Global Small Company Portfolio is designed to provide investors with access to securities portfolios consisting of a broad range of equity securities of primarily small companies in developed and emerging markets. The Portfolio pursues its investment objective by allocating substantially all of its assets among the following Underlying Funds: The Asia Pacific Small Company Series, The Canadian Small Company Series, The Continental Small Company Series, The Emerging Markets Small Cap Series, The Japanese Small Company Series, The United Kingdom Small Company Series (each a series of The DFA Investment Trust Company), and U.S. Small Cap Portfolio (a series of DFA Investment Dimensions Group Inc.).

When deciding allocations to the Underlying Funds, the Portfolio takes into account, among other factors, the aggregate market capitalizations and adjustments for free float of the eligible universe of securities within each region. Periodically, the Advisor will review the allocations for the Portfolio in each Underlying Fund and may adjust allocations to the Underlying Funds or may add or remove Underlying Funds in the Portfolio without notice to shareholders. Certain Underlying Funds invest in small companies using a market capitalization weighted approach in each country or region designated by the Advisor as an approved market for investment. A company’s market capitalization is the number of its shares outstanding times its price per share. Under a market capitalization weighted approach, companies with higher market capitalizations generally represent a larger proportion of an Underlying Fund than companies with relatively lower market capitalizations. The Portfolio and Underlying Funds may emphasize certain stocks, including smaller capitalization companies, lower relative price stocks, and/or higher profitability stocks as compared to their representation in the countries and/or regions in which the Portfolio and/or Underlying Funds are authorized to invest. An equity issuer is considered to have a low relative price (i.e., a value stock) primarily because it has a low price in relation to its book value. In assessing relative price, the Advisor may consider additional factors such as price to cash flow or price to earnings ratios. An equity issuer is considered to have high profitability because it has high earnings or profits from operations in relation to its book value or assets. The criteria the Advisor uses for assessing relative price and profitability are subject to change from time to time.

The Global Small Company Portfolio, directly or indirectly through its investment in the Underlying Funds, intends to invest its assets to gain exposure to at least three different countries, including the United States. As of the date of the Prospectus, the Portfolio, directly or indirectly through its investment in the Underlying Funds, invests approximately 62% of its net assets in U.S. companies. This percentage will change due to market conditions.

As a non-fundamental policy, under normal circumstances, the Global Small Company Portfolio, directly or through its investments in the Underlying Funds, will invest at least 80% of its net assets in securities of small companies. The Advisor determines the maximum market capitalization of a small company with respect to each country in which the Portfolio or Underlying Fund invests. In the countries or regions authorized for investment, the Advisor first ranks eligible companies listed on selected exchanges based on the companies’ market capitalizations. The Advisor then determines the universe of eligible stocks by defining the maximum market capitalization of a small company that may be purchased by the Portfolio or Underlying Fund with respect to each country or region. Based on market capitalization data as of December 31, 2025, for the Portfolio, the market capitalization of a small company in any country in which the Portfolio or its Underlying Funds invests would be below \$16,226 million. This threshold will vary by country or region. For example, based on market capitalization data as of December 31, 2025, the Advisor would consider a small company in Switzerland to have a market capitalization below \$16,226 million, a small company in the United States to have a market capitalization below \$11,212 million, a small company in Norway to have a market capitalization below \$1,934 million, and a small company in Japan to have a market capitalization below \$3,311 million. These thresholds will change due to market conditions.

The Advisor may also increase or reduce the Global Small Company Portfolio's and/or Underlying Funds' exposure to an eligible company, or exclude a company, based on shorter-term considerations, such as a company's price momentum, short-run reversals, and investment characteristics. In assessing a company's investment characteristics, the Advisor considers ratios such as recent changes in assets divided by total assets. The criteria the Advisor uses for assessing a company's investment characteristics are subject to change from time to time. In addition, the Advisor seeks to reduce trading costs using a flexible trading approach that looks for opportunities to participate in the available market liquidity, while managing turnover and explicit transaction costs.

The Global Small Company Portfolio and each Underlying Fund may invest in affiliated and unaffiliated registered and unregistered money market funds to manage its cash pending investment in other securities or to maintain liquidity for the payment of redemptions or other purposes. Investments in money market funds may involve a duplication of certain fees and expenses.

The Global Small Company Portfolio and each Underlying Fund may gain exposure to companies associated with approved markets by purchasing equity securities in the form of depositary receipts, which may be listed or traded outside the issuer's domicile country. The Portfolio and each Underlying Fund may purchase or sell futures contracts and options on futures contracts for equity securities and indices of its approved markets or other equity market securities or indices, including those of the United States, to increase or decrease equity market exposure based on actual or expected cash inflows to or outflows from the Portfolio or Underlying Fund. Because many of the Portfolio's and certain Underlying Funds' investments may be denominated in foreign currencies, the Portfolio and certain Underlying Funds may enter into foreign currency exchange transactions, including foreign currency forward contracts, in connection with the settlement of foreign securities or to transfer cash balances from one currency to another currency.

The Global Small Company Portfolio and Underlying Funds may lend their portfolio securities to generate additional income.

A summary of the investment strategies and policies of the Underlying Funds in which the Global Small Company Portfolio invests as of the date of this Prospectus is described in the Portfolio's Prospectus in the section entitled **"ADDITIONAL INFORMATION ON INVESTMENT OBJECTIVES AND POLICIES"**.

Principal Risks

Because the value of your investment in the Portfolio will fluctuate, there is the risk that you will lose money. An investment in the Portfolio is not a deposit of a bank and is not insured or guaranteed by the Federal Deposit Insurance Corporation or any other government agency. The following is a description of principal risks of investing in the Portfolio.

Fund of Funds Risk: The investment performance of a fund of funds is affected by the investment performance of the underlying funds in which the fund of funds invests. The ability of a fund of funds to achieve its investment objective depends on the ability of the underlying funds to meet their investment objectives and on the Advisor's decisions regarding the allocation of a fund of funds' assets among the underlying funds. A fund of funds may allocate assets to an underlying fund or asset class that underperforms other funds or asset classes. There can be no assurance that the investment objective of a fund of funds or any underlying fund will be achieved. Through its investments in the underlying funds, a fund of funds is subject to the risks of the underlying funds' investments. When a fund of funds invests in underlying funds, investors are exposed to a proportionate share of the expenses of those underlying funds in addition to the expenses of a fund of funds. Certain risks of the Underlying Funds' investments that are principal risks of investing in the Portfolio are described below.

Equity Market Risk: Even a long-term investment approach cannot guarantee a profit. Economic, market, environmental, political, and issuer-specific conditions and events will cause the value of equity securities, and a fund that owns them, to rise or fall. Stock markets are volatile, with periods of rising prices and periods of falling prices.

Foreign Securities and Currencies Risk: Foreign securities prices may decline or fluctuate because of: (a) economic or political actions of foreign governments, and/or (b) less regulated or liquid securities markets. Investors holding these securities may also be exposed to foreign currency risk (the possibility that foreign currency will fluctuate in

value against the U.S. dollar or that a foreign government will convert, or be forced to convert, its currency to another currency, changing its value against the U.S. dollar). The Underlying Funds do not hedge foreign currency risk.

Foreign issuers may not be subject to uniform accounting, auditing and financial reporting standards and there may be less reliable and publicly available financial and other information about such issuers, as compared to U.S. issuers. A fund may have greater difficulty voting proxies, exercising shareholder rights, securing dividends and/or interest and obtaining information regarding corporate actions on a timely basis, pursuing legal remedies, and obtaining judgments with respect to foreign investments in foreign courts than with respect to domestic issuers in U.S. courts.

Depository receipts are generally subject to the same risks as the foreign securities that they evidence or into which they may be converted. In addition, the underlying issuers of certain depository receipts, particularly unsponsored or unregistered depository receipts, are under no obligation to distribute shareholder communications to the holders of such receipts, or to pass through to them any voting rights with respect to the deposited securities. Depository receipts that are not sponsored by the issuer may be less liquid and there may be less readily available public information about the issuer.

Emerging Markets Risk: Securities of issuers associated with emerging market countries may be subject to higher and additional risks than securities of issuers in developed foreign markets. Numerous emerging market countries have a history of, and continue to experience serious, and potentially continuing, economic and political problems. Stock markets in many emerging market countries are relatively small, expensive to trade in and generally have higher risks than those in developed markets. Securities in emerging markets also may be less liquid than those in developed markets and foreigners are often limited in their ability to invest in, and withdraw assets from, these markets. Additional restrictions may be imposed under other conditions. Frontier market countries generally have smaller economies or less developed capital markets and, as a result, the risks of investing in emerging market countries are magnified in frontier market countries.

Small Company Risk: Securities of small companies are often less liquid than those of large companies and this could make it difficult to sell a small company security at a desired time or price. As a result, small company stocks may fluctuate relatively more in price. In general, smaller capitalization companies are also more vulnerable than larger companies to adverse business or economic developments and they may have more limited resources.

Profitability Investment Risk: High relative profitability stocks may perform differently from the market as a whole and an investment strategy purchasing these securities may cause a fund to at times underperform equity funds that use other investment strategies.

Value Investment Risk: Value stocks may perform differently from the market as a whole and an investment strategy purchasing these securities may cause a fund to at times underperform equity funds that use other investment strategies. Value stocks can react differently to political, economic, and industry developments than the market as a whole and other types of stocks. Value stocks also may underperform the market for long periods of time.

Derivatives Risk: Derivatives are instruments, such as futures contracts, and options thereon, and foreign currency forward contracts, whose value is derived from that of other assets, rates or indices. The use of derivatives for non-hedging purposes may be considered to carry more risk than other types of investments. When a fund uses derivatives, the fund will be directly exposed to the risks of those derivatives. Derivative instruments are subject to a number of risks including counterparty, settlement, liquidity, interest rate, market, credit and management risks, as well as difficulties with respect to valuation. Changes in the value of a derivative may not correlate perfectly with the underlying asset, rate or index, and a fund could lose more than the principal amount invested.

Securities Lending Risk: Securities lending involves the risk that the borrower may fail to return the securities in a timely manner or at all. As a result, a fund may lose money and there may be a delay in recovering the loaned securities. A fund could also lose money if it does not recover the securities and/or the value of the collateral falls, including the value of investments made with cash collateral. Securities lending also may have certain adverse tax consequences.

Operational Risk: Operational risks include human error, changes in personnel, system changes, faults in communication, and failures in systems, technology, or processes, and the use of artificial intelligence and machine

learning (“AI”). Various operational events or circumstances are outside a fund’s or its advisor’s control, including instances at third parties. A fund and its advisor seek to reduce these operational risks through controls and procedures. However, measures that seek to reduce these operational risks through controls and procedures may not address every possible risk and may be inadequate to address these risks.

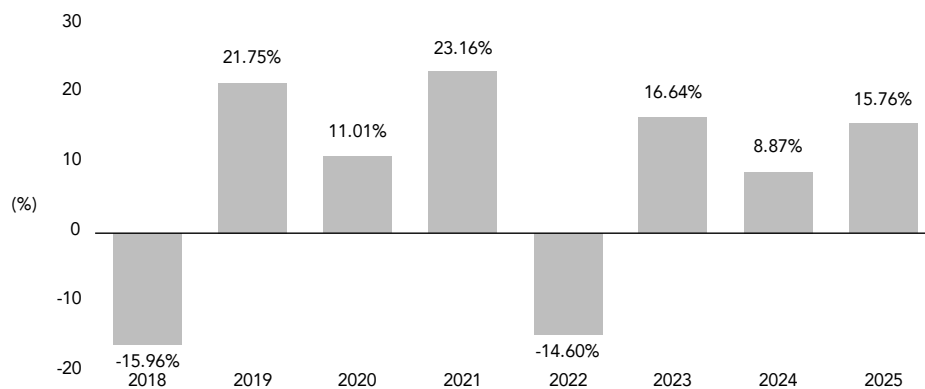
Cyber Security Risk: A fund and its service providers’ use of internet, technology and information systems may expose the fund to potential risks linked to cyber security breaches of those technological or information systems. Cyber security breaches, amongst other things, could allow an unauthorized party to gain access to proprietary information, customer data, or fund assets, or cause the fund and/or its service providers to suffer data corruption or lose operational functionality.

Performance

The bar chart and table immediately following illustrate the variability of the Portfolio’s returns and are meant to provide some indication of the risks of investing in the Portfolio. The bar chart shows the changes in the Portfolio’s performance from year to year. The table illustrates how annualized returns for certain periods, both before and after taxes, compare with those of a broad measure of market performance. The table also includes the performance of an additional index with a similar investment universe as the Portfolio. The Portfolio’s past performance (before and after taxes) is not an indication of future results. Updated performance information for the Portfolio can be obtained by visiting <https://www.dimensional.com/us-en/funds>.

The after-tax returns presented in the table for the Portfolio are calculated using the historical highest individual federal marginal income tax rates and do not reflect the impact of state and local taxes. Actual after-tax returns depend on an investor’s tax situation and may differ from those shown in the table. In addition, the after-tax returns shown are not relevant to investors who hold shares of the Portfolio through tax-advantaged arrangements, such as 401(k) plans or individual retirement accounts.

Global Small Company Portfolio Institutional Class Shares —Total Returns



January 2018-December 2025
 Highest Quarter: 24.12% 2020, Q4
 Lowest Quarter: -31.85% 2020, Q1

Annualized Returns (%)
Periods ended December 31, 2025

	1 Year	5 Years	Since Inception
Global Small Company Portfolio			
Return Before Taxes	15.76%	9.11%	8.61% ¹
Return After Taxes on Distributions	15.30%	8.52%	8.10% ¹
Return After Taxes on Distributions and Sale of Portfolio Shares	9.64%	7.14%	6.89% ¹
MSCI All Country World Small Cap Index (net dividends)			
(reflects no deduction for fees, expenses or taxes on sales)	19.72%	7.29%	8.91% ¹
MSCI All Country World IMI Index (net dividends)			
(reflects no deduction for fees, expenses or taxes on sales)	22.06%	10.75%	11.59% ¹

¹ Since inception January 18, 2017.

Investment Advisor/Portfolio Management

Dimensional Fund Advisors LP serves as the investment advisor for the Portfolio. Dimensional Fund Advisors Ltd. and DFA Australia Limited serve as the sub-advisors for the Portfolio. The following individuals are responsible for leading the day-to-day management of the Portfolio:

- **Jed S. Fogdall**, Global Head of Portfolio Management, Chairman of the Investment Committee, Vice President, and Senior Portfolio Manager of the Advisor, has been a portfolio manager of the Portfolio since inception (2017).
- **Allen Pu**, Deputy Head of Portfolio Management, North America, member of the Investment Committee, Vice President, and Senior Portfolio Manager of the Advisor, has been a portfolio manager of the Portfolio since inception (2017).
- **Ashish P. Bhagwanjee**, Vice President and Senior Portfolio Manager of the Advisor, has been a portfolio manager of the Portfolio since 2022.

Purchase and Redemption of Fund Shares

Investors may purchase or redeem shares of the Portfolio on each day that the New York Stock Exchange is scheduled to be open for business by first contacting the Portfolio's transfer agent at (888) 576-1167. Shareholders that invest in the Portfolio through a financial intermediary should contact their financial intermediary regarding purchase and redemption procedures. The Portfolio generally is available for investment only by institutional clients, clients of registered investment advisors, clients of financial institutions and a limited number of certain other investors as approved from time to time by the Advisor. All investments are subject to approval of the Advisor.

Tax Information

The dividends and distributions you receive from the Portfolio are taxable and generally will be taxed as ordinary income, capital gains, or some combination of both, unless you are investing through a tax-advantaged arrangement, such as a 401(k) plan or an individual retirement account, in which case distributions may be taxed as ordinary income when withdrawn from the plan or account.

Payments to Financial Intermediaries

If you purchase the Portfolio through a broker-dealer or other financial intermediary (such as a bank), the Portfolio and its related companies may pay the intermediary for the sale of the Portfolio shares and/or related services. These payments may create a conflict of interest by influencing the financial intermediary to recommend the Portfolio over another investment. Ask your financial advisor or visit your financial intermediary's website for more information.

International Small Company Portfolio

Investment Objective

The investment objective of the International Small Company Portfolio (the "Portfolio") is to achieve long-term capital appreciation.

Fees and Expenses of the Portfolio

This table describes the fees and expenses you may pay if you buy, hold or sell shares of the Portfolio. **You may pay other fees, such as brokerage commissions and other fees to financial intermediaries, which are not reflected in the table and Example below.**

Shareholder Fees (fees paid directly from your investment): None

Annual Fund Operating Expenses (expenses that you pay each year as a percentage of the value of your investment)

Management Fee	0.25%
Other Expenses	0.02%
Acquired Fund Fees & Expenses	0.12%
Total Annual Fund Operating Expenses	0.39%

EXAMPLE

This Example is meant to help you compare the cost of investing in the Portfolio with the cost of investing in other funds. The Example assumes that you invest \$10,000 in the Portfolio for the time periods indicated. The Example also assumes that your investment has a 5% return each year and that the Portfolio's operating expenses remain the same. Although your actual costs may be higher or lower, based on these assumptions your costs whether you redeem or hold your shares would be:

1 Year	3 Years	5 Years	10 Years
\$40	\$125	\$219	\$493

PORTFOLIO TURNOVER

A fund generally pays transaction costs, such as commissions, when it buys and sells securities (or "turns over" its portfolio). A higher portfolio turnover may indicate higher transaction costs and may result in higher taxes when fund shares are held in a taxable account. The Portfolio does not pay transaction costs when buying and selling shares of other funds managed by Dimensional Fund Advisors LP (the "Underlying Funds"); however, the Underlying Funds pay transaction costs when buying and selling securities for their portfolio. These costs, which are not reflected in Annual Fund Operating Expenses or in the Example, affect the Portfolio's performance. During the most recent fiscal year, the Portfolio's portfolio turnover rate was 14% based on the weighted average portfolio turnover ratios of each of the Portfolio's underlying investments.

Principal Investment Strategies

The International Small Company Portfolio is a "fund of funds," which means the Portfolio generally allocates its assets among other funds managed by Dimensional Fund Advisors LP (the "Underlying Funds"), although it has the ability to invest directly in securities and derivatives.

To achieve the International Small Company Portfolio's and the Underlying Funds' investment objectives, Dimensional Fund Advisors LP (the "Advisor") implements an integrated investment approach that combines

research, portfolio design, portfolio management, and trading functions. As further described below, the Portfolio's and the Underlying Funds' designs emphasize long-term drivers of expected returns identified by the Advisor's research, while balancing risk through broad diversification across companies, sectors, and countries. The Advisor's portfolio management and trading processes further balance those long-term drivers of expected returns with shorter-term drivers of expected returns and trading costs.

The International Small Company Portfolio is designed to provide investors with access to securities portfolios consisting of a broad range of equity securities of primarily small Canadian, Japanese, United Kingdom, Continental European and Asia Pacific companies. The Portfolio also may have some exposure to small capitalization equity securities associated with other countries or regions. The Portfolio pursues its investment objective by investing substantially all of its assets in the following Underlying Funds: The Canadian Small Company Series, The Japanese Small Company Series, The Asia Pacific Small Company Series, The United Kingdom Small Company Series and The Continental Small Company Series of The DFA Investment Trust Company. Periodically, the Advisor will review the allocations for the Portfolio in each Underlying Fund and may adjust allocations to the Underlying Funds or may add or remove Underlying Funds in the Portfolio without notice to shareholders. Each Underlying Fund invests in small companies using a market capitalization weighted approach in each country or region designated by the Advisor as an approved market for investment. A company's market capitalization is the number of its shares outstanding times its price per share. Under a market capitalization weighted approach, companies with higher market capitalizations generally represent a larger proportion of an Underlying Fund than companies with relatively lower market capitalizations. The Portfolio and Underlying Funds may emphasize certain stocks, including smaller capitalization companies, lower relative price stocks, and/or higher profitability stocks as compared to their representation in the countries and/or regions in which the Portfolio and/or Underlying Funds are authorized to invest. An equity issuer is considered to have a low relative price (i.e., a value stock) primarily because it has a low price in relation to its book value. In assessing relative price, the Advisor may consider additional factors such as price to cash flow or price to earnings ratios. An equity issuer is considered to have high profitability because it has high earnings or profits from operations in relation to its book value or assets. The criteria the Advisor uses for assessing relative price and profitability are subject to change from time to time. As a non-fundamental policy, under normal circumstances, the International Small Company Portfolio, through its investments in the Underlying Funds, will invest at least 80% of its net assets in securities of small companies.

The Advisor may also increase or reduce the International Small Company Portfolio's and/or Underlying Funds' exposure to an eligible company, or exclude a company, based on shorter-term considerations, such as a company's price momentum, short-run reversals, and investment characteristics. In assessing a company's investment characteristics, the Advisor considers ratios such as recent changes in assets divided by total assets. The criteria the Advisor uses for assessing a company's investment characteristics are subject to change from time to time. In addition, the Advisor seeks to reduce trading costs using a flexible trading approach that looks for opportunities to participate in the available market liquidity, while managing turnover and explicit transaction costs.

The International Small Company Portfolio and each Underlying Fund may invest in affiliated and unaffiliated registered and unregistered money market funds to manage its cash pending investment in other securities or to maintain liquidity for the payment of redemptions or other purposes. Investments in money market funds may involve a duplication of certain fees and expenses.

Each Underlying Fund may gain exposure to companies associated with approved markets by purchasing equity securities in the form of depositary receipts, which may be listed or traded outside the issuer's domicile country. The International Small Company Portfolio and each Underlying Fund may purchase or sell futures contracts and options on futures contracts for equity securities and indices of its approved markets or other equity market securities or indices, including those of the United States, to increase or decrease equity market exposure based on actual or expected cash inflows to or outflows from the Portfolio or Underlying Fund. Because many of the Portfolio's and the Underlying Funds' investments may be denominated in foreign currencies, the Portfolio and each Underlying Fund may enter into foreign currency exchange transactions, including foreign currency forward contracts, in connection with the settlement of foreign securities or to transfer cash balances from one currency to another currency.

The International Small Company Portfolio and the Underlying Funds may lend their portfolio securities to generate additional income.

A summary of the investment strategies and policies of the Underlying Funds in which the International Small Company Portfolio invests as of the date of this Prospectus is described in the Portfolio's Prospectus in the section entitled "ADDITIONAL INFORMATION ON INVESTMENT OBJECTIVES AND POLICIES".

Principal Risks

Because the value of your investment in the Portfolio will fluctuate, there is the risk that you will lose money. An investment in the Portfolio is not a deposit of a bank and is not insured or guaranteed by the Federal Deposit Insurance Corporation or any other government agency. The following is a description of principal risks of investing in the Portfolio.

Fund of Funds Risk: The investment performance of a fund of funds is affected by the investment performance of the underlying funds in which the fund of funds invests. The ability of a fund of funds to achieve its investment objective depends on the ability of the underlying funds to meet their investment objectives and on the Advisor's decisions regarding the allocation of a fund of funds' assets among the underlying funds. A fund of funds may allocate assets to an underlying fund or asset class that underperforms other funds or asset classes. There can be no assurance that the investment objective of a fund of funds or any underlying fund will be achieved. Through its investments in the underlying funds, a fund of funds is subject to the risks of the underlying funds' investments. When a fund of funds invests in underlying funds, investors are exposed to a proportionate share of the expenses of those underlying funds in addition to the expenses of a fund of funds. Certain risks of the Underlying Funds' investments that are principal risks of investing in the Portfolio are described below.

Equity Market Risk: Even a long-term investment approach cannot guarantee a profit. Economic, market, environmental, political, and issuer-specific conditions and events will cause the value of equity securities, and a fund that owns them, to rise or fall. Stock markets are volatile, with periods of rising prices and periods of falling prices.

Foreign Securities and Currencies Risk: Foreign securities prices may decline or fluctuate because of: (a) economic or political actions of foreign governments, and/or (b) less regulated or liquid securities markets. Investors holding these securities may also be exposed to foreign currency risk (the possibility that foreign currency will fluctuate in value against the U.S. dollar or that a foreign government will convert, or be forced to convert, its currency to another currency, changing its value against the U.S. dollar). The Underlying Funds do not hedge foreign currency risk.

Foreign issuers may not be subject to uniform accounting, auditing and financial reporting standards and there may be less reliable and publicly available financial and other information about such issuers, as compared to U.S. issuers. A fund may have greater difficulty voting proxies, exercising shareholder rights, securing dividends and/or interest and obtaining information regarding corporate actions on a timely basis, pursuing legal remedies, and obtaining judgments with respect to foreign investments in foreign courts than with respect to domestic issuers in U.S. courts.

Depository receipts are generally subject to the same risks as the foreign securities that they evidence or into which they may be converted. In addition, the underlying issuers of certain depository receipts, particularly unsponsored or unregistered depository receipts, are under no obligation to distribute shareholder communications to the holders of such receipts, or to pass through to them any voting rights with respect to the deposited securities. Depository receipts that are not sponsored by the issuer may be less liquid and there may be less readily available public information about the issuer.

Geographic Focus Risk: If a fund focuses its investments in securities of issuers located in a particular country or region, the fund may be subjected, to a greater extent than if its investments were less focused, to the risks of volatile economic cycles and/or conditions and developments that may be particular to that country or region, such as: adverse securities markets; adverse exchange rates; adverse social, political, regulatory, economic, business, environmental or other developments; or natural disasters.

Small Company Risk: Securities of small companies are often less liquid than those of large companies and this could make it difficult to sell a small company security at a desired time or price. As a result, small company stocks

may fluctuate relatively more in price. In general, smaller capitalization companies are also more vulnerable than larger companies to adverse business or economic developments and they may have more limited resources.

Profitability Investment Risk: High relative profitability stocks may perform differently from the market as a whole and an investment strategy purchasing these securities may cause a fund to at times underperform equity funds that use other investment strategies.

Value Investment Risk: Value stocks may perform differently from the market as a whole and an investment strategy purchasing these securities may cause a fund to at times underperform equity funds that use other investment strategies. Value stocks can react differently to political, economic, and industry developments than the market as a whole and other types of stocks. Value stocks also may underperform the market for long periods of time.

Derivatives Risk: Derivatives are instruments, such as futures contracts, and options thereon, and foreign currency forward contracts, whose value is derived from that of other assets, rates or indices. The use of derivatives for non-hedging purposes may be considered to carry more risk than other types of investments. When a fund uses derivatives, the fund will be directly exposed to the risks of those derivatives. Derivative instruments are subject to a number of risks including counterparty, settlement, liquidity, interest rate, market, credit and management risks, as well as difficulties with respect to valuation. Changes in the value of a derivative may not correlate perfectly with the underlying asset, rate or index, and a fund could lose more than the principal amount invested.

Securities Lending Risk: Securities lending involves the risk that the borrower may fail to return the securities in a timely manner or at all. As a result, a fund may lose money and there may be a delay in recovering the loaned securities. A fund could also lose money if it does not recover the securities and/or the value of the collateral falls, including the value of investments made with cash collateral. Securities lending also may have certain adverse tax consequences.

Operational Risk: Operational risks include human error, changes in personnel, system changes, faults in communication, and failures in systems, technology, or processes, and the use of artificial intelligence and machine learning ("AI"). Various operational events or circumstances are outside a fund's or its advisor's control, including instances at third parties. A fund and its advisor seek to reduce these operational risks through controls and procedures. However, measures that seek to reduce these operational risks through controls and procedures may not address every possible risk and may be inadequate to address these risks.

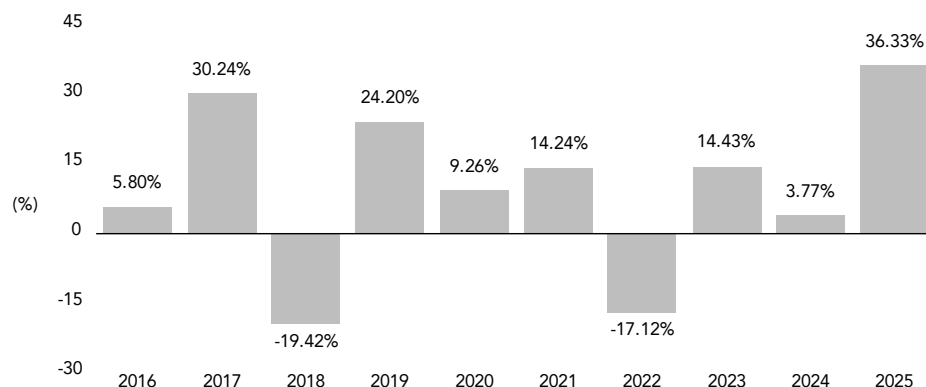
Cyber Security Risk: A fund and its service providers' use of internet, technology and information systems may expose the fund to potential risks linked to cyber security breaches of those technological or information systems. Cyber security breaches, amongst other things, could allow an unauthorized party to gain access to proprietary information, customer data, or fund assets, or cause the fund and/or its service providers to suffer data corruption or lose operational functionality.

Performance

The bar chart and table immediately following illustrate the variability of the Portfolio's returns and are meant to provide some indication of the risks of investing in the Portfolio. The bar chart shows the changes in the Portfolio's performance from year to year. The table illustrates how annualized returns for certain periods, both before and after taxes, compare with those of a broad measure of market performance. The table also includes the performance of an additional index with a similar investment universe as the Portfolio. The Portfolio's past performance (before and after taxes) is not an indication of future results. Updated performance information for the Portfolio can be obtained by visiting <https://www.dimensional.com/us-en/funds>.

The after-tax returns presented in the table for the Portfolio are calculated using the historical highest individual federal marginal income tax rates and do not reflect the impact of state and local taxes. Actual after-tax returns depend on an investor's tax situation and may differ from those shown in the table. In addition, the after-tax returns shown are not relevant to investors who hold shares of the Portfolio through tax-advantaged arrangements, such as 401(k) plans or individual retirement accounts.

International Small Company Portfolio Institutional Class Shares —Total Returns



January 2016-December 2025

Highest Quarter
21.00% 2020, Q2

Lowest Quarter
-30.21% 2020, Q1

Annualized Returns (%)

Periods ended December 31, 2025

	1 Year	5 Years	10 Years
International Small Company Portfolio			
Return Before Taxes	36.33%	8.92%	8.73%
Return After Taxes on Distributions	35.16%	7.93%	7.61%
Return After Taxes on Distributions and Sale of Portfolio Shares	22.09%	6.84%	6.79%
MSCI World ex USA Small Cap Index (net dividends)			
(reflects no deduction for fees, expenses or taxes on sales)	34.07%	6.49%	8.05%
MSCI World ex USA Index (net dividends)			
(reflects no deduction for fees, expenses or taxes on sales)	31.85%	9.46%	8.55%

Investment Advisor/Portfolio Management

Dimensional Fund Advisors LP serves as the investment advisor for the Portfolio. The following individuals are responsible for leading the day-to-day management of the Portfolio:

- **Jed S. Fogdall**, Global Head of Portfolio Management, Chairman of the Investment Committee, Vice President, and Senior Portfolio Manager of the Advisor, has been a portfolio manager of the Portfolio since 2010.
- **Joel P. Schneider**, Deputy Head of Portfolio Management, North America, member of the Investment Committee, Vice President, and Senior Portfolio Manager of the Advisor, has been a portfolio manager of the Portfolio since 2020.
- **Brendan J. McAndrews**, Vice President and Senior Portfolio Manager of the Advisor, has been a portfolio manager of the Portfolio since 2025.

Purchase and Redemption of Fund Shares

Investors may purchase or redeem shares of the Portfolio on each day that the New York Stock Exchange is scheduled to be open for business by first contacting the Portfolio's transfer agent at (888) 576-1167. Shareholders

that invest in the Portfolio through a financial intermediary should contact their financial intermediary regarding purchase and redemption procedures. The Portfolio generally is available for investment only by institutional clients, clients of registered investment advisors, clients of financial institutions and a limited number of certain other investors as approved from time to time by the Advisor. All investments are subject to approval of the Advisor.

Tax Information

The dividends and distributions you receive from the Portfolio are taxable and generally will be taxed as ordinary income, capital gains, or some combination of both, unless you are investing through a tax-advantaged arrangement, such as a 401(k) plan or an individual retirement account, in which case distributions may be taxed as ordinary income when withdrawn from the plan or account.

Payments to Financial Intermediaries

If you purchase the Portfolio through a broker-dealer or other financial intermediary (such as a bank), the Portfolio and its related companies may pay the intermediary for the sale of the Portfolio shares and/or related services. These payments may create a conflict of interest by influencing the financial intermediary to recommend the Portfolio over another investment. Ask your financial advisor or visit your financial intermediary's website for more information.

Japanese Small Company Portfolio

Investment Objective

The investment objective of the Japanese Small Company Portfolio (the "Portfolio") is to achieve long-term capital appreciation. The Japanese Small Company Portfolio is a Feeder Portfolio and pursues its objective by investing substantially all of its assets in its corresponding Master Fund, The Japanese Small Company Series (the "Japanese Small Company Series" or the "Series") of The DFA Investment Trust Company (the "Trust"), which has the same investment objective and policies as the Portfolio.

Fees and Expenses of the Portfolio

This table describes the fees and expenses you may pay if you buy, hold or sell shares of the Portfolio. **You may pay other fees, such as brokerage commissions and other fees to financial intermediaries, which are not reflected in the table and Example below.**

Shareholder Fees (fees paid directly from your investment): None

Annual Fund Operating Expenses (expenses that you pay each year as a percentage of the value of your investment)¹

Management Fee	0.45%
Other Expenses	0.05%
Total Annual Fund Operating Expenses	0.50%
Fee Waiver and/or Expense Reimbursement	0.10%
Total Annual Fund Operating Expenses After Fee Waiver and/or Expense Reimbursement	0.40%

¹ The "Management Fee" includes an investment management fee payable by the Feeder Portfolio and an investment management fee payable by the Master Fund. For any period when the Feeder Portfolio is invested in other funds managed by Dimensional Fund Advisors LP (the "Advisor") (collectively, "Underlying Funds"), the Advisor has contractually agreed to permanently waive the Feeder Portfolio's direct investment management fee to the extent necessary to offset the proportionate share of any Underlying Fund's investment management fee paid by the Feeder Portfolio through its investment in such Underlying Fund. The amounts set forth under "Other Expenses" and "Total Annual Fund Operating Expenses" reflect the direct expenses of the Feeder Portfolio and the indirect expenses of the Feeder Portfolio's portion of the expenses of the Master Fund.

EXAMPLE

This Example is meant to help you compare the cost of investing in the Portfolio with the cost of investing in other funds. The Example reflects the aggregate annual operating expenses of the Portfolio and its portion of the expenses of the Series. The Example assumes that you invest \$10,000 in the Portfolio for the time periods indicated. The Example also assumes that your investment has a 5% return each year and that the Portfolio's operating expenses remain the same. Although your actual costs may be higher or lower, based on these assumptions your costs whether you redeem or hold your shares would be:

1 Year	3 Years	5 Years	10 Years
\$41	\$128	\$224	\$505

PORTFOLIO TURNOVER

A fund generally pays transaction costs, such as commissions, when it buys and sells securities (or "turns over" its portfolio). A higher portfolio turnover may indicate higher transaction costs and may result in higher taxes when fund shares are held in a taxable account. These costs, which are not reflected in Annual Fund Operating Expenses or in

the Example, affect the Portfolio's performance. During the most recent fiscal year, the Series' portfolio turnover rate was 14% of the average value of its investment portfolio.

Principal Investment Strategies

The Japanese Small Company Portfolio is a feeder portfolio that invests substantially all of its assets in the Japanese Small Company Series. To achieve the Portfolio's and the Series' investment objectives, Dimensional Fund Advisors LP (the "Advisor") implements an integrated investment approach that combines research, portfolio design, portfolio management, and trading functions. As further described below, the Series' design emphasizes long-term drivers of expected returns identified by the Advisor's research, while balancing risk through broad diversification across companies and sectors. The Advisor's portfolio management and trading processes further balance those long-term drivers of expected returns with shorter-term drivers of expected returns and trading costs.

The Japanese Small Company Series, using a market capitalization weighted approach, is designed to purchase a broad and diverse group of readily marketable securities of small companies associated with Japan. A company's market capitalization is the number of its shares outstanding times its price per share. Under a market capitalization weighted approach, companies with higher market capitalizations generally represent a larger proportion of the Series than companies with relatively lower market capitalizations. The Series may emphasize certain stocks, including smaller capitalization companies, lower relative price stocks, and/or higher profitability stocks as compared to their representation in the small company segment of the Japanese market. An equity issuer is considered to have a low relative price (i.e., a value stock) primarily because it has a low price in relation to its book value. In assessing relative price, the Advisor may consider additional factors such as price to cash flow or price to earnings ratios. An equity issuer is considered to have high profitability because it has high earnings or profits from operations in relation to its book value or assets. The criteria the Advisor uses for assessing relative price and profitability are subject to change from time to time.

As a non-fundamental policy, under normal circumstances, the Japanese Small Company Series will invest at least 80% of its net assets in securities of Japanese small companies. The Advisor first ranks eligible companies by market capitalization. The Advisor then determines the universe of eligible securities by defining the maximum market capitalization of a small company in Japan. Based on market capitalization data as of December 31, 2025, the Advisor would consider Japanese small companies to be those companies with a market capitalization below \$3,311 million. This threshold will change due to market conditions.

The Advisor may also increase or reduce the Japanese Small Company Series' exposure to an eligible company, or exclude a company, based on shorter-term considerations, such as a company's price momentum, short-run reversals, and investment characteristics. In assessing a company's investment characteristics, the Advisor considers ratios such as recent changes in assets divided by total assets. The criteria the Advisor uses for assessing a company's investment characteristics are subject to change from time to time. In addition, the Advisor seeks to reduce trading costs using a flexible trading approach that looks for opportunities to participate in the available market liquidity, while managing turnover and explicit transaction costs.

The Japanese Small Company Series may gain exposure to companies associated with Japan by purchasing equity securities in the form of depositary receipts, which may be listed or traded outside the issuer's domicile country. The Series and the Japanese Small Company Portfolio each may purchase or sell futures contracts and options on futures contracts for Japanese equity securities and indices or other equity market securities and indices, including those of the United States, to increase or decrease equity market exposure based on actual or expected cash inflows to or outflows from the Series or Portfolio. Because many of the Series' and the Portfolio's investments may be denominated in foreign currencies, the Series and the Portfolio may enter into foreign currency exchange transactions, including foreign currency forward contracts, in connection with the settlement of foreign securities or to transfer cash balances from one currency to another currency.

The Japanese Small Company Series may lend its portfolio securities to generate additional income.

Principal Risks

Because the value of your investment in the Portfolio will fluctuate, there is the risk that you will lose money. An investment in the Portfolio is not a deposit of a bank and is not insured or guaranteed by the Federal Deposit

Insurance Corporation or any other government agency. The following is a description of principal risks of investing in the Portfolio.

Equity Market Risk: Even a long-term investment approach cannot guarantee a profit. Economic, market, environmental, political, and issuer-specific conditions and events will cause the value of equity securities, and a fund that owns them, to rise or fall. Stock markets are volatile, with periods of rising prices and periods of falling prices.

Foreign Securities and Currencies Risk: Foreign securities prices may decline or fluctuate because of: (a) economic or political actions of foreign governments, and/or (b) less regulated or liquid securities markets. Investors holding these securities may also be exposed to foreign currency risk (the possibility that foreign currency will fluctuate in value against the U.S. dollar or that a foreign government will convert, or be forced to convert, its currency to another currency, changing its value against the U.S. dollar). The Series does not hedge foreign currency risk.

Foreign issuers may not be subject to uniform accounting, auditing and financial reporting standards and there may be less reliable and publicly available financial and other information about such issuers, as compared to U.S. issuers. A fund may have greater difficulty voting proxies, exercising shareholder rights, securing dividends and/or interest and obtaining information regarding corporate actions on a timely basis, pursuing legal remedies, and obtaining judgments with respect to foreign investments in foreign courts than with respect to domestic issuers in U.S. courts.

Depository receipts are generally subject to the same risks as the foreign securities that they evidence or into which they may be converted. In addition, the underlying issuers of certain depository receipts, particularly unsponsored or unregistered depository receipts, are under no obligation to distribute shareholder communications to the holders of such receipts, or to pass through to them any voting rights with respect to the deposited securities. Depository receipts that are not sponsored by the issuer may be less liquid and there may be less readily available public information about the issuer.

Geographic Focus Risk: If a fund focuses its investments in securities of issuers located in a particular country or region, the fund may be subjected, to a greater extent than if its investments were less focused, to the risks of volatile economic cycles and/or conditions and developments that may be particular to that country or region, such as: adverse securities markets; adverse exchange rates; adverse social, political, regulatory, economic, business, environmental or other developments; or natural disasters.

Japan Market Risk: The performance of a fund that concentrates investments in Japan is expected to be closely tied to the social, political and economic conditions within Japan and to be more volatile than the performance of funds with more geographically diverse investments.

Small Company Risk: Securities of small companies are often less liquid than those of large companies and this could make it difficult to sell a small company security at a desired time or price. As a result, small company stocks may fluctuate relatively more in price. In general, smaller capitalization companies are also more vulnerable than larger companies to adverse business or economic developments and they may have more limited resources.

Profitability Investment Risk: High relative profitability stocks may perform differently from the market as a whole and an investment strategy purchasing these securities may cause a fund to at times underperform equity funds that use other investment strategies.

Value Investment Risk: Value stocks may perform differently from the market as a whole and an investment strategy purchasing these securities may cause a fund to at times underperform equity funds that use other investment strategies. Value stocks can react differently to political, economic, and industry developments than the market as a whole and other types of stocks. Value stocks also may underperform the market for long periods of time.

Derivatives Risk: Derivatives are instruments, such as futures contracts, and options thereon, and foreign currency forward contracts, whose value is derived from that of other assets, rates or indices. The use of derivatives for non-hedging purposes may be considered to carry more risk than other types of investments. When a fund uses derivatives, the fund will be directly exposed to the risks of those derivatives. Derivative instruments are subject to a number of risks including counterparty, settlement, liquidity, interest rate, market, credit and management risks, as

well as difficulties with respect to valuation. Changes in the value of a derivative may not correlate perfectly with the underlying asset, rate or index, and a fund could lose more than the principal amount invested.

Securities Lending Risk: Securities lending involves the risk that the borrower may fail to return the securities in a timely manner or at all. As a result, a fund may lose money and there may be a delay in recovering the loaned securities. A fund could also lose money if it does not recover the securities and/or the value of the collateral falls, including the value of investments made with cash collateral. Securities lending also may have certain adverse tax consequences.

Operational Risk: Operational risks include human error, changes in personnel, system changes, faults in communication, and failures in systems, technology, or processes, and the use of artificial intelligence and machine learning ("AI"). Various operational events or circumstances are outside a fund's or its advisor's control, including instances at third parties. A fund and its advisor seek to reduce these operational risks through controls and procedures. However, measures that seek to reduce these operational risks through controls and procedures may not address every possible risk and may be inadequate to address these risks.

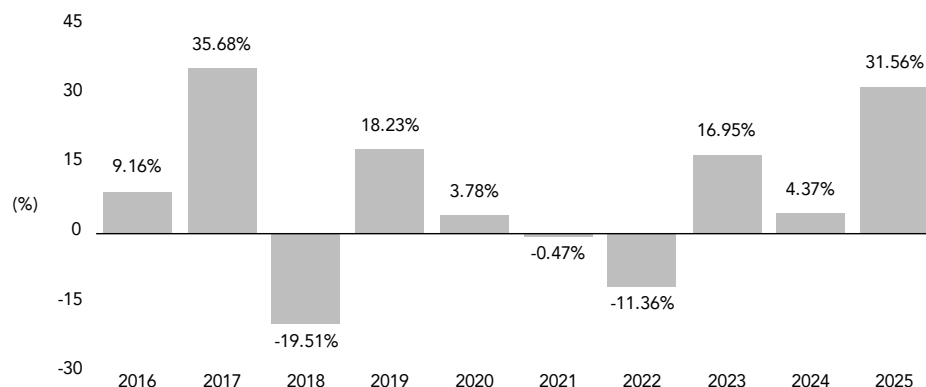
Cyber Security Risk: A fund and its service providers' use of internet, technology and information systems may expose the fund to potential risks linked to cyber security breaches of those technological or information systems. Cyber security breaches, amongst other things, could allow an unauthorized party to gain access to proprietary information, customer data, or fund assets, or cause the fund and/or its service providers to suffer data corruption or lose operational functionality.

Performance

The bar chart and table immediately following illustrate the variability of the Portfolio's returns and are meant to provide some indication of the risks of investing in the Portfolio. The bar chart shows the changes in the Portfolio's performance from year to year. The table illustrates how annualized returns for certain periods, both before and after taxes, compare with those of a broad measure of market performance. The table also includes the performance of an additional index with a similar investment universe as the Portfolio. The Portfolio's past performance (before and after taxes) is not an indication of future results. Updated performance information for the Portfolio can be obtained by visiting <https://www.dimensional.com/us-en/funds>.

The after-tax returns presented in the table for the Portfolio are calculated using the historical highest individual federal marginal income tax rates and do not reflect the impact of state and local taxes. Actual after-tax returns depend on an investor's tax situation and may differ from those shown in the table. In addition, the after-tax returns shown are not relevant to investors who hold shares of the Portfolio through tax-advantaged arrangements, such as 401(k) plans or individual retirement accounts.

Japanese Small Company Portfolio Institutional Class Shares — Total Returns



January 2016-December 2025

Highest Quarter: 13.25% 2022, Q4
 Lowest Quarter: -20.45% 2020, Q1

Annualized Returns (%) Periods ended December 31, 2025

	1 Year	5 Years	10 Years
Japanese Small Company Portfolio			
Return Before Taxes	31.56%	7.21%	7.56%
Return After Taxes on Distributions	30.38%	6.06%	6.55%
Return After Taxes on Distributions and Sale of Portfolio Shares	19.31%	5.43%	5.91%
MSCI Japan Small Cap Index (net dividends) (reflects no deduction for fees, expenses or taxes on sales)	28.70%	5.52%	7.02%
MSCI Japan Index (net dividends) (reflects no deduction for fees, expenses or taxes on sales)	24.60%	6.60%	7.62%

Investment Advisor/Portfolio Management

Dimensional Fund Advisors LP serves as the investment advisor for the Portfolio and the Series. DFA Australia Limited serves as the sub-advisor for the Series. The following individuals are responsible for leading the day-to-day management of the Portfolio and the Series:

- **Jed S. Fogdall**, Global Head of Portfolio Management, Chairman of the Investment Committee, Vice President, and Senior Portfolio Manager of the Advisor, has been a portfolio manager of the Portfolio since 2010.
- **Joel P. Schneider**, Deputy Head of Portfolio Management, North America, member of the Investment Committee, Vice President, and Senior Portfolio Manager of the Advisor, has been a portfolio manager of the Portfolio since 2020.
- **Brendan J. McAndrews**, Vice President and Senior Portfolio Manager of the Advisor, has been a portfolio manager of the Portfolio since 2025.

Purchase and Redemption of Fund Shares

Investors may purchase or redeem shares of the Portfolio on each day that the New York Stock Exchange is scheduled to be open for business by first contacting the Portfolio's transfer agent at (888) 576-1167. Shareholders that invest in the Portfolio through a financial intermediary should contact their financial intermediary regarding purchase and redemption procedures. The Portfolio generally is available for investment only by institutional clients, clients of registered investment advisors, clients of financial institutions and a limited number of certain other investors as approved from time to time by the Advisor. All investments are subject to approval of the Advisor.

Tax Information

The dividends and distributions you receive from the Portfolio are taxable and generally will be taxed as ordinary income, capital gains, or some combination of both, unless you are investing through a tax-advantaged arrangement, such as a 401(k) plan or an individual retirement account, in which case distributions may be taxed as ordinary income when withdrawn from the plan or account.

Payments to Financial Intermediaries

If you purchase the Portfolio through a broker-dealer or other financial intermediary (such as a bank), the Portfolio and its related companies may pay the intermediary for the sale of the Portfolio shares and/or related services. These payments may create a conflict of interest by influencing the financial intermediary to recommend the Portfolio over another investment. Ask your financial advisor or visit your financial intermediary's website for more information.

Asia Pacific Small Company Portfolio

Investment Objective

The investment objective of the Asia Pacific Small Company Portfolio (the "Portfolio") is to achieve long-term capital appreciation. The Asia Pacific Small Company Portfolio is a Feeder Portfolio and pursues its objective by investing substantially all of its assets in its corresponding Master Fund, The Asia Pacific Small Company Series (the "Asia Pacific Small Company Series" or the "Series") of The DFA Investment Trust Company (the "Trust"), which has the same investment objective and policies as the Portfolio.

Fees and Expenses of the Portfolio

This table describes the fees and expenses you may pay if you buy, hold or sell shares of the Portfolio. **You may pay other fees, such as brokerage commissions and other fees to financial intermediaries, which are not reflected in the table and Example below.**

Shareholder Fees (fees paid directly from your investment): None

Annual Fund Operating Expenses (expenses that you pay each year as a percentage of the value of your investment)¹

Management Fee	0.45%
Other Expenses	0.06%
Total Annual Fund Operating Expenses	0.51%
Fee Waiver and/or Expense Reimbursement	0.10%
Total Annual Fund Operating Expenses After Fee Waiver and/or Expense Reimbursement	0.41%

¹ The "Management Fee" includes an investment management fee payable by the Feeder Portfolio and an investment management fee payable by the Master Fund. For any period when the Feeder Portfolio is invested in other funds managed by Dimensional Fund Advisors LP (the "Advisor") (collectively, "Underlying Funds"), the Advisor has contractually agreed to permanently waive the Feeder Portfolio's direct investment management fee to the extent necessary to offset the proportionate share of any Underlying Fund's investment management fee paid by the Feeder Portfolio through its investment in such Underlying Fund. The amounts set forth under "Other Expenses" and "Total Annual Fund Operating Expenses" reflect the direct expenses of the Feeder Portfolio and the indirect expenses of the Feeder Portfolio's portion of the expenses of the Master Fund.

EXAMPLE

This Example is meant to help you compare the cost of investing in the Portfolio with the cost of investing in other funds. The Example reflects the aggregate annual operating expenses of the Portfolio and its portion of the expenses of the Series. The Example assumes that you invest \$10,000 in the Portfolio for the time periods indicated. The Example also assumes that your investment has a 5% return each year and that the Portfolio's operating expenses remain the same. Although your actual costs may be higher or lower, based on these assumptions your costs whether you redeem or hold your shares would be:

1 Year	3 Years	5 Years	10 Years
\$42	\$132	\$230	\$518

PORTFOLIO TURNOVER

A fund generally pays transaction costs, such as commissions, when it buys and sells securities (or "turns over" its portfolio). A higher portfolio turnover may indicate higher transaction costs and may result in higher taxes when fund shares are held in a taxable account. These costs, which are not reflected in Annual Fund Operating Expenses or in

the Example, affect the Portfolio's performance. During the most recent fiscal year, the Series' portfolio turnover rate was 21% of the average value of its investment portfolio.

Principal Investment Strategies

The Asia Pacific Small Company Portfolio is a feeder portfolio that invests substantially all of its assets in the Asia Pacific Small Company Series. To achieve the Portfolio's and the Series' investment objectives, Dimensional Fund Advisors LP (the "Advisor") implements an integrated investment approach that combines research, portfolio design, portfolio management, and trading functions. As further described below, the Series' design emphasizes long-term drivers of expected returns identified by the Advisor's research, while balancing risk through broad diversification across companies, sectors, and countries. The Advisor's portfolio management and trading processes further balance those long-term drivers of expected returns with shorter-term drivers of expected returns and trading costs.

The Asia Pacific Small Company Series, using a market capitalization weighted approach, is designed to purchase a broad and diverse group of readily marketable securities of small companies associated with Australia, New Zealand and Pacific Rim Asian countries designated by the Advisor as approved markets for investment. A company's market capitalization is the number of its shares outstanding times its price per share. Under a market capitalization weighted approach, companies with higher market capitalizations generally represent a larger proportion of the Series than companies with relatively lower market capitalizations. The Series may emphasize certain stocks, including smaller capitalization companies, lower relative price stocks, and/or higher profitability stocks as compared to their representation in the small company segment of the region in which the Series is authorized to invest. An equity issuer is considered to have a low relative price (i.e., a value stock) primarily because it has a low price in relation to its book value. In assessing relative price, the Advisor may consider additional factors such as price to cash flow or price to earnings ratios. An equity issuer is considered to have high profitability because it has high earnings or profits from operations in relation to its book value or assets. The criteria the Advisor uses for assessing relative price and profitability are subject to change from time to time.

As a non-fundamental policy, under normal circumstances, the Asia Pacific Small Company Series will invest at least 80% of its net assets in securities of small companies located in Australia, New Zealand and Pacific Rim Asian countries. The Advisor determines the maximum market capitalization of a small company with respect to each country in which the Series invests. Based on market capitalization data as of December 31, 2025, for the Series, the market capitalization of a small company in any country in which the Series invests would be below \$6,817 million. This threshold will change due to market conditions.

The Advisor may also increase or reduce the Asia Pacific Small Company Series' exposure to an eligible company, or exclude a company, based on shorter-term considerations, such as a company's price momentum, short-run reversals, and investment characteristics. In assessing a company's investment characteristics, the Advisor considers ratios such as recent changes in assets divided by total assets. The criteria the Advisor uses for assessing a company's investment characteristics are subject to change from time to time. In addition, the Advisor seeks to reduce trading costs using a flexible trading approach that looks for opportunities to participate in the available market liquidity, while managing turnover and explicit transaction costs.

The Asia Pacific Small Company Series may gain exposure to companies associated with approved markets by purchasing equity securities in the form of depositary receipts, which may be listed or traded outside the issuer's domicile country. The Series and the Asia Pacific Small Company Portfolio each may purchase or sell futures contracts and options on futures contracts for Asia Pacific equity securities and indices or other equity market securities and indices, including those of the United States, to increase or decrease equity market exposure based on actual or expected cash inflows to or outflows from the Series or Portfolio. Because many of the Series' and the Portfolio's investments may be denominated in foreign currencies, the Series and the Portfolio may enter into foreign currency exchange transactions, including foreign currency forward contracts, in connection with the settlement of foreign securities or to transfer cash balances from one currency to another currency.

The Asia Pacific Small Company Series may lend its portfolio securities to generate additional income.

Principal Risks

Because the value of your investment in the Portfolio will fluctuate, there is the risk that you will lose money. An investment in the Portfolio is not a deposit of a bank and is not insured or guaranteed by the Federal Deposit Insurance Corporation or any other government agency. The following is a description of principal risks of investing in the Portfolio.

Equity Market Risk: Even a long-term investment approach cannot guarantee a profit. Economic, market, environmental, political, and issuer-specific conditions and events will cause the value of equity securities, and a fund that owns them, to rise or fall. Stock markets are volatile, with periods of rising prices and periods of falling prices.

Foreign Securities and Currencies Risk: Foreign securities prices may decline or fluctuate because of: (a) economic or political actions of foreign governments, and/or (b) less regulated or liquid securities markets. Investors holding these securities may also be exposed to foreign currency risk (the possibility that foreign currency will fluctuate in value against the U.S. dollar or that a foreign government will convert, or be forced to convert, its currency to another currency, changing its value against the U.S. dollar). The Series does not hedge foreign currency risk.

Foreign issuers may not be subject to uniform accounting, auditing and financial reporting standards and there may be less reliable and publicly available financial and other information about such issuers, as compared to U.S. issuers. A fund may have greater difficulty voting proxies, exercising shareholder rights, securing dividends and/or interest and obtaining information regarding corporate actions on a timely basis, pursuing legal remedies, and obtaining judgments with respect to foreign investments in foreign courts than with respect to domestic issuers in U.S. courts.

Depository receipts are generally subject to the same risks as the foreign securities that they evidence or into which they may be converted. In addition, the underlying issuers of certain depository receipts, particularly unsponsored or unregistered depository receipts, are under no obligation to distribute shareholder communications to the holders of such receipts, or to pass through to them any voting rights with respect to the deposited securities. Depository receipts that are not sponsored by the issuer may be less liquid and there may be less readily available public information about the issuer.

Geographic Focus Risk: If a fund focuses its investments in securities of issuers located in a particular country or region, the fund may be subjected, to a greater extent than if its investments were less focused, to the risks of volatile economic cycles and/or conditions and developments that may be particular to that country or region, such as: adverse securities markets; adverse exchange rates; adverse social, political, regulatory, economic, business, environmental or other developments; or natural disasters.

Asia Pacific Market Risk: The performance of a fund that concentrates investments in Asia Pacific countries is expected to be closely tied to the social, political and economic conditions within such Asia Pacific countries and to be more volatile than the performance of funds with more geographically diverse investments.

Small Company Risk: Securities of small companies are often less liquid than those of large companies and this could make it difficult to sell a small company security at a desired time or price. As a result, small company stocks may fluctuate relatively more in price. In general, smaller capitalization companies are also more vulnerable than larger companies to adverse business or economic developments and they may have more limited resources.

Profitability Investment Risk: High relative profitability stocks may perform differently from the market as a whole and an investment strategy purchasing these securities may cause a fund to at times underperform equity funds that use other investment strategies.

Value Investment Risk: Value stocks may perform differently from the market as a whole and an investment strategy purchasing these securities may cause a fund to at times underperform equity funds that use other investment strategies. Value stocks can react differently to political, economic, and industry developments than the market as a whole and other types of stocks. Value stocks also may underperform the market for long periods of time.

Derivatives Risk: Derivatives are instruments, such as futures contracts, and options thereon, and foreign currency forward contracts, whose value is derived from that of other assets, rates or indices. The use of derivatives for non-hedging purposes may be considered to carry more risk than other types of investments. When a fund uses derivatives, the fund will be directly exposed to the risks of those derivatives. Derivative instruments are subject to a number of risks including counterparty, settlement, liquidity, interest rate, market, credit and management risks, as well as difficulties with respect to valuation. Changes in the value of a derivative may not correlate perfectly with the underlying asset, rate or index, and a fund could lose more than the principal amount invested.

Securities Lending Risk: Securities lending involves the risk that the borrower may fail to return the securities in a timely manner or at all. As a result, a fund may lose money and there may be a delay in recovering the loaned securities. A fund could also lose money if it does not recover the securities and/or the value of the collateral falls, including the value of investments made with cash collateral. Securities lending also may have certain adverse tax consequences.

Operational Risk: Operational risks include human error, changes in personnel, system changes, faults in communication, and failures in systems, technology, or processes, and the use of artificial intelligence and machine learning ("AI"). Various operational events or circumstances are outside a fund's or its advisor's control, including instances at third parties. A fund and its advisor seek to reduce these operational risks through controls and procedures. However, measures that seek to reduce these operational risks through controls and procedures may not address every possible risk and may be inadequate to address these risks.

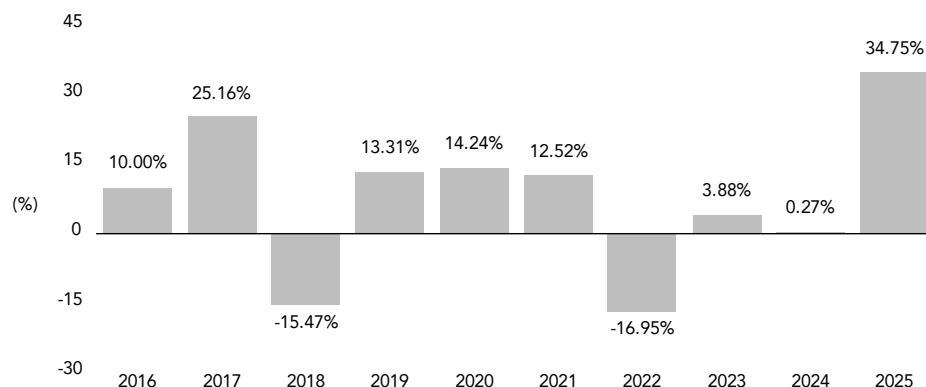
Cyber Security Risk: A fund and its service providers' use of internet, technology and information systems may expose the fund to potential risks linked to cyber security breaches of those technological or information systems. Cyber security breaches, amongst other things, could allow an unauthorized party to gain access to proprietary information, customer data, or fund assets, or cause the fund and/or its service providers to suffer data corruption or lose operational functionality.

Performance

The bar chart and table immediately following illustrate the variability of the Portfolio's returns and are meant to provide some indication of the risks of investing in the Portfolio. The bar chart shows the changes in the Portfolio's performance from year to year. The table illustrates how annualized returns for certain periods, both before and after taxes, compare with those of a broad measure of market performance. The table also includes the performance of an additional index with a similar investment universe as the Portfolio. The Portfolio's past performance (before and after taxes) is not an indication of future results. Updated performance information for the Portfolio can be obtained by visiting <https://www.dimensional.com/us-en/funds>.

The after-tax returns presented in the table for the Portfolio are calculated using the historical highest individual federal marginal income tax rates and do not reflect the impact of state and local taxes. Actual after-tax returns depend on an investor's tax situation and may differ from those shown in the table. In addition, the after-tax returns shown are not relevant to investors who hold shares of the Portfolio through tax-advantaged arrangements, such as 401(k) plans or individual retirement accounts.

Asia Pacific Small Company Portfolio Institutional Class Shares —Total Returns



January 2016-December 2025

Highest Quarter
28.75% 2020, Q2

Lowest Quarter
-31.85% 2020, Q1

Annualized Returns (%)

Periods ended December 31, 2025

	1 Year	5 Years	10 Years
Asia Pacific Small Company Portfolio			
Return Before Taxes	34.75%	5.57%	7.05%
Return After Taxes on Distributions	32.54%	3.44%	5.31%
Return After Taxes on Distributions and Sale of Portfolio Shares	20.95%	3.70%	5.03%
MSCI Pacific ex Japan Small Cap Index (net dividends)			
(reflects no deduction for fees, expenses or taxes on sales)	29.33%	4.62%	7.23%
MSCI Pacific ex Japan Index (net dividends)			
(reflects no deduction for fees, expenses or taxes on sales)	20.62%	5.74%	7.34%

Investment Advisor/Portfolio Management

Dimensional Fund Advisors LP serves as the investment advisor for the Portfolio and the Series. DFA Australia Limited serves as the sub-advisor for the Series. The following individuals are responsible for leading the day-to-day management of the Portfolio and the Series:

- **Jed S. Fogdall**, Global Head of Portfolio Management, Chairman of the Investment Committee, Vice President, and Senior Portfolio Manager of the Advisor, has been a portfolio manager of the Portfolio since 2010.
- **Joel P. Schneider**, Deputy Head of Portfolio Management, North America, member of the Investment Committee, Vice President, and Senior Portfolio Manager of the Advisor, has been a portfolio manager of the Portfolio since 2022.
- **Brendan J. McAndrews**, Vice President and Senior Portfolio Manager of the Advisor, has been a portfolio manager of the Portfolio since 2025.

Purchase and Redemption of Fund Shares

Investors may purchase or redeem shares of the Portfolio on each day that the New York Stock Exchange is scheduled to be open for business by first contacting the Portfolio's transfer agent at (888) 576-1167. Shareholders that invest in the Portfolio through a financial intermediary should contact their financial intermediary regarding purchase and redemption procedures. The Portfolio generally is available for investment only by institutional clients, clients of registered investment advisors, clients of financial institutions and a limited number of certain other investors as approved from time to time by the Advisor. All investments are subject to approval of the Advisor.

Tax Information

The dividends and distributions you receive from the Portfolio are taxable and generally will be taxed as ordinary income, capital gains, or some combination of both, unless you are investing through a tax-advantaged arrangement, such as a 401(k) plan or an individual retirement account, in which case distributions may be taxed as ordinary income when withdrawn from the plan or account.

Payments to Financial Intermediaries

If you purchase the Portfolio through a broker-dealer or other financial intermediary (such as a bank), the Portfolio and its related companies may pay the intermediary for the sale of the Portfolio shares and/or related services. These payments may create a conflict of interest by influencing the financial intermediary to recommend the Portfolio over another investment. Ask your financial advisor or visit your financial intermediary's website for more information.

United Kingdom Small Company Portfolio

Investment Objective

The investment objective of the United Kingdom Small Company Portfolio (the "Portfolio") is to achieve long-term capital appreciation. The United Kingdom Small Company Portfolio is a Feeder Portfolio and pursues its objective by investing substantially all of its assets in its corresponding Master Fund, The United Kingdom Small Company Series (the "United Kingdom Small Company Series" or the "Series") of The DFA Investment Trust Company (the "Trust"), which has the same investment objective and policies as the Portfolio.

Fees and Expenses of the Portfolio

This table describes the fees and expenses you may pay if you buy, hold or sell shares of the Portfolio. **You may pay other fees, such as brokerage commissions and other fees to financial intermediaries, which are not reflected in the table and Example below.**

Shareholder Fees (fees paid directly from your investment): None

Annual Fund Operating Expenses (expenses that you pay each year as a percentage of the value of your investment)¹

Management Fee	0.45%
Other Expenses	0.16%
Total Annual Fund Operating Expenses	0.61%
Fee Waiver and/or Expense Reimbursement	0.10%
Total Annual Fund Operating Expenses After Fee Waiver and/or Expense Reimbursement	0.51%

¹ The "Management Fee" includes an investment management fee payable by the Feeder Portfolio and an investment management fee payable by the Master Fund. For any period when the Feeder Portfolio is invested in other funds managed by Dimensional Fund Advisors LP (the "Advisor") (collectively, "Underlying Funds"), the Advisor has contractually agreed to permanently waive the Feeder Portfolio's direct investment management fee to the extent necessary to offset the proportionate share of any Underlying Fund's investment management fee paid by the Feeder Portfolio through its investment in such Underlying Fund. The amounts set forth under "Other Expenses" and "Total Annual Fund Operating Expenses" reflect the direct expenses of the Feeder Portfolio and the indirect expenses of the Feeder Portfolio's portion of the expenses of the Master Fund.

EXAMPLE

This Example is meant to help you compare the cost of investing in the Portfolio with the cost of investing in other funds. The Example reflects the aggregate annual operating expenses of the Portfolio and its portion of the expenses of the Series. The Example assumes that you invest \$10,000 in the Portfolio for the time periods indicated. The Example also assumes that your investment has a 5% return each year and that the Portfolio's operating expenses remain the same. Although your actual costs may be higher or lower, based on these assumptions your costs whether you redeem or hold your shares would be:

1 Year	3 Years	5 Years	10 Years
\$52	\$164	\$285	\$640

PORTFOLIO TURNOVER

A fund generally pays transaction costs, such as commissions, when it buys and sells securities (or "turns over" its portfolio). A higher portfolio turnover may indicate higher transaction costs and may result in higher taxes when fund shares are held in a taxable account. These costs, which are not reflected in Annual Fund Operating Expenses or in

the Example, affect the Portfolio's performance. During the most recent fiscal year, the Series' portfolio turnover rate was 19% of the average value of its investment portfolio.

Principal Investment Strategies

The United Kingdom Small Company Portfolio is a feeder portfolio that invests substantially all of its assets in the United Kingdom Small Company Series. To achieve the Portfolio's and the Series' investment objectives, Dimensional Fund Advisors LP (the "Advisor") implements an integrated investment approach that combines research, portfolio design, portfolio management, and trading functions. As further described below, the Series' design emphasizes long-term drivers of expected returns identified by the Advisor's research, while balancing risk through broad diversification across companies and sectors. The Advisor's portfolio management and trading processes further balance those long-term drivers of expected returns with shorter-term drivers of expected returns and trading costs.

The United Kingdom Small Company Series, using a market capitalization weighted approach, is designed to purchase a broad and diverse group of readily marketable securities of small companies associated with the United Kingdom. A company's market capitalization is the number of its shares outstanding times its price per share. Under a market capitalization weighted approach, companies with higher market capitalizations generally represent a larger proportion of the Series than companies with relatively lower market capitalizations. The Series may emphasize certain stocks, including smaller capitalization companies, lower relative price stocks, and/or higher profitability stocks as compared to their representation in the small company segment of the United Kingdom market. An equity issuer is considered to have a low relative price (i.e., a value stock) primarily because it has a low price in relation to its book value. In assessing relative price, the Advisor may consider additional factors such as price to cash flow or price to earnings ratios. An equity issuer is considered to have high profitability because it has high earnings or profits from operations in relation to its book value or assets. The criteria the Advisor uses for assessing relative price and profitability are subject to change from time to time.

As a non-fundamental policy, under normal circumstances, the United Kingdom Small Company Series will invest at least 80% of its net assets in securities of United Kingdom small companies. Based on market capitalization data as of December 31, 2025, the Advisor would consider United Kingdom small companies to be those companies with a market capitalization below \$8,370 million. This threshold will change due to market conditions.

The Advisor may also increase or reduce the United Kingdom Small Company Series' exposure to an eligible company, or exclude a company, based on shorter-term considerations, such as a company's price momentum, short-run reversals, and investment characteristics. In assessing a company's investment characteristics, the Advisor considers ratios such as recent changes in assets divided by total assets. The criteria the Advisor uses for assessing a company's investment characteristics are subject to change from time to time. In addition, the Advisor seeks to reduce trading costs using a flexible trading approach that looks for opportunities to participate in the available market liquidity, while managing turnover and explicit transaction costs.

The United Kingdom Small Company Series may gain exposure to companies associated with the United Kingdom by purchasing equity securities in the form of depositary receipts, which may be listed or traded outside the issuer's domicile country. The Series and the United Kingdom Small Company Portfolio each may purchase or sell futures contracts and options on futures contracts for United Kingdom equity securities and indices or other equity market securities and indices, including those of the United States, to increase or decrease equity market exposure based on actual or expected cash inflows to or outflows from the Series or Portfolio. Because many of the Series' and the Portfolio's investments may be denominated in foreign currencies, the Series and the Portfolio may enter into foreign currency exchange transactions, including foreign currency forward contracts, in connection with the settlement of foreign securities or to transfer cash balances from one currency to another currency.

The United Kingdom Small Company Series may lend its portfolio securities to generate additional income.

Principal Risks

Because the value of your investment in the Portfolio will fluctuate, there is the risk that you will lose money. An investment in the Portfolio is not a deposit of a bank and is not insured or guaranteed by the Federal Deposit

Insurance Corporation or any other government agency. The following is a description of principal risks of investing in the Portfolio.

Equity Market Risk: Even a long-term investment approach cannot guarantee a profit. Economic, market, environmental, political, and issuer-specific conditions and events will cause the value of equity securities, and a fund that owns them, to rise or fall. Stock markets are volatile, with periods of rising prices and periods of falling prices.

Foreign Securities and Currencies Risk: Foreign securities prices may decline or fluctuate because of: (a) economic or political actions of foreign governments, and/or (b) less regulated or liquid securities markets. Investors holding these securities may also be exposed to foreign currency risk (the possibility that foreign currency will fluctuate in value against the U.S. dollar or that a foreign government will convert, or be forced to convert, its currency to another currency, changing its value against the U.S. dollar). The Series does not hedge foreign currency risk.

Foreign issuers may not be subject to uniform accounting, auditing and financial reporting standards and there may be less reliable and publicly available financial and other information about such issuers, as compared to U.S. issuers. A fund may have greater difficulty voting proxies, exercising shareholder rights, securing dividends and/or interest and obtaining information regarding corporate actions on a timely basis, pursuing legal remedies, and obtaining judgments with respect to foreign investments in foreign courts than with respect to domestic issuers in U.S. courts.

Depository receipts are generally subject to the same risks as the foreign securities that they evidence or into which they may be converted. In addition, the underlying issuers of certain depository receipts, particularly unsponsored or unregistered depository receipts, are under no obligation to distribute shareholder communications to the holders of such receipts, or to pass through to them any voting rights with respect to the deposited securities. Depository receipts that are not sponsored by the issuer may be less liquid and there may be less readily available public information about the issuer.

Geographic Focus Risk: If a fund focuses its investments in securities of issuers located in a particular country or region, the fund may be subjected, to a greater extent than if its investments were less focused, to the risks of volatile economic cycles and/or conditions and developments that may be particular to that country or region, such as: adverse securities markets; adverse exchange rates; adverse social, political, regulatory, economic, business, environmental or other developments; or natural disasters.

United Kingdom Market Risk: The performance of a fund that concentrates investments in the United Kingdom is expected to be closely tied to the social, political and economic conditions within the United Kingdom and to be more volatile than the performance of funds with more geographically diverse investments.

Small Company Risk: Securities of small companies are often less liquid than those of large companies and this could make it difficult to sell a small company security at a desired time or price. As a result, small company stocks may fluctuate relatively more in price. In general, smaller capitalization companies are also more vulnerable than larger companies to adverse business or economic developments and they may have more limited resources.

Profitability Investment Risk: High relative profitability stocks may perform differently from the market as a whole and an investment strategy purchasing these securities may cause a fund to at times underperform equity funds that use other investment strategies.

Value Investment Risk: Value stocks may perform differently from the market as a whole and an investment strategy purchasing these securities may cause a fund to at times underperform equity funds that use other investment strategies. Value stocks can react differently to political, economic, and industry developments than the market as a whole and other types of stocks. Value stocks also may underperform the market for long periods of time.

Derivatives Risk: Derivatives are instruments, such as futures contracts, and options thereon, and foreign currency forward contracts, whose value is derived from that of other assets, rates or indices. The use of derivatives for non-hedging purposes may be considered to carry more risk than other types of investments. When a fund uses derivatives, the fund will be directly exposed to the risks of those derivatives. Derivative instruments are subject to a number of risks including counterparty, settlement, liquidity, interest rate, market, credit and management risks, as

well as difficulties with respect to valuation. Changes in the value of a derivative may not correlate perfectly with the underlying asset, rate or index, and a fund could lose more than the principal amount invested.

Securities Lending Risk: Securities lending involves the risk that the borrower may fail to return the securities in a timely manner or at all. As a result, a fund may lose money and there may be a delay in recovering the loaned securities. A fund could also lose money if it does not recover the securities and/or the value of the collateral falls, including the value of investments made with cash collateral. Securities lending also may have certain adverse tax consequences.

Operational Risk: Operational risks include human error, changes in personnel, system changes, faults in communication, and failures in systems, technology, or processes, and the use of artificial intelligence and machine learning ("AI"). Various operational events or circumstances are outside a fund's or its advisor's control, including instances at third parties. A fund and its advisor seek to reduce these operational risks through controls and procedures. However, measures that seek to reduce these operational risks through controls and procedures may not address every possible risk and may be inadequate to address these risks.

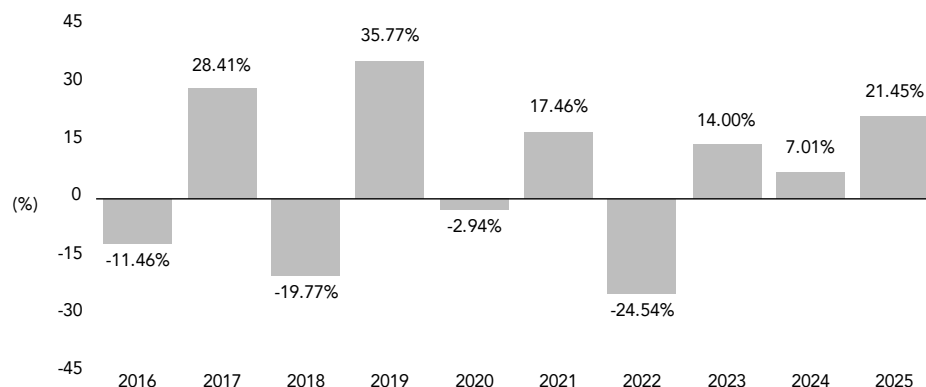
Cyber Security Risk: A fund and its service providers' use of internet, technology and information systems may expose the fund to potential risks linked to cyber security breaches of those technological or information systems. Cyber security breaches, amongst other things, could allow an unauthorized party to gain access to proprietary information, customer data, or fund assets, or cause the fund and/or its service providers to suffer data corruption or lose operational functionality.

Performance

The bar chart and table immediately following illustrate the variability of the Portfolio's returns and are meant to provide some indication of the risks of investing in the Portfolio. The bar chart shows the changes in the Portfolio's performance from year to year. The table illustrates how annualized returns for certain periods, both before and after taxes, compare with those of a broad measure of market performance. The table also includes the performance of an additional index with a similar investment universe as the Portfolio. The Portfolio's past performance (before and after taxes) is not an indication of future results. Updated performance information for the Portfolio can be obtained by visiting <https://www.dimensional.com/us-en/funds>.

The after-tax returns presented in the table for the Portfolio are calculated using the historical highest individual federal marginal income tax rates and do not reflect the impact of state and local taxes. Actual after-tax returns depend on an investor's tax situation and may differ from those shown in the table. In addition, the after-tax returns shown are not relevant to investors who hold shares of the Portfolio through tax-advantaged arrangements, such as 401(k) plans or individual retirement accounts.

United Kingdom Small Company Portfolio Institutional Class Shares —Total Returns



January 2016-December 2025

Highest Quarter
28.40% 2020, Q4

Lowest Quarter
-39.22% 2020, Q1

Annualized Returns (%)

Periods ended December 31, 2025

	1 Year	5 Years	10 Years
United Kingdom Small Company Portfolio			
Return Before Taxes	21.45%	5.60%	4.67%
Return After Taxes on Distributions	20.04%	4.60%	3.22%
Return After Taxes on Distributions and Sale of Portfolio Shares	13.31%	4.17%	3.31%
MSCI United Kingdom Small Cap Index (net dividends)			
(reflects no deduction for fees, expenses or taxes on sales)	24.66%	3.55%	4.14%
MSCI United Kingdom Index (net dividends)			
(reflects no deduction for fees, expenses or taxes on sales)	35.11%	13.33%	7.83%

Investment Advisor/Portfolio Management

Dimensional Fund Advisors LP serves as the investment advisor for the Portfolio and the Series. Dimensional Fund Advisors Ltd. serves as the sub-advisor for the Series. The following individuals are responsible for leading the day-to-day management of the Portfolio and the Series:

- **Jed S. Fogdall**, Global Head of Portfolio Management, Chairman of the Investment Committee, Vice President, and Senior Portfolio Manager of the Advisor, has been a portfolio manager of the Portfolio since 2010.
- **Joel P. Schneider**, Deputy Head of Portfolio Management, North America, member of the Investment Committee, Vice President, and Senior Portfolio Manager of the Advisor, has been a portfolio manager of the Portfolio since 2020.
- **Brendan J. McAndrews**, Vice President and Senior Portfolio Manager of the Advisor, has been a portfolio manager of the Portfolio since 2025.

Purchase and Redemption of Fund Shares

Investors may purchase or redeem shares of the Portfolio on each day that the New York Stock Exchange is scheduled to be open for business by first contacting the Portfolio's transfer agent at (888) 576-1167. Shareholders that invest in the Portfolio through a financial intermediary should contact their financial intermediary regarding purchase and redemption procedures. The Portfolio generally is available for investment only by institutional clients, clients of registered investment advisors, clients of financial institutions and a limited number of certain other investors as approved from time to time by the Advisor. All investments are subject to approval of the Advisor.

Tax Information

The dividends and distributions you receive from the Portfolio are taxable and generally will be taxed as ordinary income, capital gains, or some combination of both, unless you are investing through a tax-advantaged arrangement, such as a 401(k) plan or an individual retirement account, in which case distributions may be taxed as ordinary income when withdrawn from the plan or account.

Payments to Financial Intermediaries

If you purchase the Portfolio through a broker-dealer or other financial intermediary (such as a bank), the Portfolio and its related companies may pay the intermediary for the sale of the Portfolio shares and/or related services. These payments may create a conflict of interest by influencing the financial intermediary to recommend the Portfolio over another investment. Ask your financial advisor or visit your financial intermediary's website for more information.

Continental Small Company Portfolio

Investment Objective

The investment objective of the Continental Small Company Portfolio (the "Portfolio") is to achieve long-term capital appreciation. The Continental Small Company Portfolio is a Feeder Portfolio and pursues its objective by investing substantially all of its assets in its corresponding Master Fund, The Continental Small Company Series (the "Continental Small Company Series" or the "Series") of The DFA Investment Trust Company (the "Trust"), which has the same investment objective and policies as the Portfolio.

Fees and Expenses of the Portfolio

This table describes the fees and expenses you may pay if you buy, hold or sell shares of the Portfolio. **You may pay other fees, such as brokerage commissions and other fees to financial intermediaries, which are not reflected in the table and Example below.**

Shareholder Fees (fees paid directly from your investment): None

Annual Fund Operating Expenses (expenses that you pay each year as a percentage of the value of your investment)¹

Management Fee	0.45%
Other Expenses	0.07%
Total Annual Fund Operating Expenses	0.52%
Fee Waiver and/or Expense Reimbursement	0.10%
Total Annual Fund Operating Expenses After Fee Waiver and/or Expense Reimbursement	0.42%

¹ The "Management Fee" includes an investment management fee payable by the Feeder Portfolio and an investment management fee payable by the Master Fund. For any period when the Feeder Portfolio is invested in other funds managed by Dimensional Fund Advisors LP (the "Advisor") (collectively, "Underlying Funds"), the Advisor has contractually agreed to permanently waive the Feeder Portfolio's direct investment management fee to the extent necessary to offset the proportionate share of any Underlying Fund's investment management fee paid by the Feeder Portfolio through its investment in such Underlying Fund. The amounts set forth under "Other Expenses" and "Total Annual Fund Operating Expenses" reflect the direct expenses of the Feeder Portfolio and the indirect expenses of the Feeder Portfolio's portion of the expenses of the Master Fund.

EXAMPLE

This Example is meant to help you compare the cost of investing in the Portfolio with the cost of investing in other funds. The Example reflects the aggregate annual operating expenses of the Portfolio and its portion of the expenses of the Series. The Example assumes that you invest \$10,000 in the Portfolio for the time periods indicated. The Example also assumes that your investment has a 5% return each year and that the Portfolio's operating expenses remain the same. Although your actual costs may be higher or lower, based on these assumptions your costs whether you redeem or hold your shares would be:

1 Year	3 Years	5 Years	10 Years
\$43	\$135	\$235	\$530

PORTFOLIO TURNOVER

A fund generally pays transaction costs, such as commissions, when it buys and sells securities (or "turns over" its portfolio). A higher portfolio turnover may indicate higher transaction costs and may result in higher taxes when fund shares are held in a taxable account. These costs, which are not reflected in Annual Fund Operating Expenses or in

the Example, affect the Portfolio's performance. During the most recent fiscal year, the Series' portfolio turnover rate was 10% of the average value of its investment portfolio.

Principal Investment Strategies

The Continental Small Company Portfolio is a feeder portfolio that invests substantially all of its assets in the Continental Small Company Series. To achieve the Portfolio's and the Series' investment objectives, Dimensional Fund Advisors LP (the "Advisor") implements an integrated investment approach that combines research, portfolio design, portfolio management, and trading functions. As further described below, the Series' design emphasizes long-term drivers of expected returns identified by the Advisor's research, while balancing risk through broad diversification across companies, sectors, and countries. The Advisor's portfolio management and trading processes further balance those long-term drivers of expected returns with shorter-term drivers of expected returns and trading costs.

The Continental Small Company Series, using a market capitalization weighted approach, is designed to purchase a broad and diverse group of readily marketable securities of small companies associated with European countries designated by the Advisor as approved markets for investment. A company's market capitalization is the number of its shares outstanding times its price per share. Under a market capitalization weighted approach, companies with higher market capitalizations generally represent a larger proportion of the Series than companies with relatively lower market capitalizations. The Series may emphasize certain stocks, including smaller capitalization companies, lower relative price stocks, and/or higher profitability stocks as compared to their representation in the small company segment of the region in which the Series is authorized to invest. An equity issuer is considered to have a low relative price (i.e., a value stock) primarily because it has a low price in relation to its book value. In assessing relative price, the Advisor may consider additional factors such as price to cash flow or price to earnings ratios. An equity issuer is considered to have high profitability because it has high earnings or profits from operations in relation to its book value or assets. The criteria the Advisor uses for assessing relative price and profitability are subject to change from time to time.

As a non-fundamental policy, under normal circumstances, the Continental Small Company Series will invest at least 80% of its net assets in securities of small companies located in continental Europe. The Advisor determines the maximum market capitalization of a small company with respect to each country or region in which the Series invests. Based on market capitalization data as of December 31, 2025, for the Series, the market capitalization of a small company in any country or region in which the Series invests would be below \$16,226 million. This threshold will change due to market conditions. The Series also may invest up to 20% of its net assets in small companies associated with non-European countries that the Advisor has identified as approved markets for investment.

The Advisor may also increase or reduce the Continental Small Company Series' exposure to an eligible company, or exclude a company, based on shorter-term considerations, such as a company's price momentum, short-run reversals, and investment characteristics. In assessing a company's investment characteristics, the Advisor considers ratios such as recent changes in assets divided by total assets. The criteria the Advisor uses for assessing a company's investment characteristics are subject to change from time to time. In addition, the Advisor seeks to reduce trading costs using a flexible trading approach that looks for opportunities to participate in the available market liquidity, while managing turnover and explicit transaction costs.

The Continental Small Company Series may gain exposure to companies associated with approved markets by purchasing equity securities in the form of depositary receipts, which may be listed or traded outside the issuer's domicile country. The Series and the Continental Small Company Portfolio each may purchase or sell futures contracts and options on futures contracts for continental European equity securities and indices or other equity market securities and indices, including those of the United States, to increase or decrease equity market exposure based on actual or expected cash inflows to or outflows from the Series or Portfolio. Because many of the Series' and the Portfolio's investments may be denominated in foreign currencies, the Series and the Portfolio may enter into foreign currency exchange transactions, including foreign currency forward contracts, in connection with the settlement of foreign securities or to transfer cash balances from one currency to another currency.

The Continental Small Company Series may lend its portfolio securities to generate additional income.

Principal Risks

Because the value of your investment in the Portfolio will fluctuate, there is the risk that you will lose money. An investment in the Portfolio is not a deposit of a bank and is not insured or guaranteed by the Federal Deposit Insurance Corporation or any other government agency. The following is a description of principal risks of investing in the Portfolio.

Equity Market Risk: Even a long-term investment approach cannot guarantee a profit. Economic, market, environmental, political, and issuer-specific conditions and events will cause the value of equity securities, and a fund that owns them, to rise or fall. Stock markets are volatile, with periods of rising prices and periods of falling prices.

Foreign Securities and Currencies Risk: Foreign securities prices may decline or fluctuate because of: (a) economic or political actions of foreign governments, and/or (b) less regulated or liquid securities markets. Investors holding these securities may also be exposed to foreign currency risk (the possibility that foreign currency will fluctuate in value against the U.S. dollar or that a foreign government will convert, or be forced to convert, its currency to another currency, changing its value against the U.S. dollar). The Series does not hedge foreign currency risk.

Foreign issuers may not be subject to uniform accounting, auditing and financial reporting standards and there may be less reliable and publicly available financial and other information about such issuers, as compared to U.S. issuers. A fund may have greater difficulty voting proxies, exercising shareholder rights, securing dividends and/or interest and obtaining information regarding corporate actions on a timely basis, pursuing legal remedies, and obtaining judgments with respect to foreign investments in foreign courts than with respect to domestic issuers in U.S. courts.

Depository receipts are generally subject to the same risks as the foreign securities that they evidence or into which they may be converted. In addition, the underlying issuers of certain depository receipts, particularly unsponsored or unregistered depository receipts, are under no obligation to distribute shareholder communications to the holders of such receipts, or to pass through to them any voting rights with respect to the deposited securities. Depository receipts that are not sponsored by the issuer may be less liquid and there may be less readily available public information about the issuer.

European Market Risk: The performance of a fund that concentrates investments in European countries is expected to be closely tied to the social, political and economic conditions within such European countries and to be more volatile than the performance of funds with more geographically diverse investments.

Small Company Risk: Securities of small companies are often less liquid than those of large companies and this could make it difficult to sell a small company security at a desired time or price. As a result, small company stocks may fluctuate relatively more in price. In general, smaller capitalization companies are also more vulnerable than larger companies to adverse business or economic developments and they may have more limited resources.

Profitability Investment Risk: High relative profitability stocks may perform differently from the market as a whole and an investment strategy purchasing these securities may cause a fund to at times underperform equity funds that use other investment strategies.

Value Investment Risk: Value stocks may perform differently from the market as a whole and an investment strategy purchasing these securities may cause a fund to at times underperform equity funds that use other investment strategies. Value stocks can react differently to political, economic, and industry developments than the market as a whole and other types of stocks. Value stocks also may underperform the market for long periods of time.

Derivatives Risk: Derivatives are instruments, such as futures contracts, and options thereon, and foreign currency forward contracts, whose value is derived from that of other assets, rates or indices. The use of derivatives for non-hedging purposes may be considered to carry more risk than other types of investments. When a fund uses derivatives, the fund will be directly exposed to the risks of those derivatives. Derivative instruments are subject to a number of risks including counterparty, settlement, liquidity, interest rate, market, credit and management risks, as well as difficulties with respect to valuation. Changes in the value of a derivative may not correlate perfectly with the underlying asset, rate or index, and a fund could lose more than the principal amount invested.

Securities Lending Risk: Securities lending involves the risk that the borrower may fail to return the securities in a timely manner or at all. As a result, a fund may lose money and there may be a delay in recovering the loaned securities. A fund could also lose money if it does not recover the securities and/or the value of the collateral falls, including the value of investments made with cash collateral. Securities lending also may have certain adverse tax consequences.

Operational Risk: Operational risks include human error, changes in personnel, system changes, faults in communication, and failures in systems, technology, or processes, and the use of artificial intelligence and machine learning (“AI”). Various operational events or circumstances are outside a fund’s or its advisor’s control, including instances at third parties. A fund and its advisor seek to reduce these operational risks through controls and procedures. However, measures that seek to reduce these operational risks through controls and procedures may not address every possible risk and may be inadequate to address these risks.

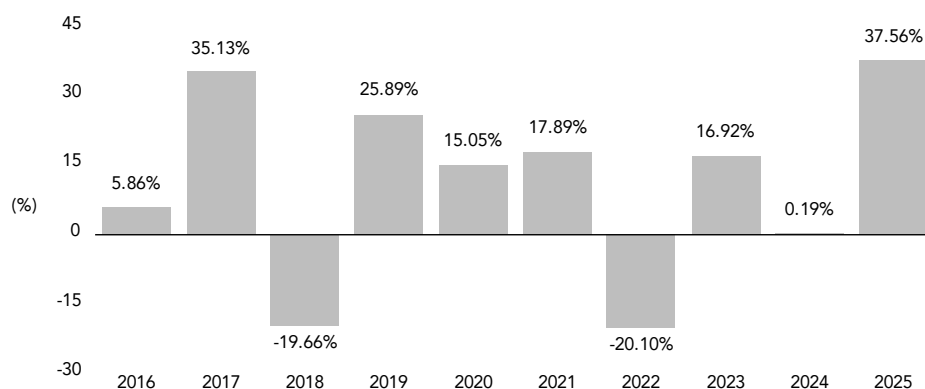
Cyber Security Risk: A fund and its service providers’ use of internet, technology and information systems may expose the fund to potential risks linked to cyber security breaches of those technological or information systems. Cyber security breaches, amongst other things, could allow an unauthorized party to gain access to proprietary information, customer data, or fund assets, or cause the fund and/or its service providers to suffer data corruption or lose operational functionality.

Performance

The bar chart and table immediately following illustrate the variability of the Portfolio’s returns and are meant to provide some indication of the risks of investing in the Portfolio. The bar chart shows the changes in the Portfolio’s performance from year to year. The table illustrates how annualized returns for certain periods, both before and after taxes, compare with those of a broad measure of market performance. The table also includes the performance of an additional index with a similar investment universe as the Portfolio. The Portfolio’s past performance (before and after taxes) is not an indication of future results. Updated performance information for the Portfolio can be obtained by visiting www.dimensionalfund.com/us-en/funds.

The after-tax returns presented in the table for the Portfolio are calculated using the historical highest individual federal marginal income tax rates and do not reflect the impact of state and local taxes. Actual after-tax returns depend on an investor’s tax situation and may differ from those shown in the table. In addition, the after-tax returns shown are not relevant to investors who hold shares of the Portfolio through tax-advantaged arrangements, such as 401(k) plans or individual retirement accounts.

Continental Small Company Portfolio Institutional Class Shares —Total Returns



January 2016-December 2025
 Highest Quarter: 22.55% 2020, Q2
 Lowest Quarter: -29.78% 2020, Q1

Annualized Returns (%)

Periods ended December 31, 2025

	1 Year	5 Years	10 Years
Continental Small Company Portfolio			
Return Before Taxes	37.56%	8.70%	9.71%
Return After Taxes on Distributions	36.65%	8.01%	9.03%
Return After Taxes on Distributions and Sale of Portfolio Shares	23.00%	6.89%	7.90%
MSCI Europe ex UK Small Cap Index (net dividends)			
(reflects no deduction for fees, expenses or taxes on sales)	35.27%	5.61%	8.54%
MSCI Europe ex UK Index (net dividends)			
(reflects no deduction for fees, expenses or taxes on sales)	35.52%	9.40%	8.79%

Investment Advisor/Portfolio Management

Dimensional Fund Advisors LP serves as the investment advisor for the Portfolio and the Series. Dimensional Fund Advisors Ltd. serves as the sub-advisor for the Series. The following individuals are responsible for leading the day-to-day management of the Portfolio and the Series:

- **Jed S. Fogdall**, Global Head of Portfolio Management, Chairman of the Investment Committee, Vice President, and Senior Portfolio Manager of the Advisor, has been a portfolio manager of the Portfolio since 2010.
- **Joel P. Schneider**, Deputy Head of Portfolio Management, North America, member of the Investment Committee, Vice President, and Senior Portfolio Manager of the Advisor, has been a portfolio manager of the Portfolio since 2020.
- **Brendan J. McAndrews**, Vice President and Senior Portfolio Manager of the Advisor, has been a portfolio manager of the Portfolio since 2025.

Purchase and Redemption of Fund Shares

Investors may purchase or redeem shares of the Portfolio on each day that the New York Stock Exchange is scheduled to be open for business by first contacting the Portfolio's transfer agent at (888) 576-1167. Shareholders that invest in the Portfolio through a financial intermediary should contact their financial intermediary regarding purchase and redemption procedures. The Portfolio generally is available for investment only by institutional clients, clients of registered investment advisors, clients of financial institutions and a limited number of certain other investors as approved from time to time by the Advisor. All investments are subject to approval of the Advisor.

Tax Information

The dividends and distributions you receive from the Portfolio are taxable and generally will be taxed as ordinary income, capital gains, or some combination of both, unless you are investing through a tax-advantaged arrangement, such as a 401(k) plan or an individual retirement account, in which case distributions may be taxed as ordinary income when withdrawn from the plan or account.

Payments to Financial Intermediaries

If you purchase the Portfolio through a broker-dealer or other financial intermediary (such as a bank), the Portfolio and its related companies may pay the intermediary for the sale of the Portfolio shares and/or related services. These payments may create a conflict of interest by influencing the financial intermediary to recommend the Portfolio over another investment. Ask your financial advisor or visit your financial intermediary's website for more information.

DFA International Real Estate Securities Portfolio

Investment Objective

The investment objective of the DFA International Real Estate Securities Portfolio (the "Portfolio") is to achieve long-term capital appreciation.

Fees and Expenses of the Portfolio

This table describes the fees and expenses you may pay if you buy, hold or sell shares of the Portfolio. **You may pay other fees, such as brokerage commissions and other fees to financial intermediaries, which are not reflected in the table and Example below.**

Shareholder Fees (fees paid directly from your investment): None

Annual Fund Operating Expenses (expenses that you pay each year as a percentage of the value of your investment)

Management Fee	0.24%
Other Expenses	0.04%
Total Annual Fund Operating Expenses	0.28%

EXAMPLE

This Example is meant to help you compare the cost of investing in the Portfolio with the cost of investing in other funds. The Example assumes that you invest \$10,000 in the Portfolio for the time periods indicated. The Example also assumes that your investment has a 5% return each year and that the Portfolio's operating expenses remain the same. Although your actual costs may be higher or lower, based on these assumptions your costs whether you redeem or hold your shares would be:

1 Year	3 Years	5 Years	10 Years
\$29	\$90	\$157	\$356

PORTFOLIO TURNOVER

A fund generally pays transaction costs, such as commissions, when it buys and sells securities (or "turns over" its portfolio). A higher portfolio turnover may indicate higher transaction costs and may result in higher taxes when fund shares are held in a taxable account. These costs, which are not reflected in Annual Fund Operating Expenses or in the Example, affect the Portfolio's performance. During the most recent fiscal year, the Portfolio's portfolio turnover rate was 3% of the average value of its investment portfolio.

Principal Investment Strategies

To achieve the DFA International Real Estate Securities Portfolio's investment objective, Dimensional Fund Advisors LP (the "Advisor") implements an integrated investment approach that combines research, portfolio design, portfolio management, and trading functions.

The Portfolio, using a market capitalization weighted approach, purchases a broad and diverse set of securities of non-U.S. companies principally engaged in the real estate industry, including developed and emerging markets, with a particular focus on non-U.S. real estate investment trusts ("REITs") and companies the Advisor considers to be REIT-like entities. The Portfolio invests in companies of all sizes. A company's market capitalization is the number of its shares outstanding times its price per share. Under a market capitalization weighted approach, companies with higher market capitalizations generally represent a larger proportion of the Portfolio than companies with relatively

lower market capitalizations. The Advisor may adjust the representation in the Portfolio of an eligible company, or exclude a company, after considering such factors as free float, price momentum, short-run reversals, trading strategies, liquidity, size, relative price, profitability, and other factors that the Advisor determines to be appropriate. An equity issuer is considered to have a low relative price (i.e., a value stock) primarily because it has a low price in relation to its book value. In assessing relative price, the Advisor may consider additional factors such as price to cash flow or price to earnings ratios. An equity issuer is considered to have high profitability because it has high earnings or profits from operations in relation to its book value or assets. The criteria the Advisor uses for assessing relative price and profitability are subject to change from time to time. The Advisor also may limit or fix the Portfolio's exposure to a particular country or issuer.

The DFA International Real Estate Securities Portfolio considers a company to be principally engaged in the real estate industry if the company's principal activities include ownership, management, development, construction, or sale of residential, commercial or industrial real estate. REITs and REIT-like entities are types of real estate companies that pool investors' funds for investment primarily in income producing real estate or real estate related loans or interests.

The DFA International Real Estate Securities Portfolio intends to purchase securities of companies associated with developed and emerging markets countries that the Advisor has designated as approved markets for investment. As a non-fundamental policy, under normal circumstances, at least 80% of the Portfolio's net assets will be invested in securities of companies in the real estate industry. The Portfolio concentrates (i.e., invests more than 25% of its net assets) its investments in securities of companies in the real estate industry. The Portfolio generally considers a company to be principally engaged in the real estate industry if the company (i) derives at least 50% of its revenue or profits from the ownership, management, development, construction, or sale of residential, commercial, industrial, or other real estate; (ii) has at least 50% of the value of its assets invested in residential, commercial, industrial, or other real estate; or (iii) is organized as a REIT or REIT-like entity. The Portfolio also may invest in stapled securities, where one or more of the underlying securities represents interests in a company or subsidiary in the real estate industry.

The DFA International Real Estate Securities Portfolio may gain exposure to companies associated with approved markets by purchasing equity securities in the form of depositary receipts, which may be listed or traded outside the issuer's domicile country. The Portfolio may purchase or sell futures contracts and options on futures contracts for equity securities and indices to increase or decrease equity market exposure based on actual or expected cash inflows to or outflows from the Portfolio. Because many of the Portfolio's investments may be denominated in foreign currencies, the Portfolio may enter into foreign currency exchange transactions, including foreign currency forward contracts, in connection with the settlement of foreign securities or to transfer cash balances from one currency to another currency.

The DFA International Real Estate Securities Portfolio may lend its portfolio securities to generate additional income.

Principal Risks

Because the value of your investment in the Portfolio will fluctuate, there is the risk that you will lose money. An investment in the Portfolio is not a deposit of a bank and is not insured or guaranteed by the Federal Deposit Insurance Corporation or any other government agency. The following is a description of principal risks of investing in the Portfolio.

Equity Market Risk: Even a long-term investment approach cannot guarantee a profit. Economic, market, environmental, political, and issuer-specific conditions and events will cause the value of equity securities, and a fund that owns them, to rise or fall. Stock markets are volatile, with periods of rising prices and periods of falling prices.

Foreign Securities and Currencies Risk: Foreign securities prices may decline or fluctuate because of: (a) economic or political actions of foreign governments, and/or (b) less regulated or liquid securities markets. Investors holding these securities may also be exposed to foreign currency risk (the possibility that foreign currency will fluctuate in value against the U.S. dollar or that a foreign government will convert, or be forced to convert, its currency to another currency, changing its value against the U.S. dollar). The Portfolio does not hedge foreign currency risk.

Foreign issuers may not be subject to uniform accounting, auditing and financial reporting standards and there may be less reliable and publicly available financial and other information about such issuers, as compared to U.S. issuers. A fund may have greater difficulty voting proxies, exercising shareholder rights, securing dividends and/or interest and obtaining information regarding corporate actions on a timely basis, pursuing legal remedies, and obtaining judgments with respect to foreign investments in foreign courts than with respect to domestic issuers in U.S. courts.

Depository receipts are generally subject to the same risks as the foreign securities that they evidence or into which they may be converted. In addition, the underlying issuers of certain depository receipts, particularly unsponsored or unregistered depository receipts, are under no obligation to distribute shareholder communications to the holders of such receipts, or to pass through to them any voting rights with respect to the deposited securities. Depository receipts that are not sponsored by the issuer may be less liquid and there may be less readily available public information about the issuer.

Geographic Focus Risk: If a fund focuses its investments in securities of issuers located in a particular country or region, the fund may be subjected, to a greater extent than if its investments were less focused, to the risks of volatile economic cycles and/or conditions and developments that may be particular to that country or region, such as: adverse securities markets; adverse exchange rates; adverse social, political, regulatory, economic, business, environmental or other developments; or natural disasters.

Small and Mid-Cap Company Risk: Securities of small and mid-cap companies are often less liquid than those of large companies and this could make it difficult to sell a small or mid-cap company security at a desired time or price. As a result, small and mid-cap company stocks may fluctuate relatively more in price. In general, small and mid-capitalization companies are also more vulnerable than larger companies to adverse business or economic developments and they may have more limited resources.

Risks of Concentrating in the Real Estate Industry: A fund that concentrates (i.e., invests more than 25% of its net assets) its investments in securities of companies in the real estate industry will be exposed to the general risks of direct real estate ownership. The value of securities in the real estate industry can be affected by changes in real estate values and rental income, property taxes, and tax and regulatory requirements. Also, the value of securities in the real estate industry may decline with changes in interest rates. Investing in REITs and REIT-like entities involves certain unique risks in addition to those risks associated with investing in the real estate industry in general. REITs and REIT-like entities are dependent upon management skill, may not be diversified, and are subject to heavy cash flow dependency and self-liquidation. REITs and REIT-like entities also are subject to the possibility of failing to qualify for tax free pass-through of income. Also, many foreign REIT-like entities are deemed for tax purposes as passive foreign investment companies (PFICs), which could result in the receipt of taxable dividends to shareholders at an unfavorable tax rate. Also, because REITs and REIT-like entities typically are invested in a limited number of projects or in a particular market segment, these entities are more susceptible to adverse developments affecting a single project or market segment than more broadly diversified investments. The performance of a fund may be materially different from the broad equity market.

Emerging Markets Risk: Securities of issuers associated with emerging market countries may be subject to higher and additional risks than securities of issuers in developed foreign markets. Numerous emerging market countries have a history of, and continue to experience serious, and potentially continuing, economic and political problems. Stock markets in many emerging market countries are relatively small, expensive to trade in and generally have higher risks than those in developed markets. Securities in emerging markets also may be less liquid than those in developed markets and foreigners are often limited in their ability to invest in, and withdraw assets from, these markets. Additional restrictions may be imposed under other conditions. Frontier market countries generally have smaller economies or less developed capital markets and, as a result, the risks of investing in emerging market countries are magnified in frontier market countries.

Derivatives Risk: Derivatives are instruments, such as futures contracts, and options thereon, and foreign currency forward contracts, whose value is derived from that of other assets, rates or indices. The use of derivatives for non-hedging purposes may be considered to carry more risk than other types of investments. When a fund uses derivatives, the fund will be directly exposed to the risks of those derivatives. Derivative instruments are subject to a number of risks including counterparty, settlement, liquidity, interest rate, market, credit and management risks, as well as difficulties with respect to valuation. Changes in the value of a derivative may not correlate perfectly with the underlying asset, rate or index, and a fund could lose more than the principal amount invested.

Securities Lending Risk: Securities lending involves the risk that the borrower may fail to return the securities in a timely manner or at all. As a result, a fund may lose money and there may be a delay in recovering the loaned securities. A fund could also lose money if it does not recover the securities and/or the value of the collateral falls, including the value of investments made with cash collateral. Securities lending also may have certain adverse tax consequences.

Operational Risk: Operational risks include human error, changes in personnel, system changes, faults in communication, and failures in systems, technology, or processes, and the use of artificial intelligence and machine learning (“AI”). Various operational events or circumstances are outside a fund’s or its advisor’s control, including instances at third parties. A fund and its advisor seek to reduce these operational risks through controls and procedures. However, measures that seek to reduce these operational risks through controls and procedures may not address every possible risk and may be inadequate to address these risks.

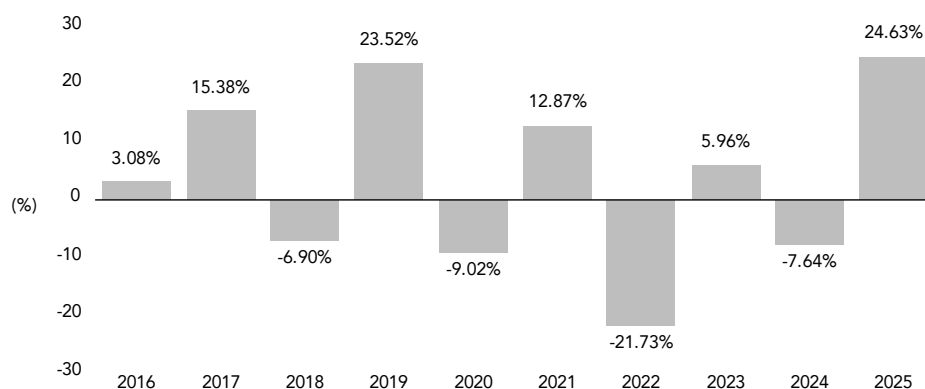
Cyber Security Risk: A fund and its service providers’ use of internet, technology and information systems may expose the fund to potential risks linked to cyber security breaches of those technological or information systems. Cyber security breaches, amongst other things, could allow an unauthorized party to gain access to proprietary information, customer data, or fund assets, or cause the fund and/or its service providers to suffer data corruption or lose operational functionality.

Performance

The bar chart and table immediately following illustrate the variability of the Portfolio’s returns and are meant to provide some indication of the risks of investing in the Portfolio. The bar chart shows the changes in the Portfolio’s performance from year to year. The table illustrates how annualized returns for certain periods, both before and after taxes, compare with those of a broad measure of market performance. The table also includes the performance of an additional index with a similar investment universe as the Portfolio. The Portfolio’s past performance (before and after taxes) is not an indication of future results. Updated performance information for the Portfolio can be obtained by visiting <https://www.dimensionalfund.com/us-en/funds>.

The after-tax returns presented in the table for the Portfolio are calculated using the historical highest individual federal marginal income tax rates and do not reflect the impact of state and local taxes. Actual after-tax returns depend on an investor’s tax situation and may differ from those shown in the table. In addition, the after-tax returns shown are not relevant to investors who hold shares of the Portfolio through tax-advantaged arrangements, such as 401(k) plans or individual retirement accounts.

DFA International Real Estate Securities Portfolio Institutional Class Shares —Total Returns



January 2016-December 2025
 Highest Quarter: 16.00% 2024, Q3
 Lowest Quarter: -32.87% 2020, Q1

Annualized Returns (%)

Periods ended December 31, 2025

	1 Year	5 Years	10 Years
DFA International Real Estate Securities Portfolio			
Return Before Taxes	24.63%	1.50%	2.98%
Return After Taxes on Distributions	22.13%	-0.05%	1.08%
Return After Taxes on Distributions and Sale of Portfolio Shares	15.29%	0.73%	1.67%
S&P Global ex US REIT Index (net dividends)¹			
(reflects no deduction for fees, expenses or taxes on sales)	24.29%	1.09%	2.62%
MSCI All Country World ex USA IMI Index (net dividends)			
(reflects no deduction for fees, expenses or taxes on sales)	31.96%	7.77%	8.37%

¹ Copyright® 2025 S&P Dow Jones Indices LLC, a division of S&P Global. All rights reserved.

Investment Advisor/Portfolio Management

Dimensional Fund Advisors LP serves as the investment advisor for the Portfolio. Dimensional Fund Advisors Ltd. and DFA Australia Limited serve as the sub-advisors for the Portfolio. The following individuals are responsible for leading the day-to-day management of the Portfolio:

- **Jed S. Fogdall**, Global Head of Portfolio Management, Chairman of the Investment Committee, Vice President, and Senior Portfolio Manager of the Advisor, has been a portfolio manager of the Portfolio since 2010.
- **Allen Pu**, Deputy Head of Portfolio Management, North America, member of the Investment Committee, Vice President, and Senior Portfolio Manager of the Advisor, has been a portfolio manager of the Portfolio since 2015.
- **Mary T. Phillips**, Deputy Head of Portfolio Management, North America, member of the Investment Committee, Vice President, and Senior Portfolio Manager of the Advisor, has been a portfolio manager of the Portfolio since 2017.
- **William B. Collins-Dean**, Vice President and Senior Portfolio Manager of the Advisor, has been a portfolio manager of the Portfolio since 2019.

Purchase and Redemption of Fund Shares

Investors may purchase or redeem shares of the Portfolio on each day that the New York Stock Exchange is scheduled to be open for business by first contacting the Portfolio's transfer agent at (888) 576-1167. Shareholders that invest in the Portfolio through a financial intermediary should contact their financial intermediary regarding purchase and redemption procedures. The Portfolio generally is available for investment only by institutional clients, clients of registered investment advisors, clients of financial institutions and a limited number of certain other investors as approved from time to time by the Advisor. All investments are subject to approval of the Advisor.

Tax Information

The dividends and distributions you receive from the Portfolio are taxable and generally will be taxed as ordinary income, capital gains, or some combination of both, unless you are investing through a tax-advantaged arrangement, such as a 401(k) plan or an individual retirement account, in which case distributions may be taxed as ordinary income when withdrawn from the plan or account. See "Dividends, Capital Gains Distributions and Taxes—Tax Considerations" in the Portfolio's Prospectus for special tax considerations with respect to the Portfolio.

Payments to Financial Intermediaries

If you purchase the Portfolio through a broker-dealer or other financial intermediary (such as a bank), the Portfolio and its related companies may pay the intermediary for the sale of the Portfolio shares and/or related services. These payments may create a conflict of interest by influencing the financial intermediary to recommend the Portfolio over another investment. Ask your financial advisor or visit your financial intermediary's website for more information.

DFA Global Real Estate Securities Portfolio

Investment Objective

The investment objective of the DFA Global Real Estate Securities Portfolio (the "Portfolio") is to achieve long-term capital appreciation.

Fees and Expenses of the Portfolio

This table describes the fees and expenses you may pay if you buy, hold or sell shares of the Portfolio. **You may pay other fees, such as brokerage commissions and other fees to financial intermediaries, which are not reflected in the table and Example below.**

Shareholder Fees (fees paid directly from your investment): None

Annual Fund Operating Expenses (expenses that you pay each year as a percentage of the value of your investment)

Management Fee	0.19%
Other Expenses	0.03%
Acquired Fund Fees & Expenses	0.07%
Total Annual Fund Operating Expenses	0.29%
Fee Waiver and/or Expense Reimbursement ¹	0.07%
Total Annual Fund Operating Expenses After Fee Waiver and/or Expense Reimbursement	0.22%

¹ Dimensional Fund Advisors LP (the "Advisor") has agreed to waive certain fees and in certain instances, assume certain expenses of the Portfolio. The Fee Waiver and/or Expense Assumption Agreement for the Portfolio will remain in effect through February 28, 2027, and may only be terminated by the Fund's Board of Directors prior to that date. Under certain circumstances, the Advisor retains the right to seek reimbursement for any fees previously waived and/or expenses previously assumed up to thirty-six months after such fee waiver and/or expense assumption.

EXAMPLE

This Example is meant to help you compare the cost of investing in the Portfolio with the cost of investing in other funds. The Example assumes that you invest \$10,000 in the Portfolio for the time periods indicated. The Example also assumes that your investment has a 5% return each year and that the Portfolio's operating expenses remain the same. The costs for the Portfolio reflect the net expenses of the Portfolio that result from the contractual expense waiver in the first year only. Although your actual costs may be higher or lower, based on these assumptions your costs whether you redeem or hold your shares would be:

1 Year	3 Years	5 Years	10 Years
\$23	\$86	\$156	\$361

PORTFOLIO TURNOVER

A fund generally pays transaction costs, such as commissions, when it buys and sells securities (or "turns over" its portfolio). A higher portfolio turnover may indicate higher transaction costs and may result in higher taxes when fund shares are held in a taxable account. The Portfolio does not pay transaction costs when buying and selling shares of other funds managed by Dimensional Fund Advisors LP (the "Underlying Funds"); however, the Underlying Funds pay transaction costs when buying and selling securities for their portfolio. These costs, which are not reflected in Annual Fund Operating Expenses or in the Example, affect the Portfolio's performance. During the most recent fiscal year, the Portfolio's portfolio turnover rate was 4% of the average value of its investment portfolio.

Principal Investment Strategies

To achieve the DFA Global Real Estate Securities Portfolio's investment objective, Dimensional Fund Advisors LP (the "Advisor") implements an integrated investment approach that combines research, portfolio design, portfolio management, and trading functions. The Portfolio seeks to achieve exposure to a broad portfolio of securities of U.S. and non-U.S. companies in the real estate industry, with a focus on real estate investment trusts ("REITs") or companies that the Advisor considers to be REIT-like entities. The Portfolio invests in companies of all sizes. The Portfolio may pursue its investment objective by investing its assets in the DFA Real Estate Securities Portfolio, DFA International Real Estate Securities Portfolio (the "Underlying Funds"), and/or directly in securities of companies in the real estate industry. Periodically, the Advisor will review the allocations for the Portfolio in each Underlying Fund and may adjust allocations to the Underlying Funds or may add or remove Underlying Funds in the Portfolio without notice to shareholders. The Portfolio and Underlying Funds generally consider a company to be principally engaged in the real estate industry if the company (i) derives at least 50% of its revenue or profits from the ownership, management, development, construction, or sale of residential, commercial, industrial, or other real estate; (ii) has at least 50% of the value of its assets invested in residential, commercial, industrial, or other real estate; or (iii) is organized as a REIT or REIT-like entity. REITs and REIT-like entities are types of real estate companies that pool investors' funds for investment primarily in income producing real estate or real estate related loans or interests. The Portfolio and each Underlying Fund invest in companies principally engaged in the real estate industry in its designated market using a market capitalization weighted approach. A company's market capitalization is the number of its shares outstanding times its price per share. Under a market capitalization weighted approach, companies with higher market capitalizations generally represent a larger proportion of the Portfolio and each Underlying Fund than companies with relatively lower market capitalizations. The Advisor may adjust the representation in the Portfolio or the Underlying Funds of an eligible company, or exclude a company, after considering such factors as free float, price momentum, short-run reversals, trading strategies, liquidity, size, relative price, profitability, and other factors that the Advisor determines to be appropriate. An equity issuer is considered to have a low relative price (i.e., a value stock) primarily because it has a low price in relation to its book value. In assessing relative price, the Advisor may consider additional factors such as price to cash flow or price to earnings ratios. An equity issuer is considered to have high profitability because it has high earnings or profits from operations in relation to its book value or assets. The criteria the Advisor uses for assessing relative price and profitability are subject to change from time to time. The Advisor also may limit or fix the Portfolio's exposure to a particular country or issuer.

As a non-fundamental policy, under normal circumstances, at least 80% of the DFA Global Real Estate Securities Portfolio's net assets will be invested directly, or indirectly through its investment in the Underlying Funds, in securities of companies in the real estate industry. The Portfolio concentrates (i.e., invests more than 25% of its net assets) its investments in securities of companies in the real estate industry. In addition to, or in place of, investments in the Underlying Funds, the Portfolio also is permitted to invest directly in the same types of securities of companies in the real estate industry that are eligible investments for the Underlying Funds. The Portfolio and each Underlying Fund intend to purchase securities of companies associated with countries that the Advisor has identified as approved markets for investment for the Portfolio or Underlying Fund. The Portfolio, directly or indirectly through its investment in the Underlying Funds, intends to invest its assets to gain exposure to at least three different countries, including the United States. As of the date of the Prospectus, the Portfolio, directly or indirectly through its investment in the Underlying Funds, invests approximately 72% of its net assets in U.S. companies. This percentage will change due to market conditions. The DFA Global Real Estate Securities Portfolio and each Underlying Fund may purchase or sell futures contracts and options on futures contracts for equity securities and indices to increase or decrease equity market exposure based on actual or expected cash inflows to or outflows from the Portfolio or Underlying Fund. Because many of the Portfolio's and an Underlying Fund's investments may be denominated in foreign currencies, the Portfolio and Underlying Fund may enter into foreign currency exchange transactions, including foreign currency forward contracts, in connection with the settlement of foreign securities or to transfer cash balances from one currency to another currency.

The DFA Global Real Estate Securities Portfolio and the Underlying Funds may lend their portfolio securities to generate additional income.

A summary of the investment strategies and policies of the Underlying Funds in which the DFA Global Real Estate Securities Portfolio invests as of the date of this Prospectus (other than the Underlying Funds that are included elsewhere in the Portfolio's Prospectus) is described in the Portfolio's Prospectus in the section entitled **"ADDITIONAL INFORMATION ON INVESTMENT OBJECTIVES AND POLICIES"**.

Principal Risks

Because the value of your investment in the Portfolio will fluctuate, there is the risk that you will lose money. An investment in the Portfolio is not a deposit of a bank and is not insured or guaranteed by the Federal Deposit Insurance Corporation or any other government agency. The following is a description of principal risks of investing in the Portfolio.

Fund of Funds Risk: The investment performance of a fund of funds is affected by the investment performance of the underlying funds in which the fund of funds invests. The ability of a fund of funds to achieve its investment objective depends on the ability of the underlying funds to meet their investment objectives and on the Advisor's decisions regarding the allocation of a fund of funds' assets among the underlying funds. A fund of funds may allocate assets to an underlying fund or asset class that underperforms other funds or asset classes. There can be no assurance that the investment objective of a fund of funds or any underlying fund will be achieved. Through its investments in the underlying funds, a fund of funds is subject to the risks of the underlying funds' investments. When a fund of funds invests in underlying funds, investors are exposed to a proportionate share of the expenses of those underlying funds in addition to the expenses of a fund of funds. Certain risks of the Underlying Funds' investments that are principal risks of investing in the Portfolio are described below.

Equity Market Risk: Even a long-term investment approach cannot guarantee a profit. Economic, market, environmental, political, and issuer-specific conditions and events will cause the value of equity securities, and a fund that owns them, to rise or fall. Stock markets are volatile, with periods of rising prices and periods of falling prices.

Foreign Securities and Currencies Risk: Foreign securities prices may decline or fluctuate because of: (a) economic or political actions of foreign governments, and/or (b) less regulated or liquid securities markets. Investors holding these securities may also be exposed to foreign currency risk (the possibility that foreign currency will fluctuate in value against the U.S. dollar or that a foreign government will convert, or be forced to convert, its currency to another currency, changing its value against the U.S. dollar). The Underlying Funds do not hedge foreign currency risk.

Foreign issuers may not be subject to uniform accounting, auditing and financial reporting standards and there may be less reliable and publicly available financial and other information about such issuers, as compared to U.S. issuers. A fund may have greater difficulty voting proxies, exercising shareholder rights, securing dividends and/or interest and obtaining information regarding corporate actions on a timely basis, pursuing legal remedies, and obtaining judgments with respect to foreign investments in foreign courts than with respect to domestic issuers in U.S. courts.

Small and Mid-Cap Company Risk: Securities of small and mid-cap companies are often less liquid than those of large companies and this could make it difficult to sell a small or mid-cap company security at a desired time or price. As a result, small and mid-cap company stocks may fluctuate relatively more in price. In general, small and mid-capitalization companies are also more vulnerable than larger companies to adverse business or economic developments and they may have more limited resources.

Risks of Concentrating in the Real Estate Industry: A fund that concentrates (i.e., invests more than 25% of its net assets) its investments in securities of companies in the real estate industry will be exposed to the general risks of direct real estate ownership. The value of securities in the real estate industry can be affected by changes in real estate values and rental income, property taxes, and tax and regulatory requirements. Also, the value of securities in the real estate industry may decline with changes in interest rates. Investing in REITs and REIT-like entities involves certain unique risks in addition to those risks associated with investing in the real estate industry in general. REITs and REIT-like entities are dependent upon management skill, may not be diversified, and are subject to heavy cash flow dependency and self-liquidation. REITs and REIT-like entities also are subject to the possibility of failing to qualify for tax free pass-through of income. Also, many foreign REIT-like entities are deemed for tax purposes as passive foreign investment companies (PFICs), which could result in the receipt of taxable dividends to shareholders at an unfavorable tax rate. Also, because REITs and REIT-like entities typically are invested in a limited number of projects or in a particular market segment, these entities are more susceptible to adverse developments affecting a single project or market segment than more broadly diversified investments. The performance of a fund may be materially different from the broad equity market.

Emerging Markets Risk: Securities of issuers associated with emerging market countries may be subject to higher and additional risks than securities of issuers in developed foreign markets. Numerous emerging market countries have a history of, and continue to experience serious, and potentially continuing, economic and political problems. Stock markets in many emerging market countries are relatively small, expensive to trade in and generally have higher risks than those in developed markets. Securities in emerging markets also may be less liquid than those in developed markets and foreigners are often limited in their ability to invest in, and withdraw assets from, these markets. Additional restrictions may be imposed under other conditions. Frontier market countries generally have smaller economies or less developed capital markets and, as a result, the risks of investing in emerging market countries are magnified in frontier market countries.

Derivatives Risk: Derivatives are instruments, such as futures contracts, and options thereon, and foreign currency forward contracts, whose value is derived from that of other assets, rates or indices. The use of derivatives for non-hedging purposes may be considered to carry more risk than other types of investments. When a fund uses derivatives, the fund will be directly exposed to the risks of those derivatives. Derivative instruments are subject to a number of risks including counterparty, settlement, liquidity, interest rate, market, credit and management risks, as well as difficulties with respect to valuation. Changes in the value of a derivative may not correlate perfectly with the underlying asset, rate or index, and a fund could lose more than the principal amount invested.

Securities Lending Risk: Securities lending involves the risk that the borrower may fail to return the securities in a timely manner or at all. As a result, a fund may lose money and there may be a delay in recovering the loaned securities. A fund could also lose money if it does not recover the securities and/or the value of the collateral falls, including the value of investments made with cash collateral. Securities lending also may have certain adverse tax consequences.

Operational Risk: Operational risks include human error, changes in personnel, system changes, faults in communication, and failures in systems, technology, or processes, and the use of artificial intelligence and machine learning ("AI"). Various operational events or circumstances are outside a fund's or its advisor's control, including instances at third parties. A fund and its advisor seek to reduce these operational risks through controls and procedures. However, measures that seek to reduce these operational risks through controls and procedures may not address every possible risk and may be inadequate to address these risks.

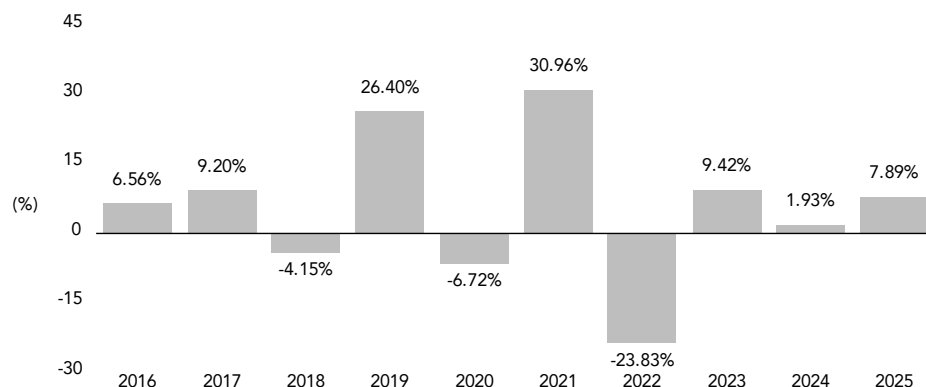
Cyber Security Risk: A fund and its service providers' use of internet, technology and information systems may expose the fund to potential risks linked to cyber security breaches of those technological or information systems. Cyber security breaches, amongst other things, could allow an unauthorized party to gain access to proprietary information, customer data, or fund assets, or cause the fund and/or its service providers to suffer data corruption or lose operational functionality.

Performance

The bar chart and table immediately following illustrate the variability of the Portfolio's returns and are meant to provide some indication of the risks of investing in the Portfolio. The bar chart shows the changes in the Portfolio's performance from year to year. The table illustrates how annualized returns for certain periods, both before and after taxes, compare with those of a broad measure of market performance. The table also includes the performance of an additional index with a similar investment universe as the Portfolio. The Portfolio's past performance (before and after taxes) is not an indication of future results. Updated performance information for the Portfolio can be obtained by visiting <https://www.dimensional.com/us-en/funds>.

The after-tax returns presented in the table for the Portfolio are calculated using the historical highest individual federal marginal income tax rates and do not reflect the impact of state and local taxes. Actual after-tax returns depend on an investor's tax situation and may differ from those shown in the table. In addition, the after-tax returns shown are not relevant to investors who hold shares of the Portfolio through tax-advantaged arrangements, such as 401(k) plans or individual retirement accounts.

DFA Global Real Estate Securities Portfolio Institutional Class Shares —Total Returns



January 2016-December 2025

Highest Quarter: 17.14% 2023, Q4
 Lowest Quarter: -26.63% 2020, Q1

Annualized Returns (%)

Periods ended December 31, 2025

	1 Year	5 Years	10 Years
DFA Global Real Estate Securities Portfolio			
Return Before Taxes	7.89%	3.72%	4.67%
Return After Taxes on Distributions	6.46%	2.41%	3.17%
Return After Taxes on Distributions and Sale of Portfolio Shares	4.97%	2.54%	3.15%
S&P Global REIT Index (net dividends)¹			
(reflects no deduction for fees, expenses or taxes on sales)	7.67%	3.92%	3.79%
MSCI All Country World IMI Index (net dividends)			
(reflects no deduction for fees, expenses or taxes on sales)	22.06%	10.75%	11.45%

¹ Copyright© 2025 S&P Dow Jones Indices LLC, a division of S&P Global. All rights reserved.

Investment Advisor/Portfolio Management

Dimensional Fund Advisors LP serves as the investment advisor for the Portfolio. Dimensional Fund Advisors Ltd. and DFA Australia Limited serve as the sub-advisors for the Portfolio. The following individuals are responsible for leading the day-to-day management of the Portfolio:

- **Jed S. Fogdall**, Global Head of Portfolio Management, Chairman of the Investment Committee, Vice President, and Senior Portfolio Manager of the Advisor, has been a portfolio manager of the Portfolio since 2010.
- **Allen Pu**, Deputy Head of Portfolio Management, North America, member of the Investment Committee, Vice President, and Senior Portfolio Manager of the Advisor, has been a portfolio manager of the Portfolio since 2015.
- **Mary T. Phillips**, Deputy Head of Portfolio Management, North America, member of the Investment Committee, Vice President, and Senior Portfolio Manager of the Advisor, has been a portfolio manager of the Portfolio since 2017.

- **William B. Collins-Dean**, Vice President and Senior Portfolio Manager of the Advisor, has been a portfolio manager of the Portfolio since 2019.
- **Ashish P. Bhagwanjee**, Vice President and Senior Portfolio Manager of the Advisor, has been a portfolio manager of the Portfolio since 2020.

Purchase and Redemption of Fund Shares

Investors may purchase or redeem shares of the Portfolio on each day that the New York Stock Exchange is scheduled to be open for business by first contacting the Portfolio's transfer agent at (888) 576-1167. Shareholders that invest in the Portfolio through a financial intermediary should contact their financial intermediary regarding purchase and redemption procedures. The Portfolio generally is available for investment only by institutional clients, clients of registered investment advisors, clients of financial institutions and a limited number of certain other investors as approved from time to time by the Advisor. All investments are subject to approval of the Advisor.

Tax Information

The dividends and distributions you receive from the Portfolio are taxable and generally will be taxed as ordinary income, capital gains, or some combination of both, unless you are investing through a tax-advantaged arrangement, such as a 401(k) plan or an individual retirement account, in which case distributions may be taxed as ordinary income when withdrawn from the plan or account. See "**Dividends, Capital Gains Distributions and Taxes—Tax Considerations**" in the Portfolio's Prospectus for special tax considerations with respect to the Portfolio.

Payments to Financial Intermediaries

If you purchase the Portfolio through a broker-dealer or other financial intermediary (such as a bank), the Portfolio and its related companies may pay the intermediary for the sale of the Portfolio shares and/or related services. These payments may create a conflict of interest by influencing the financial intermediary to recommend the Portfolio over another investment. Ask your financial advisor or visit your financial intermediary's website for more information.

DFA International Small Cap Value Portfolio

Investment Objective

The investment objective of the DFA International Small Cap Value Portfolio (the "Portfolio") is to achieve long-term capital appreciation.

Fees and Expenses of the Portfolio

This table describes the fees and expenses you may pay if you buy, hold or sell shares of the Portfolio. **You may pay other fees, such as brokerage commissions and other fees to financial intermediaries, which are not reflected in the table and Example below.**

Shareholder Fees (fees paid directly from your investment): None

Annual Fund Operating Expenses (expenses that you pay each year as a percentage of the value of your investment)

Management Fee	0.39%
Other Expenses	0.04%
Total Annual Fund Operating Expenses	0.43%

EXAMPLE

This Example is meant to help you compare the cost of investing in the Portfolio with the cost of investing in other funds. The Example assumes that you invest \$10,000 in the Portfolio for the time periods indicated. The Example also assumes that your investment has a 5% return each year and that the Portfolio's operating expenses remain the same. Although your actual costs may be higher or lower, based on these assumptions your costs whether you redeem or hold your shares would be:

1 Year	3 Years	5 Years	10 Years
\$44	\$138	\$241	\$542

PORTFOLIO TURNOVER

A fund generally pays transaction costs, such as commissions, when it buys and sells securities (or "turns over" its portfolio). A higher portfolio turnover may indicate higher transaction costs and may result in higher taxes when fund shares are held in a taxable account. These costs, which are not reflected in Annual Fund Operating Expenses or in the Example, affect the Portfolio's performance. During the most recent fiscal year, the Portfolio's portfolio turnover rate was 14% of the average value of its investment portfolio.

Principal Investment Strategies

To achieve the DFA International Small Cap Value Portfolio's investment objective, Dimensional Fund Advisors LP (the "Advisor") implements an integrated investment approach that combines research, portfolio design, portfolio management, and trading functions. As further described below, the Portfolio's design emphasizes long-term drivers of expected returns identified by the Advisor's research, while balancing risk through broad diversification across companies, sectors, and countries. The Advisor's portfolio management and trading processes further balance those long-term drivers of expected returns with shorter-term drivers of expected returns and trading costs.

The DFA International Small Cap Value Portfolio, using a market capitalization weighted approach, is designed to purchase securities of small, non-U.S. companies in countries with developed markets that the Advisor determines to be lower relative price stocks at the time of purchase. A company's market capitalization is the number of its shares

outstanding times its price per share. Under a market capitalization weighted approach, companies with higher market capitalizations generally represent a larger proportion of the Portfolio than companies with relatively lower market capitalizations. The Portfolio may emphasize certain stocks, including smaller capitalization companies, lower relative price stocks, and/or higher profitability stocks as compared to their representation in the small-cap value segment of developed ex-U.S. markets. An equity issuer is considered to have a low relative price (i.e., a value stock) primarily because it has a low price in relation to its book value. In assessing relative price, the Advisor may consider additional factors such as price to cash flow or price to earnings ratios. An equity issuer is considered to have high profitability because it has high earnings or profits from operations in relation to its book value or assets. The criteria the Advisor uses for assessing relative price and profitability are subject to change from time to time.

The DFA International Small Cap Value Portfolio intends to purchase securities of small lower relative price companies associated with developed market countries that the Advisor has designated as approved markets. As a non-fundamental policy, under normal circumstances, the Portfolio will invest at least 80% of its net assets in securities of small companies in the particular markets in which it invests. The Advisor determines the maximum market capitalization of a small company with respect to each country in which the Portfolio invests. In the countries or regions authorized for investment, the Advisor first ranks eligible companies listed on selected exchanges based on the companies' market capitalizations. The Advisor then determines the universe of eligible securities by defining the maximum market capitalization of a small company that may be purchased by the Portfolio with respect to each country or region. Based on market capitalization data as of December 31, 2025, for the Portfolio, the market capitalization of a small company in any country in which the Portfolio invests would be below \$16,226 million. This threshold will vary by country or region. For example, based on market capitalization data as of December 31, 2025, the Advisor would consider a small company in Switzerland to have a market capitalization below \$16,226 million, a small company in Norway to have a market capitalization below \$1,934 million, and a small company in Japan to have a market capitalization below \$3,311 million. These thresholds will change due to market conditions.

The Advisor may also increase or reduce the DFA International Small Cap Value Portfolio's exposure to an eligible company, or exclude a company, based on shorter-term considerations, such as a company's price momentum, short-run reversals, and investment characteristics. In assessing a company's investment characteristics, the Advisor considers ratios such as recent changes in assets divided by total assets. The criteria the Advisor uses for assessing a company's investment characteristics are subject to change from time to time. In addition, the Advisor seeks to reduce trading costs using a flexible trading approach that looks for opportunities to participate in the available market liquidity, while managing turnover and explicit transaction costs.

The DFA International Small Cap Value Portfolio may gain exposure to companies associated with approved markets by purchasing equity securities in the form of depositary receipts, which may be listed or traded outside the issuer's domicile country. The Portfolio also may purchase or sell futures contracts and options on futures contracts for foreign and U.S. equity securities and indices to increase or decrease equity market exposure based on actual or expected cash inflows to or outflows from the Portfolio. Because many of the Portfolio's investments may be denominated in foreign currencies, the Portfolio may enter into foreign currency exchange transactions, including foreign currency forward contracts, in connection with the settlement of foreign securities or to transfer cash balances from one currency to another currency.

The DFA International Small Cap Value Portfolio may lend its portfolio securities to generate additional income.

Principal Risks

Because the value of your investment in the Portfolio will fluctuate, there is the risk that you will lose money. An investment in the Portfolio is not a deposit of a bank and is not insured or guaranteed by the Federal Deposit Insurance Corporation or any other government agency. The following is a description of principal risks of investing in the Portfolio.

Equity Market Risk: Even a long-term investment approach cannot guarantee a profit. Economic, market, environmental, political, and issuer-specific conditions and events will cause the value of equity securities, and a fund that owns them, to rise or fall. Stock markets are volatile, with periods of rising prices and periods of falling prices.

Small Company Risk: Securities of small companies are often less liquid than those of large companies and this could make it difficult to sell a small company security at a desired time or price. As a result, small company stocks may fluctuate relatively more in price. In general, smaller capitalization companies are also more vulnerable than larger companies to adverse business or economic developments and they may have more limited resources.

Foreign Securities and Currencies Risk: Foreign securities prices may decline or fluctuate because of: (a) economic or political actions of foreign governments, and/or (b) less regulated or liquid securities markets. Investors holding these securities may also be exposed to foreign currency risk (the possibility that foreign currency will fluctuate in value against the U.S. dollar or that a foreign government will convert, or be forced to convert, its currency to another currency, changing its value against the U.S. dollar). The Portfolio does not hedge foreign currency risk.

Foreign issuers may not be subject to uniform accounting, auditing and financial reporting standards and there may be less reliable and publicly available financial and other information about such issuers, as compared to U.S. issuers. A fund may have greater difficulty voting proxies, exercising shareholder rights, securing dividends and/or interest and obtaining information regarding corporate actions on a timely basis, pursuing legal remedies, and obtaining judgments with respect to foreign investments in foreign courts than with respect to domestic issuers in U.S. courts.

Depository receipts are generally subject to the same risks as the foreign securities that they evidence or into which they may be converted. In addition, the underlying issuers of certain depository receipts, particularly unsponsored or unregistered depository receipts, are under no obligation to distribute shareholder communications to the holders of such receipts, or to pass through to them any voting rights with respect to the deposited securities. Depository receipts that are not sponsored by the issuer may be less liquid and there may be less readily available public information about the issuer.

Geographic Focus Risk: If a fund focuses its investments in securities of issuers located in a particular country or region, the fund may be subjected, to a greater extent than if its investments were less focused, to the risks of volatile economic cycles and/or conditions and developments that may be particular to that country or region, such as: adverse securities markets; adverse exchange rates; adverse social, political, regulatory, economic, business, environmental or other developments; or natural disasters.

Value Investment Risk: Value stocks may perform differently from the market as a whole and an investment strategy purchasing these securities may cause a fund to at times underperform equity funds that use other investment strategies. Value stocks can react differently to political, economic, and industry developments than the market as a whole and other types of stocks. Value stocks also may underperform the market for long periods of time.

Profitability Investment Risk: High relative profitability stocks may perform differently from the market as a whole and an investment strategy purchasing these securities may cause a fund to at times underperform equity funds that use other investment strategies.

Derivatives Risk: Derivatives are instruments, such as futures contracts, and options thereon, and foreign currency forward contracts, whose value is derived from that of other assets, rates or indices. The use of derivatives for non-hedging purposes may be considered to carry more risk than other types of investments. When a fund uses derivatives, the fund will be directly exposed to the risks of those derivatives. Derivative instruments are subject to a number of risks including counterparty, settlement, liquidity, interest rate, market, credit and management risks, as well as difficulties with respect to valuation. Changes in the value of a derivative may not correlate perfectly with the underlying asset, rate or index, and a fund could lose more than the principal amount invested.

Securities Lending Risk: Securities lending involves the risk that the borrower may fail to return the securities in a timely manner or at all. As a result, a fund may lose money and there may be a delay in recovering the loaned securities. A fund could also lose money if it does not recover the securities and/or the value of the collateral falls, including the value of investments made with cash collateral. Securities lending also may have certain adverse tax consequences.

Operational Risk: Operational risks include human error, changes in personnel, system changes, faults in communication, and failures in systems, technology, or processes, and the use of artificial intelligence and machine learning ("AI"). Various operational events or circumstances are outside a fund's or its advisor's control, including instances at third parties. A fund and its advisor seek to reduce these operational risks through controls and

procedures. However, measures that seek to reduce these operational risks through controls and procedures may not address every possible risk and may be inadequate to address these risks.

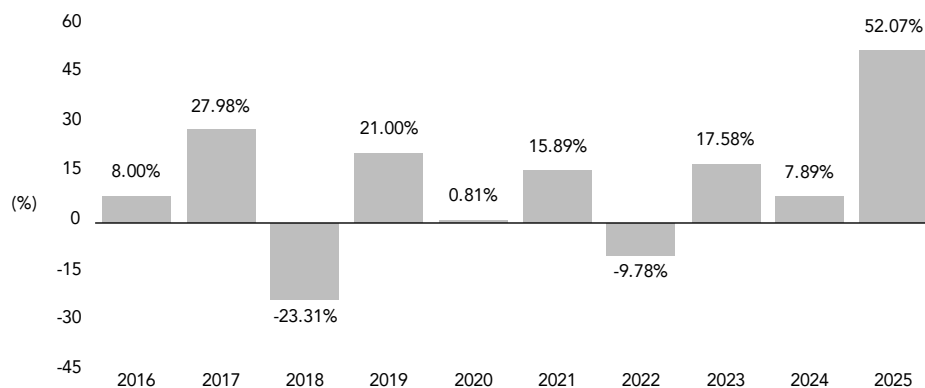
Cyber Security Risk: A fund and its service providers’ use of internet, technology and information systems may expose the fund to potential risks linked to cyber security breaches of those technological or information systems. Cyber security breaches, amongst other things, could allow an unauthorized party to gain access to proprietary information, customer data, or fund assets, or cause the fund and/or its service providers to suffer data corruption or lose operational functionality.

Performance

The bar chart and table immediately following illustrate the variability of the Portfolio’s returns and are meant to provide some indication of the risks of investing in the Portfolio. The bar chart shows the changes in the Portfolio’s performance from year to year. The table illustrates how annualized returns for certain periods, both before and after taxes, compare with those of a broad measure of market performance. The table also includes the performance of an additional index with a similar investment universe as the Portfolio. The Portfolio’s past performance (before and after taxes) is not an indication of future results. Updated performance information for the Portfolio can be obtained by visiting <https://www.dimensional.com/us-en/funds>.

The after-tax returns presented in the table for the Portfolio are calculated using the historical highest individual federal marginal income tax rates and do not reflect the impact of state and local taxes. Actual after-tax returns depend on an investor’s tax situation and may differ from those shown in the table. In addition, the after-tax returns shown are not relevant to investors who hold shares of the Portfolio through tax-advantaged arrangements, such as 401(k) plans or individual retirement accounts.

DFA International Small Cap Value Portfolio Institutional Class Shares —Total Returns



January 2016-December 2025

Highest Quarter	Lowest Quarter
19.81% 2020, Q4	-33.70% 2020, Q1

Annualized Returns (%)

Periods ended December 31, 2025

	1 Year	5 Years	10 Years
DFA International Small Cap Value Portfolio			
Return Before Taxes	52.07%	15.06%	10.06%
Return After Taxes on Distributions	49.37%	13.94%	8.95%
Return After Taxes on Distributions and Sale of Portfolio Shares	32.39%	11.91%	7.94%
MSCI World ex USA Small Value Index (net dividends)			
(reflects no deduction for fees, expenses or taxes on sales)	38.55%	9.77%	8.50%
MSCI World ex USA Index (net dividends)			
(reflects no deduction for fees, expenses or taxes on sales)	31.85%	9.46%	8.55%

Investment Advisor/Portfolio Management

Dimensional Fund Advisors LP serves as the investment advisor for the Portfolio. Dimensional Fund Advisors Ltd. and DFA Australia Limited serve as the sub-advisors for the Portfolio. The following individuals are responsible for leading the day-to-day management of the Portfolio:

- **Jed S. Fogdall**, Global Head of Portfolio Management, Chairman of the Investment Committee, Vice President, and Senior Portfolio Manager of the Advisor, has been a portfolio manager of the Portfolio since 2010.
- **Joel P. Schneider**, Deputy Head of Portfolio Management, North America, member of the Investment Committee, Vice President, and Senior Portfolio Manager of the Advisor, has been a portfolio manager of the Portfolio since 2020.
- **Brendan J. McAndrews**, Vice President and Senior Portfolio Manager of the Advisor, has been a portfolio manager of the Portfolio since 2025.

Purchase and Redemption of Fund Shares

Investors may purchase or redeem shares of the Portfolio on each day that the New York Stock Exchange is scheduled to be open for business by first contacting the Portfolio's transfer agent at (888) 576-1167. Shareholders that invest in the Portfolio through a financial intermediary should contact their financial intermediary regarding purchase and redemption procedures. The Portfolio generally is available for investment only by institutional clients, clients of registered investment advisors, clients of financial institutions and a limited number of certain other investors as approved from time to time by the Advisor. All investments are subject to approval of the Advisor.

Tax Information

The dividends and distributions you receive from the Portfolio are taxable and generally will be taxed as ordinary income, capital gains, or some combination of both, unless you are investing through a tax-advantaged arrangement, such as a 401(k) plan or an individual retirement account, in which case distributions may be taxed as ordinary income when withdrawn from the plan or account.

Payments to Financial Intermediaries

If you purchase the Portfolio through a broker-dealer or other financial intermediary (such as a bank), the Portfolio and its related companies may pay the intermediary for the sale of the Portfolio shares and/or related services. These payments may create a conflict of interest by influencing the financial intermediary to recommend the Portfolio over another investment. Ask your financial advisor or visit your financial intermediary's website for more information.

International Vector Equity Portfolio

Investment Objective

The investment objective of the International Vector Equity Portfolio (the "Portfolio") is to achieve long-term capital appreciation.

Fees and Expenses of the Portfolio

This table describes the fees and expenses you may pay if you buy, hold or sell shares of the Portfolio. **You may pay other fees, such as brokerage commissions and other fees to financial intermediaries, which are not reflected in the table and Example below.**

Shareholder Fees (fees paid directly from your investment): None

Annual Fund Operating Expenses (expenses that you pay each year as a percentage of the value of your investment)¹

Management Fee	0.25%
Other Expenses	0.04%
Total Annual Fund Operating Expenses	0.29%

¹ The "Management Fee" and "Total Annual Fund Operating Expenses" have been adjusted to reflect the decrease in the management fee payable by the Portfolio from 0.30% to 0.25% effective as of February 28, 2025.

EXAMPLE

This Example is meant to help you compare the cost of investing in the Portfolio with the cost of investing in other funds. The Example assumes that you invest \$10,000 in the Portfolio for the time periods indicated. The Example also assumes that your investment has a 5% return each year and that the Portfolio's operating expenses remain the same. Although your actual costs may be higher or lower, based on these assumptions your costs whether you redeem or hold your shares would be:

1 Year	3 Years	5 Years	10 Years
\$30	\$93	\$163	\$368

PORTFOLIO TURNOVER

A fund generally pays transaction costs, such as commissions, when it buys and sells securities (or "turns over" its portfolio). A higher portfolio turnover may indicate higher transaction costs and may result in higher taxes when fund shares are held in a taxable account. These costs, which are not reflected in Annual Fund Operating Expenses or in the Example, affect the Portfolio's performance. During the most recent fiscal year, the Portfolio's portfolio turnover rate was 10% of the average value of its investment portfolio.

Principal Investment Strategies

To achieve the International Vector Equity Portfolio's investment objective, Dimensional Fund Advisors LP (the "Advisor") implements an integrated investment approach that combines research, portfolio design, portfolio management, and trading functions. As further described below, the Portfolio's design emphasizes long-term drivers of expected returns identified by the Advisor's research, while balancing risk through broad diversification across companies, sectors, and countries. The Advisor's portfolio management and trading processes further balance those long-term drivers of expected returns with shorter-term drivers of expected returns and trading costs.

The International Vector Equity Portfolio is designed to purchase a broad and diverse group of equity securities within a market capitalization weighted universe (e.g., the larger the company, the greater the proportion of the universe it represents) of non-U.S. companies associated with developed markets that have been authorized for investment by the Advisor's Investment Committee (the "International Universe"). The Portfolio invests in companies of all sizes, with strongly increased exposure to smaller capitalization, lower relative price, and higher profitability companies as compared to their representation in the International Universe. The Portfolio's strongly increased exposure to smaller capitalization, lower relative price, and higher profitability companies may be achieved by decreasing the allocation of the Portfolio's assets to larger capitalization, higher relative price, or lower profitability companies relative to their weight in the International Universe or by avoiding purchases in that segment of the market. An equity issuer is considered to have a high relative price (i.e., a growth stock) primarily because it has a high price in relation to its book value. An equity issuer is considered to have a low relative price (i.e., a value stock) primarily because it has a low price in relation to its book value. In assessing relative price, the Advisor may consider additional factors such as price to cash flow or price to earnings ratios. An equity issuer is considered to have high profitability because it has high earnings or profits from operations in relation to its book value or assets. The criteria the Advisor uses for assessing relative price and profitability are subject to change from time to time.

The Advisor determines company size on a country or region-specific basis and based primarily on market capitalization. The Advisor will also establish a minimum market capitalization that a company must meet in order to be considered for purchase, which minimum will change due to market conditions.

The International Vector Equity Portfolio intends to purchase securities of companies associated with developed market countries that the Advisor has designated as approved markets for investment. Under normal market conditions, the Portfolio intends to invest at least 40% of its assets in three or more non-U.S. countries by investing in securities of companies associated with such countries. To determine whether a company is associated with a developed market country, the Advisor will consider various factors, such as where the company is organized or maintains its principal place of business, the principal trading market of the company, what government, agency or instrumentality issued or guaranteed the security, where the company's revenues or profits are derived, and whether the company is in the Portfolio's benchmark. As a non-fundamental policy, under normal circumstances, the Portfolio will invest at least 80% of its net assets in equity securities.

The Advisor may also increase or reduce the International Vector Equity Portfolio's exposure to an eligible company, or exclude a company, based on shorter-term considerations, such as a company's price momentum, short-run reversals, and investment characteristics. In assessing a company's investment characteristics, the Advisor considers ratios such as recent changes in assets divided by total assets. The criteria the Advisor uses for assessing a company's investment characteristics are subject to change from time to time. In addition, the Advisor seeks to reduce trading costs using a flexible trading approach that looks for opportunities to participate in the available market liquidity, while managing turnover and explicit transaction costs.

The International Vector Equity Portfolio may gain exposure to companies associated with approved markets by purchasing equity securities in the form of depositary receipts, which may be listed or traded outside the issuer's domicile country. The Portfolio may purchase or sell futures contracts and options on futures contracts for foreign or U.S. equity securities and indices to increase or decrease equity market exposure based on actual or expected cash inflows to or outflows from the Portfolio. Because many of the Portfolio's investments may be denominated in foreign currencies, the Portfolio may enter into foreign currency exchange transactions, including foreign currency forward contracts, in connection with the settlement of foreign securities or to transfer cash balances from one currency to another currency.

The International Vector Equity Portfolio may lend its portfolio securities to generate additional income.

Principal Risks

Because the value of your investment in the Portfolio will fluctuate, there is the risk that you will lose money. An investment in the Portfolio is not a deposit of a bank and is not insured or guaranteed by the Federal Deposit Insurance Corporation or any other government agency. The following is a description of principal risks of investing in the Portfolio.

Equity Market Risk: Even a long-term investment approach cannot guarantee a profit. Economic, market, environmental, political, and issuer-specific conditions and events will cause the value of equity securities, and a fund that owns them, to rise or fall. Stock markets are volatile, with periods of rising prices and periods of falling prices.

Small and Mid-Cap Company Risk: Securities of small and mid-cap companies are often less liquid than those of large companies and this could make it difficult to sell a small or mid-cap company security at a desired time or price. As a result, small and mid-cap company stocks may fluctuate relatively more in price. In general, small and mid-capitalization companies are also more vulnerable than larger companies to adverse business or economic developments and they may have more limited resources.

Foreign Securities and Currencies Risk: Foreign securities prices may decline or fluctuate because of: (a) economic or political actions of foreign governments, and/or (b) less regulated or liquid securities markets. Investors holding these securities may also be exposed to foreign currency risk (the possibility that foreign currency will fluctuate in value against the U.S. dollar or that a foreign government will convert, or be forced to convert, its currency to another currency, changing its value against the U.S. dollar). The Portfolio does not hedge foreign currency risk.

Foreign issuers may not be subject to uniform accounting, auditing and financial reporting standards and there may be less reliable and publicly available financial and other information about such issuers, as compared to U.S. issuers. A fund may have greater difficulty voting proxies, exercising shareholder rights, securing dividends and/or interest and obtaining information regarding corporate actions on a timely basis, pursuing legal remedies, and obtaining judgments with respect to foreign investments in foreign courts than with respect to domestic issuers in U.S. courts.

Depository receipts are generally subject to the same risks as the foreign securities that they evidence or into which they may be converted. In addition, the underlying issuers of certain depository receipts, particularly unsponsored or unregistered depository receipts, are under no obligation to distribute shareholder communications to the holders of such receipts, or to pass through to them any voting rights with respect to the deposited securities. Depository receipts that are not sponsored by the issuer may be less liquid and there may be less readily available public information about the issuer.

Geographic Focus Risk: If a fund focuses its investments in securities of issuers located in a particular country or region, the fund may be subjected, to a greater extent than if its investments were less focused, to the risks of volatile economic cycles and/or conditions and developments that may be particular to that country or region, such as: adverse securities markets; adverse exchange rates; adverse social, political, regulatory, economic, business, environmental or other developments; or natural disasters.

Profitability Investment Risk: High relative profitability stocks may perform differently from the market as a whole and an investment strategy purchasing these securities may cause a fund to at times underperform equity funds that use other investment strategies.

Value Investment Risk: Value stocks may perform differently from the market as a whole and an investment strategy purchasing these securities may cause a fund to at times underperform equity funds that use other investment strategies. Value stocks can react differently to political, economic, and industry developments than the market as a whole and other types of stocks. Value stocks also may underperform the market for long periods of time.

Derivatives Risk: Derivatives are instruments, such as futures contracts, and options thereon, and foreign currency forward contracts, whose value is derived from that of other assets, rates or indices. The use of derivatives for non-hedging purposes may be considered to carry more risk than other types of investments. When a fund uses derivatives, the fund will be directly exposed to the risks of those derivatives. Derivative instruments are subject to a number of risks including counterparty, settlement, liquidity, interest rate, market, credit and management risks, as well as difficulties with respect to valuation. Changes in the value of a derivative may not correlate perfectly with the underlying asset, rate or index, and a fund could lose more than the principal amount invested.

Securities Lending Risk: Securities lending involves the risk that the borrower may fail to return the securities in a timely manner or at all. As a result, a fund may lose money and there may be a delay in recovering the loaned securities. A fund could also lose money if it does not recover the securities and/or the value of the collateral falls,

including the value of investments made with cash collateral. Securities lending also may have certain adverse tax consequences.

Operational Risk: Operational risks include human error, changes in personnel, system changes, faults in communication, and failures in systems, technology, or processes, and the use of artificial intelligence and machine learning (“AI”). Various operational events or circumstances are outside a fund’s or its advisor’s control, including instances at third parties. A fund and its advisor seek to reduce these operational risks through controls and procedures. However, measures that seek to reduce these operational risks through controls and procedures may not address every possible risk and may be inadequate to address these risks.

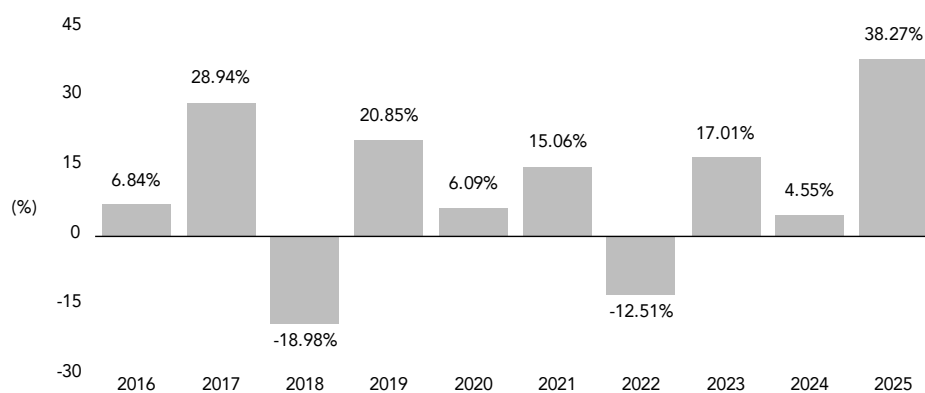
Cyber Security Risk: A fund and its service providers’ use of internet, technology and information systems may expose the fund to potential risks linked to cyber security breaches of those technological or information systems. Cyber security breaches, amongst other things, could allow an unauthorized party to gain access to proprietary information, customer data, or fund assets, or cause the fund and/or its service providers to suffer data corruption or lose operational functionality.

Performance

The bar chart and table immediately following illustrate the variability of the Portfolio’s returns and are meant to provide some indication of the risks of investing in the Portfolio. The bar chart shows the changes in the Portfolio’s performance from year to year. The table illustrates how annualized returns for certain periods, both before and after taxes, compare with those of a broad measure of market performance. The Portfolio’s past performance (before and after taxes) is not an indication of future results. Updated performance information for the Portfolio can be obtained by visiting <https://www.dimensional.com/us-en/funds>.

The after-tax returns presented in the table for the Portfolio are calculated using the historical highest individual federal marginal income tax rates and do not reflect the impact of state and local taxes. Actual after-tax returns depend on an investor’s tax situation and may differ from those shown in the table. In addition, the after-tax returns shown are not relevant to investors who hold shares of the Portfolio through tax-advantaged arrangements, such as 401(k) plans or individual retirement accounts.

International Vector Equity Portfolio Institutional Class Shares —Total Returns



January 2016-December 2025

Highest Quarter	Lowest Quarter
19.65% 2020, Q2	-30.27% 2020, Q1

Annualized Returns (%)

Periods ended December 31, 2025

	1 Year	5 Years	10 Years
International Vector Equity Portfolio			
Return Before Taxes	38.27%	11.23%	9.32%
Return After Taxes on Distributions	37.19%	10.33%	8.45%
Return After Taxes on Distributions and Sale of Portfolio Shares	23.38%	8.76%	7.40%
MSCI World ex USA Index (net dividends)			
(reflects no deduction for fees, expenses or taxes on sales)	31.85%	9.46%	8.55%

Investment Advisor/Portfolio Management

Dimensional Fund Advisors LP serves as the investment advisor for the Portfolio. Dimensional Fund Advisors Ltd. and DFA Australia Limited serve as the sub-advisors for the Portfolio. The following individuals are responsible for leading the day-to-day management of the Portfolio:

- **Jed S. Fogdall**, Global Head of Portfolio Management, Chairman of the Investment Committee, Vice President, and Senior Portfolio Manager of the Advisor, has been a portfolio manager of the Portfolio since 2010.
- **Allen Pu**, Deputy Head of Portfolio Management, North America, member of the Investment Committee, Vice President, and Senior Portfolio Manager of the Advisor, has been a portfolio manager of the Portfolio since 2015.
- **Mary T. Phillips**, Deputy Head of Portfolio Management, North America, member of the Investment Committee, Vice President, and Senior Portfolio Manager of the Advisor, has been a portfolio manager of the Portfolio since 2017.
- **William B. Collins-Dean**, Vice President and Senior Portfolio Manager of the Advisor, has been a portfolio manager of the Portfolio since 2019.

Purchase and Redemption of Fund Shares

Investors may purchase or redeem shares of the Portfolio on each day that the New York Stock Exchange is scheduled to be open for business by first contacting the Portfolio's transfer agent at (888) 576-1167. Shareholders that invest in the Portfolio through a financial intermediary should contact their financial intermediary regarding purchase and redemption procedures. The Portfolio generally is available for investment only by institutional clients, clients of registered investment advisors, clients of financial institutions and a limited number of certain other investors as approved from time to time by the Advisor. All investments are subject to approval of the Advisor.

Tax Information

The dividends and distributions you receive from the Portfolio are taxable and generally will be taxed as ordinary income, capital gains, or some combination of both, unless you are investing through a tax-advantaged arrangement, such as a 401(k) plan or an individual retirement account, in which case distributions may be taxed as ordinary income when withdrawn from the plan or account.

Payments to Financial Intermediaries

If you purchase the Portfolio through a broker-dealer or other financial intermediary (such as a bank), the Portfolio and its related companies may pay the intermediary for the sale of the Portfolio shares and/or related services. These payments may create a conflict of interest by influencing the financial intermediary to recommend the Portfolio over another investment. Ask your financial advisor or visit your financial intermediary's website for more information.

International High Relative Profitability Portfolio

Investment Objective

The investment objective of the International High Relative Profitability Portfolio (the "Portfolio") is to achieve long-term capital appreciation.

Fees and Expenses of the Portfolio

This table describes the fees and expenses you may pay if you buy, hold or sell shares of the Portfolio. **You may pay other fees, such as brokerage commissions and other fees to financial intermediaries, which are not reflected in the table and Example below.**

Shareholder Fees (fees paid directly from your investment): None

Annual Fund Operating Expenses (expenses that you pay each year as a percentage of the value of your investment)

Management Fee	0.25%
Other Expenses	0.05%
Total Annual Fund Operating Expenses	0.30%
Fee Waiver and/or Expense Reimbursement ¹	0.01%
Total Annual Fund Operating Expenses After Fee Waiver and/or Expense Reimbursement	0.29%

¹ Dimensional Fund Advisors LP (the "Advisor") has agreed to waive certain fees and in certain instances, assume certain expenses of the Portfolio. The Fee Waiver and/or Expense Assumption Agreement for the Portfolio will remain in effect through February 28, 2027, and may only be terminated by the Fund's Board of Directors prior to that date. Under certain circumstances, the Advisor retains the right to seek reimbursement for any fees previously waived and/or expenses previously assumed up to thirty-six months after such fee waiver and/or expense assumption.

EXAMPLE

This Example is meant to help you compare the cost of investing in the Portfolio with the cost of investing in other funds. The Example assumes that you invest \$10,000 in the Portfolio for the time periods indicated. The Example also assumes that your investment has a 5% return each year and that the Portfolio's operating expenses remain the same. The costs for the Portfolio reflect the net expenses of the Portfolio that result from the contractual expense waiver in the first year only. Although your actual costs may be higher or lower, based on these assumptions your costs whether you redeem or hold your shares would be:

1 Year	3 Years	5 Years	10 Years
\$30	\$95	\$168	\$380

PORTFOLIO TURNOVER

A fund generally pays transaction costs, such as commissions, when it buys and sells securities (or "turns over" its portfolio). A higher portfolio turnover may indicate higher transaction costs and may result in higher taxes when fund shares are held in a taxable account. These costs, which are not reflected in Annual Fund Operating Expenses or in the Example, affect the Portfolio's performance. During the most recent fiscal year, the Portfolio's portfolio turnover rate was 14% of the average value of its investment portfolio.

Principal Investment Strategies

To achieve the International High Relative Profitability Portfolio's investment objective, Dimensional Fund Advisors LP (the "Advisor") implements an integrated investment approach that combines research, portfolio design, portfolio management, and trading functions. As further described below, the Portfolio's design emphasizes long-term drivers of expected returns identified by the Advisor's research, while balancing risk through broad diversification across companies, sectors, and countries. The Advisor's portfolio management and trading processes further balance those long-term drivers of expected returns with shorter-term drivers of expected returns and trading costs.

The International High Relative Profitability Portfolio is designed to purchase securities of large non-U.S. companies that the Advisor determines to have high profitability relative to other large capitalization companies in the same country or region, at the time of purchase. An equity issuer is considered to have high profitability because it has high earnings or profits from operations in relation to its book value or assets. The Portfolio may emphasize certain stocks, including smaller capitalization companies, lower relative price stocks, and/or higher profitability stocks as compared to their representation in the large-cap high profitability segments of developed non-U.S. markets. The Portfolio's increased exposure to such stocks may be achieved by overweighting and/or underweighting eligible stocks based on their market capitalization, relative price, and/or profitability characteristics. An equity issuer is considered to have a low relative price (i.e., a value stock) primarily because it has a low price in relation to its book value. In assessing relative price, the Advisor may consider additional factors such as price to cash flow or price to earnings ratios. The criteria the Advisor uses for assessing relative price and profitability are subject to change from time to time.

The International High Relative Profitability Portfolio intends to purchase securities of large non-U.S. companies associated with developed market countries that the Advisor has designated as approved markets. As a non-fundamental policy, under normal circumstances, the Portfolio will invest at least 80% of its net assets in securities of companies in the particular non-U.S. markets in which the Portfolio invests. The Advisor determines the minimum market capitalization of a large company with respect to each country or region in which the Portfolio invests. Based on market capitalization data as of December 31, 2025, the market capitalization of a large company in any country or region in which the Portfolio invests would be \$1,852 million or above. This threshold will change due to market conditions.

The Advisor may also increase or reduce the International High Relative Profitability Portfolio's exposure to an eligible company, or exclude a company, based on shorter-term considerations, such as a company's price momentum and short-run reversals. In addition, the Advisor seeks to reduce trading costs using a flexible trading approach that looks for opportunities to participate in the available market liquidity, while managing turnover and explicit transaction costs.

The International High Relative Profitability Portfolio may gain exposure to companies in an approved market by purchasing equity securities in the form of depositary receipts, which may be listed or traded outside the issuer's domicile country. The Portfolio also may purchase or sell futures contracts and options on futures contracts for foreign or U.S. equity securities and indices to increase or decrease equity market exposure based on actual or expected cash inflows to or outflows from the Portfolio. Because many of the Portfolio's investments may be denominated in foreign currencies, the Portfolio may enter into foreign currency exchange transactions, including foreign currency forward contracts, in connection with the settlement of foreign securities or to transfer cash balances from one currency to another currency. The Portfolio may invest in exchange-traded funds ("ETFs") for the purpose of gaining exposure to the equity markets while maintaining liquidity.

The International High Relative Profitability Portfolio may lend its portfolio securities to generate additional income.

Principal Risks

Because the value of your investment in the Portfolio will fluctuate, there is the risk that you will lose money. An investment in the Portfolio is not a deposit of a bank and is not insured or guaranteed by the Federal Deposit Insurance Corporation or any other government agency. The following is a description of principal risks of investing in the Portfolio.

Foreign Securities and Currencies Risk: Foreign securities prices may decline or fluctuate because of: (a) economic or political actions of foreign governments, and/or (b) less regulated or liquid securities markets. Investors holding these securities may also be exposed to foreign currency risk (the possibility that foreign currency will fluctuate in value against the U.S. dollar or that a foreign government will convert, or be forced to convert, its currency to another currency, changing its value against the U.S. dollar). The Portfolio does not hedge foreign currency risk.

Foreign issuers may not be subject to uniform accounting, auditing and financial reporting standards and there may be less reliable and publicly available financial and other information about such issuers, as compared to U.S. issuers. A fund may have greater difficulty voting proxies, exercising shareholder rights, securing dividends and/or interest and obtaining information regarding corporate actions on a timely basis, pursuing legal remedies, and obtaining judgments with respect to foreign investments in foreign courts than with respect to domestic issuers in U.S. courts.

Depository receipts are generally subject to the same risks as the foreign securities that they evidence or into which they may be converted. In addition, the underlying issuers of certain depository receipts, particularly unsponsored or unregistered depository receipts, are under no obligation to distribute shareholder communications to the holders of such receipts, or to pass through to them any voting rights with respect to the deposited securities. Depository receipts that are not sponsored by the issuer may be less liquid and there may be less readily available public information about the issuer.

Geographic Focus Risk: If a fund focuses its investments in securities of issuers located in a particular country or region, the fund may be subjected, to a greater extent than if its investments were less focused, to the risks of volatile economic cycles and/or conditions and developments that may be particular to that country or region, such as: adverse securities markets; adverse exchange rates; adverse social, political, regulatory, economic, business, environmental or other developments; or natural disasters.

Equity Market Risk: Even a long-term investment approach cannot guarantee a profit. Economic, market, environmental, political, and issuer-specific conditions and events will cause the value of equity securities, and a fund that owns them, to rise or fall. Stock markets are volatile, with periods of rising prices and periods of falling prices.

Profitability Investment Risk: High relative profitability stocks may perform differently from the market as a whole and an investment strategy purchasing these securities may cause a fund to at times underperform equity funds that use other investment strategies.

Value Investment Risk: Value stocks may perform differently from the market as a whole and an investment strategy purchasing these securities may cause a fund to at times underperform equity funds that use other investment strategies. Value stocks can react differently to political, economic, and industry developments than the market as a whole and other types of stocks. Value stocks also may underperform the market for long periods of time.

Derivatives Risk: Derivatives are instruments, such as futures contracts, and options thereon, and foreign currency forward contracts, whose value is derived from that of other assets, rates or indices. The use of derivatives for non-hedging purposes may be considered to carry more risk than other types of investments. When a fund uses derivatives, the fund will be directly exposed to the risks of those derivatives. Derivative instruments are subject to a number of risks including counterparty, settlement, liquidity, interest rate, market, credit and management risks, as well as difficulties with respect to valuation. Changes in the value of a derivative may not correlate perfectly with the underlying asset, rate or index, and a fund could lose more than the principal amount invested.

Securities Lending Risk: Securities lending involves the risk that the borrower may fail to return the securities in a timely manner or at all. As a result, a fund may lose money and there may be a delay in recovering the loaned securities. A fund could also lose money if it does not recover the securities and/or the value of the collateral falls, including the value of investments made with cash collateral. Securities lending also may have certain adverse tax consequences.

Operational Risk: Operational risks include human error, changes in personnel, system changes, faults in communication, and failures in systems, technology, or processes, and the use of artificial intelligence and machine learning ("AI"). Various operational events or circumstances are outside a fund's or its advisor's control, including instances at third parties. A fund and its advisor seek to reduce these operational risks through controls and

procedures. However, measures that seek to reduce these operational risks through controls and procedures may not address every possible risk and may be inadequate to address these risks.

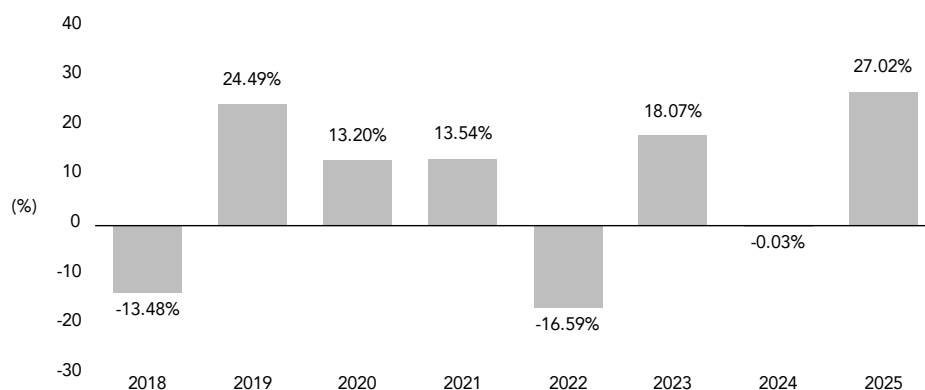
Cyber Security Risk: A fund and its service providers’ use of internet, technology and information systems may expose the fund to potential risks linked to cyber security breaches of those technological or information systems. Cyber security breaches, amongst other things, could allow an unauthorized party to gain access to proprietary information, customer data, or fund assets, or cause the fund and/or its service providers to suffer data corruption or lose operational functionality.

Performance

The bar chart and table immediately following illustrate the variability of the Portfolio’s returns and are meant to provide some indication of the risks of investing in the Portfolio. The bar chart shows the changes in the Portfolio’s performance from year to year. The table illustrates how annualized returns for certain periods, both before and after taxes, compare with those of a broad measure of market performance. The Portfolio’s past performance (before and after taxes) is not an indication of future results. Updated performance information for the Portfolio can be obtained by visiting <https://www.dimensional.com/us-en/funds>.

The after-tax returns presented in the table for the Portfolio are calculated using the historical highest individual federal marginal income tax rates and do not reflect the impact of state and local taxes. Actual after-tax returns depend on an investor’s tax situation and may differ from those shown in the table. In addition, the after-tax returns shown are not relevant to investors who hold shares of the Portfolio through tax-advantaged arrangements, such as 401(k) plans or individual retirement accounts.

International High Relative Profitability Portfolio Institutional Class Shares —Total Returns



January 2018-December 2025
Highest Quarter: 18.60% 2020, Q2
Lowest Quarter: -21.51% 2020, Q1

Annualized Returns (%)
Periods ended December 31, 2025

	1 Year	5 Years	Since Inception
International High Relative Profitability Portfolio			
Return Before Taxes	27.02%	7.26%	7.71% ¹
Return After Taxes on Distributions	26.20%	6.62%	7.18% ¹
Return After Taxes on Distributions and Sale of Portfolio Shares	16.60%	5.65%	6.17% ¹
MSCI World ex USA Index (net dividends)			
(reflects no deduction for fees, expenses or taxes on sales)	31.85%	9.46%	8.14% ¹

¹: Since inception May 16, 2017.

Investment Advisor/Portfolio Management

Dimensional Fund Advisors LP serves as the investment advisor for the Portfolio. Dimensional Fund Advisors Ltd. and DFA Australia Limited serve as the sub-advisors for the Portfolio. The following individuals are responsible for leading the day-to-day management of the Portfolio:

- **Jed S. Fogdall**, Global Head of Portfolio Management, Chairman of the Investment Committee, Vice President, and Senior Portfolio Manager of the Advisor, has been a portfolio manager of the Portfolio since inception (2017).
- **Joel P. Schneider**, Deputy Head of Portfolio Management, North America, member of the Investment Committee, Vice President, and Senior Portfolio Manager of the Advisor, has been a portfolio manager of the Portfolio since 2022.
- **Brendan J. McAndrews**, Vice President and Senior Portfolio Manager of the Advisor, has been a portfolio manager of the Portfolio since 2025.

Purchase and Redemption of Fund Shares

Investors may purchase or redeem shares of the Portfolio on each day that the New York Stock Exchange is scheduled to be open for business by first contacting the Portfolio's transfer agent at (888) 576-1167. Shareholders that invest in the Portfolio through a financial intermediary should contact their financial intermediary regarding purchase and redemption procedures. The Portfolio generally is available for investment only by institutional clients, clients of registered investment advisors, clients of financial institutions and a limited number of certain other investors as approved from time to time by the Advisor. All investments are subject to approval of the Advisor.

Tax Information

The dividends and distributions you receive from the Portfolio are taxable and generally will be taxed as ordinary income, capital gains, or some combination of both, unless you are investing through a tax-advantaged arrangement, such as a 401(k) plan or an individual retirement account, in which case distributions may be taxed as ordinary income when withdrawn from the plan or account.

Payments to Financial Intermediaries

If you purchase the Portfolio through a broker-dealer or other financial intermediary (such as a bank), the Portfolio and its related companies may pay the intermediary for the sale of the Portfolio shares and/or related services. These payments may create a conflict of interest by influencing the financial intermediary to recommend the Portfolio over another investment. Ask your financial advisor or visit your financial intermediary's website for more information.

World ex U.S. Value Portfolio

Investment Objective

The investment objective of the World ex U.S. Value Portfolio (the "Portfolio") is to achieve long-term capital appreciation.

Fees and Expenses of the Portfolio

This table describes the fees and expenses you may pay if you buy, hold or sell shares of the Portfolio. **You may pay other fees, such as brokerage commissions and other fees to financial intermediaries, which are not reflected in the table and Example below.**

Shareholder Fees (fees paid directly from your investment): None

Annual Fund Operating Expenses (expenses that you pay each year as a percentage of the value of your investment)

Management Fee	0.32%
Other Expenses	0.05%
Acquired Fund Fees & Expenses	0.19%
Total Annual Fund Operating Expenses	0.56%
Fee Waiver and/or Expense Reimbursement ¹	0.19%
Total Annual Fund Operating Expenses After Fee Waiver and/or Expense Reimbursement	0.37%

¹ Dimensional Fund Advisors LP (the "Advisor") has agreed to waive certain fees and in certain instances, assume certain expenses of the Portfolio. The Fee Waiver and/or Expense Assumption Agreement for the Portfolio will remain in effect through February 28, 2027, and may only be terminated by the Fund's Board of Directors prior to that date. Under certain circumstances, the Advisor retains the right to seek reimbursement for any fees previously waived and/or expenses previously assumed up to thirty-six months after such fee waiver and/or expense assumption.

EXAMPLE

This Example is meant to help you compare the cost of investing in the Portfolio with the cost of investing in other funds. The Example assumes that you invest \$10,000 in the Portfolio for the time periods indicated. The Example also assumes that your investment has a 5% return each year and that the Portfolio's operating expenses remain the same. The costs for the Portfolio reflect the net expenses of the Portfolio that result from the contractual expense waiver in the first year only. Although your actual costs may be higher or lower, based on these assumptions your costs whether you redeem or hold your shares would be:

1 Year	3 Years	5 Years	10 Years
\$38	\$160	\$294	\$683

PORTFOLIO TURNOVER

A fund generally pays transaction costs, such as commissions, when it buys and sells securities (or "turns over" its portfolio). A higher portfolio turnover may indicate higher transaction costs and may result in higher taxes when fund shares are held in a taxable account. The Portfolio does not pay transaction costs when buying and selling shares of other funds managed by Dimensional Fund Advisors LP (the "Underlying Funds"); however, the Underlying Funds pay transaction costs when buying and selling securities for their portfolio. These costs, which are not reflected in Annual Fund Operating Expenses or in the Example, affect the Portfolio's performance. During the most recent fiscal year, the Portfolio's portfolio turnover rate was 12% based on the weighted average portfolio turnover ratios of each of the Portfolio's underlying investments.

Principal Investment Strategies

To achieve the World ex U.S. Value Portfolio's and the Underlying Funds' investment objectives, Dimensional Fund Advisors LP (the "Advisor") implements an integrated investment approach that combines research, portfolio design, portfolio management, and trading functions. As further described below, the Portfolio's and the Underlying Funds' designs emphasize long-term drivers of expected returns identified by the Advisor's research, while balancing risk through broad diversification across companies, sectors, and countries. The Advisor's portfolio management and trading processes further balance those long-term drivers of expected returns with shorter-term drivers of expected returns and trading costs.

The World ex U.S. Value Portfolio seeks to achieve its investment objective through exposure to a broad portfolio of securities of non-U.S. companies associated with countries with developed and emerging markets, which may include frontier markets (emerging market countries in an earlier stage of development), that the Advisor believes to be lower relative price stocks at the time of purchase. To achieve this exposure, the Advisor will currently generally purchase shares of The DFA International Value Series (the "DFA International Value Series"), DFA International Small Cap Value Portfolio, and Dimensional Emerging Markets Value Fund (the "Underlying Funds"), which are other funds managed by the Advisor. Periodically, the Advisor will review the allocations for the Portfolio in each Underlying Fund and may adjust allocations to the Underlying Funds or may add or remove Underlying Funds in the Portfolio without notice to shareholders. In addition to, or in place of, investments in the Underlying Funds, the Portfolio also is permitted to invest directly in the same types of securities of companies that are described in this Prospectus as eligible investments for the Underlying Funds. An equity issuer is considered to have a low relative price (i.e., a value stock) primarily because it has a low price in relation to its book value. In assessing relative price, the Advisor may consider additional factors such as price to cash flow or price to earnings ratios. The Advisor may consider the relative market capitalization weighting of developed and emerging markets within the universe of eligible securities when allocating Portfolio investments among the Underlying Funds or securities.

The DFA International Value Series invests in large lower relative price companies associated with developed market countries and the DFA International Small Cap Value Portfolio invests in small lower relative price companies associated with developed market countries. Generally, the Advisor determines if a company is large or small based on its market capitalization. A company's market capitalization is the number of its shares outstanding times its price per share. Under a market capitalization weighted approach, companies with higher market capitalizations generally represent a larger proportion of an Underlying Fund than companies with relatively lower market capitalizations. The Dimensional Emerging Markets Value Fund may purchase securities of lower relative price companies associated with emerging markets, including frontier markets, across all market capitalizations. With respect to each Underlying Fund, the Advisor may limit or fix the Underlying Fund's exposure to a particular country, region or issuer. The Portfolio and Underlying Funds may emphasize certain stocks, including smaller capitalization companies, lower relative price stocks, and/or higher profitability stocks as compared to their representation in the countries and/or regions in which the Portfolio and/or Underlying Funds are authorized to invest. An equity issuer is considered to have high profitability because it has high earnings or profits from operations in relation to its book value or assets. The criteria the Advisor uses for assessing relative price and profitability are subject to change from time to time.

The World ex U.S. Value Portfolio and each Underlying Fund intend to purchase securities of companies associated with countries that the Advisor has identified as approved markets for investment for such Portfolio or Underlying Fund. As a non-fundamental policy, under normal circumstances, at least 80% of the Portfolio's net assets will be invested directly, or indirectly through its investment in the Underlying Funds, in securities of non-U.S. companies. The Portfolio, directly or indirectly through its investment in the Underlying Funds, intends to invest its assets to gain exposure to at least three different countries, excluding the United States.

The Advisor may also increase or reduce the World ex U.S. Value Portfolio's and/or Underlying Funds' exposure to an eligible company, or exclude a company, based on shorter-term considerations, such as a company's price momentum, short-run reversals, and investment characteristics. In assessing a company's investment characteristics, the Advisor considers ratios such as recent changes in assets divided by total assets. The criteria the Advisor uses for assessing a company's investment characteristics are subject to change from time to time. In addition, the Advisor seeks to reduce trading costs using a flexible trading approach that looks for opportunities to participate in the available market liquidity, while managing turnover and explicit transaction costs.

The World ex U.S. Value Portfolio and Underlying Funds may gain exposure to companies associated with approved markets by purchasing equity securities in the form of depositary receipts which may be domiciled or traded outside the issuer's domicile country.

The World ex U.S. Value Portfolio and each Underlying Fund may purchase or sell futures contracts and options on futures contracts for equity securities and indices to increase or decrease equity market exposure based on actual or expected cash inflows to or outflows from the Portfolio or Underlying Fund. Because many of the Portfolio's and Underlying Funds' investments may be denominated in foreign currencies, the Portfolio and each Underlying Fund may enter into foreign currency exchange transactions, including foreign currency forward contracts, in connection with the settlement of foreign securities or to transfer cash balances from one currency to another currency.

The World ex U.S. Value Portfolio and Underlying Funds may lend their portfolio securities to generate additional income.

A summary of the investment strategies and policies of the Underlying Funds in which the World ex U.S. Value Portfolio invests as of the date of this Prospectus (other than the Underlying Funds that are included elsewhere in the Portfolio's Prospectus) is described in the Portfolio's Prospectus in the section entitled "**ADDITIONAL INFORMATION ON INVESTMENT OBJECTIVES AND POLICIES**".

Principal Risks

Because the value of your investment in the Portfolio will fluctuate, there is the risk that you will lose money. An investment in the Portfolio is not a deposit of a bank and is not insured or guaranteed by the Federal Deposit Insurance Corporation or any other government agency. The following is a description of principal risks of investing in the Portfolio.

Fund of Funds Risk: The investment performance of a fund of funds is affected by the investment performance of the underlying funds in which the fund of funds invests. The ability of a fund of funds to achieve its investment objective depends on the ability of the underlying funds to meet their investment objectives and on the Advisor's decisions regarding the allocation of a fund of funds' assets among the underlying funds. A fund of funds may allocate assets to an underlying fund or asset class that underperforms other funds or asset classes. There can be no assurance that the investment objective of a fund of funds or any underlying fund will be achieved. Through its investments in the underlying funds, a fund of funds is subject to the risks of the underlying funds' investments. When a fund of funds invests in underlying funds, investors are exposed to a proportionate share of the expenses of those underlying funds in addition to the expenses of a fund of funds. Certain risks of the Underlying Funds' investments that are principal risks of investing in the Portfolio are described below.

Equity Market Risk: Even a long-term investment approach cannot guarantee a profit. Economic, market, environmental, political, and issuer-specific conditions and events will cause the value of equity securities, and a fund that owns them, to rise or fall. Stock markets are volatile, with periods of rising prices and periods of falling prices.

Foreign Securities and Currencies Risk: Foreign securities prices may decline or fluctuate because of: (a) economic or political actions of foreign governments, and/or (b) less regulated or liquid securities markets. Investors holding these securities may also be exposed to foreign currency risk (the possibility that foreign currency will fluctuate in value against the U.S. dollar or that a foreign government will convert, or be forced to convert, its currency to another currency, changing its value against the U.S. dollar). The Underlying Funds do not hedge foreign currency risk.

Foreign issuers may not be subject to uniform accounting, auditing and financial reporting standards and there may be less reliable and publicly available financial and other information about such issuers, as compared to U.S. issuers. A fund may have greater difficulty voting proxies, exercising shareholder rights, securing dividends and/or interest and obtaining information regarding corporate actions on a timely basis, pursuing legal remedies, and obtaining judgments with respect to foreign investments in foreign courts than with respect to domestic issuers in U.S. courts.

Depository receipts are generally subject to the same risks as the foreign securities that they evidence or into which they may be converted. In addition, the underlying issuers of certain depository receipts, particularly unsponsored or unregistered depository receipts, are under no obligation to distribute shareholder communications to the holders of such receipts, or to pass through to them any voting rights with respect to the deposited securities. Depository receipts that are not sponsored by the issuer may be less liquid and there may be less readily available public information about the issuer.

Small and Mid-Cap Company Risk: Securities of small and mid-cap companies are often less liquid than those of large companies and this could make it difficult to sell a small or mid-cap company security at a desired time or price. As a result, small and mid-cap company stocks may fluctuate relatively more in price. In general, small and mid-capitalization companies are also more vulnerable than larger companies to adverse business or economic developments and they may have more limited resources.

Value Investment Risk: Value stocks may perform differently from the market as a whole and an investment strategy purchasing these securities may cause a fund to at times underperform equity funds that use other investment strategies. Value stocks can react differently to political, economic, and industry developments than the market as a whole and other types of stocks. Value stocks also may underperform the market for long periods of time.

Profitability Investment Risk: High relative profitability stocks may perform differently from the market as a whole and an investment strategy purchasing these securities may cause a fund to at times underperform equity funds that use other investment strategies.

Emerging Markets Risk: Securities of issuers associated with emerging market countries may be subject to higher and additional risks than securities of issuers in developed foreign markets. Numerous emerging market countries have a history of, and continue to experience serious, and potentially continuing, economic and political problems. Stock markets in many emerging market countries are relatively small, expensive to trade in and generally have higher risks than those in developed markets. Securities in emerging markets also may be less liquid than those in developed markets and foreigners are often limited in their ability to invest in, and withdraw assets from, these markets. Additional restrictions may be imposed under other conditions. Frontier market countries generally have smaller economies or less developed capital markets and, as a result, the risks of investing in emerging market countries are magnified in frontier market countries.

China Investments Risk: There are special risks associated with investments in China, Hong Kong, and Taiwan. China, Hong Kong, and Taiwan are highly interconnected and interdependent, with relationships built on trade, finance, culture, and politics. Despite prior economic and trade reforms and the prior expansion of private ownership of companies in certain sectors, the Chinese government still exercises substantial influence over many aspects of the private sector and may own or control many companies, including by embedding Chinese Communist Party or People's Armed Forces Department personnel in Chinese companies. In addition, the Chinese government continues to maintain a major role in economic policy making and may alter or discontinue economic or trade reforms at any time. Investing in China involves risks of losses due to expropriation, nationalization, confiscation of assets and property, and the imposition of restrictions on foreign investments and on repatriation of capital invested.

Investments in China, Hong Kong, and Taiwan are also subject to the risk of escalating tensions and deteriorating relations with the U.S. as economic and strategic competition between the U.S. and China intensifies, which could result in further tariffs, trade restrictions, sanctions, or other actions that adversely impact the value of such investments. A reduction in spending on Chinese products and services, supply chain diversification or the institution of additional tariffs or other trade barriers, including as a result of heightened trade tensions between China and the United States may also have an adverse impact on the Chinese economy. In addition, investments in Taiwan could be adversely affected by its political and economic relationship with China. Certain securities issued by companies located or operating in China, such as China A-shares, are also subject to trading restrictions, quota limitations and less market liquidity, which could pose risks to a fund investing in such securities. In addition, investments in special structures that utilize contractual arrangements to provide exposure to certain Chinese companies, known as variable interest entities ("VIEs"), that operate in sectors in which China restricts and/or prohibits foreign investments may present additional risks. The Chinese government's acceptance of the VIE structure is evolving. It is uncertain whether Chinese officials and regulators will withdraw their acceptance of the structure generally, or with respect to certain industries, or whether Chinese courts or arbitration bodies would

decline to enforce the contractual rights of foreign investors, each of which would likely have significant, detrimental, and possibly permanent losses on the value of such investments.

Derivatives Risk: Derivatives are instruments, such as futures contracts, and options thereon, and foreign currency forward contracts, whose value is derived from that of other assets, rates or indices. The use of derivatives for non-hedging purposes may be considered to carry more risk than other types of investments. When a fund uses derivatives, the fund will be directly exposed to the risks of those derivatives. Derivative instruments are subject to a number of risks including counterparty, settlement, liquidity, interest rate, market, credit and management risks, as well as difficulties with respect to valuation. Changes in the value of a derivative may not correlate perfectly with the underlying asset, rate or index, and a fund could lose more than the principal amount invested.

Securities Lending Risk: Securities lending involves the risk that the borrower may fail to return the securities in a timely manner or at all. As a result, a fund may lose money and there may be a delay in recovering the loaned securities. A fund could also lose money if it does not recover the securities and/or the value of the collateral falls, including the value of investments made with cash collateral. Securities lending also may have certain adverse tax consequences.

Operational Risk: Operational risks include human error, changes in personnel, system changes, faults in communication, and failures in systems, technology, or processes, and the use of artificial intelligence and machine learning ("AI"). Various operational events or circumstances are outside a fund's or its advisor's control, including instances at third parties. A fund and its advisor seek to reduce these operational risks through controls and procedures. However, measures that seek to reduce these operational risks through controls and procedures may not address every possible risk and may be inadequate to address these risks.

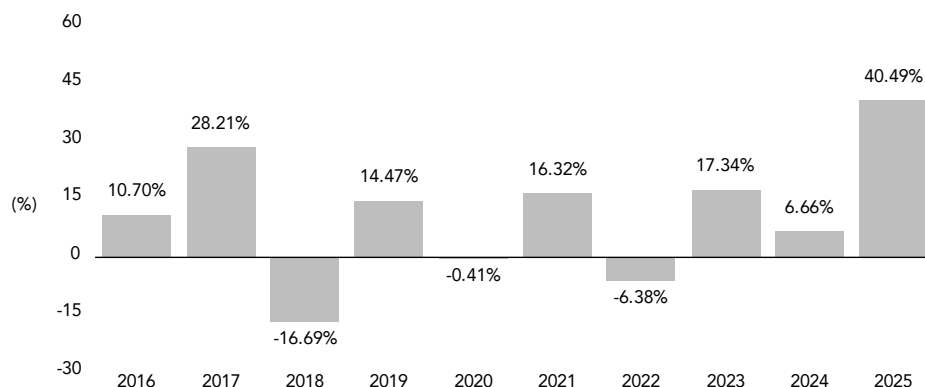
Cyber Security Risk: A fund and its service providers' use of internet, technology and information systems may expose the fund to potential risks linked to cyber security breaches of those technological or information systems. Cyber security breaches, amongst other things, could allow an unauthorized party to gain access to proprietary information, customer data, or fund assets, or cause the fund and/or its service providers to suffer data corruption or lose operational functionality.

Performance

The bar chart and table immediately following illustrate the variability of the Portfolio's returns and are meant to provide some indication of the risks of investing in the Portfolio. The bar chart shows the changes in the Portfolio's performance from year to year. The table illustrates how annualized returns for certain periods, both before and after taxes, compare with those of a broad measure of market performance. The table also includes the performance of an additional index with a similar investment universe as the Portfolio. The Portfolio's past performance (before and after taxes) is not an indication of future results. Updated performance information for the Portfolio can be obtained by visiting <https://www.dimensional.com/us-en/funds>.

The after-tax returns presented in the table for the Portfolio are calculated using the historical highest individual federal marginal income tax rates and do not reflect the impact of state and local taxes. Actual after-tax returns depend on an investor's tax situation and may differ from those shown in the table. In addition, the after-tax returns shown are not relevant to investors who hold shares of the Portfolio through tax-advantaged arrangements, such as 401(k) plans or individual retirement accounts.

World ex U.S. Value Portfolio Institutional Class Shares —Total Returns



January 2016-December 2025

Highest Quarter
21.68% 2020, Q4

Lowest Quarter
-32.09% 2020, Q1

Annualized Returns (%)

Periods ended December 31, 2025

	1 Year	5 Years	10 Years
World ex U.S. Value Portfolio			
Return Before Taxes	40.49%	13.87%	9.95%
Return After Taxes on Distributions	39.03%	12.79%	8.97%
Return After Taxes on Distributions and Sale of Portfolio Shares	24.66%	10.87%	7.87%
MSCI All Country World ex USA IMI Value Index (net dividends)			
(reflects no deduction for fees, expenses or taxes on sales)	38.51%	11.55%	8.73%
MSCI All Country World ex USA IMI Index (net dividends)			
(reflects no deduction for fees, expenses or taxes on sales)	31.96%	7.77%	8.37%

Investment Advisor/Portfolio Management

Dimensional Fund Advisors LP serves as the investment advisor for the Portfolio. Dimensional Fund Advisors Ltd. and DFA Australia Limited serve as the sub-advisors for the Portfolio. The following individuals are responsible for leading the day-to-day management of the Portfolio:

- **Jed S. Fogdall**, Global Head of Portfolio Management, Chairman of the Investment Committee, Vice President, and Senior Portfolio Manager of the Advisor, has been a portfolio manager of the Portfolio since inception (2010).
- **Allen Pu**, Deputy Head of Portfolio Management, North America, member of the Investment Committee, Vice President, and Senior Portfolio Manager of the Advisor, has been a portfolio manager of the Portfolio since 2017.
- **Ashish P. Bhagwanjee**, Vice President and Senior Portfolio Manager of the Advisor, has been a portfolio manager of the Portfolio since 2022.

Purchase and Redemption of Fund Shares

Investors may purchase or redeem shares of the Portfolio on each day that the New York Stock Exchange is scheduled to be open for business by first contacting the Portfolio's transfer agent at (888) 576-1167. Shareholders that invest in the Portfolio through a financial intermediary should contact their financial intermediary regarding purchase and redemption procedures. The Portfolio generally is available for investment only by institutional clients, clients of registered investment advisors, clients of financial institutions and a limited number of certain other investors as approved from time to time by the Advisor. All investments are subject to approval of the Advisor.

Tax Information

The dividends and distributions you receive from the Portfolio are taxable and generally will be taxed as ordinary income, capital gains, or some combination of both, unless you are investing through a tax-advantaged arrangement, such as a 401(k) plan or an individual retirement account, in which case distributions may be taxed as ordinary income when withdrawn from the plan or account.

Payments to Financial Intermediaries

If you purchase the Portfolio through a broker-dealer or other financial intermediary (such as a bank), the Portfolio and its related companies may pay the intermediary for the sale of the Portfolio shares and/or related services. These payments may create a conflict of interest by influencing the financial intermediary to recommend the Portfolio over another investment. Ask your financial advisor or visit your financial intermediary's website for more information.

World ex U.S. Core Equity Portfolio

Investment Objective

The investment objective of the World ex U.S. Core Equity Portfolio (the "Portfolio") is to achieve long-term capital appreciation.

Fees and Expenses of the Portfolio

This table describes the fees and expenses you may pay if you buy, hold or sell shares of the Portfolio. **You may pay other fees, such as brokerage commissions and other fees to financial intermediaries, which are not reflected in the table and Example below.**

Shareholder Fees (fees paid directly from your investment): None

Annual Fund Operating Expenses (expenses that you pay each year as a percentage of the value of your investment)

Management Fee	0.25%
Other Expenses	0.05%
Total Annual Fund Operating Expenses	0.30%

EXAMPLE

This Example is meant to help you compare the cost of investing in the Portfolio with the cost of investing in other funds. The Example assumes that you invest \$10,000 in the Portfolio for the time periods indicated. The Example also assumes that your investment has a 5% return each year and that the Portfolio's operating expenses remain the same. Although your actual costs may be higher or lower, based on these assumptions your costs whether you redeem or hold your shares would be:

1 Year	3 Years	5 Years	10 Years
\$31	\$97	\$169	\$381

PORTFOLIO TURNOVER

A fund generally pays transaction costs, such as commissions, when it buys and sells securities (or "turns over" its portfolio). A higher portfolio turnover may indicate higher transaction costs and may result in higher taxes when fund shares are held in a taxable account. These costs, which are not reflected in Annual Fund Operating Expenses or in the Example, affect the Portfolio's performance. During the most recent fiscal year, the Portfolio's portfolio turnover rate was 8% of the average value of its investment portfolio.

Principal Investment Strategies

To achieve the World ex U.S. Core Equity Portfolio's investment objective, Dimensional Fund Advisors LP (the "Advisor") implements an integrated investment approach that combines research, portfolio design, portfolio management, and trading functions. As further described below, the Portfolio's design emphasizes long-term drivers of expected returns identified by the Advisor's research, while balancing risk through broad diversification across companies, sectors, and countries. The Advisor's portfolio management and trading processes further balance those long-term drivers of expected returns with shorter-term drivers of expected returns and trading costs.

The World ex U.S. Core Equity Portfolio is designed to provide exposure to a broad and diverse group of equity securities within a market capitalization weighted universe (e.g., the larger the company, the greater the proportion of the universe it represents) of non-U.S. companies associated with countries with developed and emerging

markets that have been authorized for investment by the Advisor's Investment Committee (the "non-U.S. Universe"). The Portfolio invests in companies of all sizes, with meaningfully increased exposure to smaller capitalization, lower relative price, and higher profitability companies as compared to their representation in the non-U.S. Universe. The Portfolio's meaningfully increased exposure to smaller capitalization, lower relative price, and higher profitability companies may be achieved by decreasing the allocation of the Portfolio's assets to larger capitalization, higher relative price, or lower profitability companies relative to their weight in the non-U.S. Universe. An equity issuer is considered to have a high relative price (i.e., a growth stock) primarily because it has a high price in relation to its book value. An equity issuer is considered to have a low relative price (i.e., a value stock) primarily because it has a low price in relation to its book value. In assessing relative price, the Advisor may consider additional factors such as price to cash flow or price to earnings ratios. An equity issuer is considered to have high profitability because it has high earnings or profits from operations in relation to its book value or assets. The criteria the Advisor uses for assessing relative price and profitability are subject to change from time to time. The Advisor determines company size on a country or region specific basis and based primarily on market capitalization. As a non-fundamental policy, under normal circumstances, the Portfolio will invest at least 80% of its net assets in non-U.S. equity securities and/or investments that provide exposure to non-U.S. securities. The Portfolio intends to invest its assets to gain exposure to at least three different countries, excluding the United States.

The Advisor may also increase or reduce the World ex U.S. Core Equity Portfolio's exposure to an eligible company, or exclude a company, based on shorter-term considerations, such as a company's price momentum, short-run reversals, and investment characteristics. In assessing a company's investment characteristics, the Advisor considers ratios such as recent changes in assets divided by total assets. The criteria the Advisor uses for assessing a company's investment characteristics are subject to change from time to time. In addition, the Advisor seeks to reduce trading costs using a flexible trading approach that looks for opportunities to participate in the available market liquidity, while managing turnover and explicit transaction costs.

The World ex U.S. Core Equity Portfolio may gain exposure to companies associated with approved markets by purchasing equity securities in the form of depository receipts, which may be listed or traded outside the issuer's domicile country. The Portfolio may also invest in China A-shares (equity securities of companies listed in China) and variable interest entities (special structures that utilize contractual arrangements to provide exposure to certain Chinese companies). The Portfolio may purchase or sell futures contracts and options on futures contracts for foreign or U.S. equity securities and indices to increase or decrease equity market exposure based on actual or expected cash inflows to or outflows from the Portfolio. Because many of the Portfolio's investments may be denominated in foreign currencies, the Portfolio may enter into foreign currency exchange transactions, including foreign currency forward contracts, in connection with the settlement of foreign securities or to transfer cash balances from one currency to another currency.

The World ex U.S. Core Equity Portfolio may lend its portfolio securities to generate additional income.

Principal Risks

Because the value of your investment in the Portfolio will fluctuate, there is the risk that you will lose money. An investment in the Portfolio is not a deposit of a bank and is not insured or guaranteed by the Federal Deposit Insurance Corporation or any other government agency. The following is a description of principal risks of investing in the Portfolio.

Equity Market Risk: Even a long-term investment approach cannot guarantee a profit. Economic, market, environmental, political, and issuer-specific conditions and events will cause the value of equity securities, and a fund that owns them, to rise or fall. Stock markets are volatile, with periods of rising prices and periods of falling prices.

Profitability Investment Risk: High relative profitability stocks may perform differently from the market as a whole and an investment strategy purchasing these securities may cause a fund to at times underperform equity funds that use other investment strategies.

Value Investment Risk: Value stocks may perform differently from the market as a whole and an investment strategy purchasing these securities may cause a fund to at times underperform equity funds that use other investment

strategies. Value stocks can react differently to political, economic, and industry developments than the market as a whole and other types of stocks. Value stocks also may underperform the market for long periods of time.

Small and Mid-Cap Company Risk: Securities of small and mid-cap companies are often less liquid than those of large companies and this could make it difficult to sell a small or mid-cap company security at a desired time or price. As a result, small and mid-cap company stocks may fluctuate relatively more in price. In general, small and mid-capitalization companies are also more vulnerable than larger companies to adverse business or economic developments and they may have more limited resources.

Foreign Securities and Currencies Risk: Foreign securities prices may decline or fluctuate because of: (a) economic or political actions of foreign governments, and/or (b) less regulated or liquid securities markets. Investors holding these securities may also be exposed to foreign currency risk (the possibility that foreign currency will fluctuate in value against the U.S. dollar or that a foreign government will convert, or be forced to convert, its currency to another currency, changing its value against the U.S. dollar). The Portfolio does not hedge foreign currency risk.

Foreign issuers may not be subject to uniform accounting, auditing and financial reporting standards and there may be less reliable and publicly available financial and other information about such issuers, as compared to U.S. issuers. A fund may have greater difficulty voting proxies, exercising shareholder rights, securing dividends and/or interest and obtaining information regarding corporate actions on a timely basis, pursuing legal remedies, and obtaining judgments with respect to foreign investments in foreign courts than with respect to domestic issuers in U.S. courts.

Depository receipts are generally subject to the same risks as the foreign securities that they evidence or into which they may be converted. In addition, the underlying issuers of certain depository receipts, particularly unsponsored or unregistered depository receipts, are under no obligation to distribute shareholder communications to the holders of such receipts, or to pass through to them any voting rights with respect to the deposited securities. Depository receipts that are not sponsored by the issuer may be less liquid and there may be less readily available public information about the issuer.

Emerging Markets Risk: Securities of issuers associated with emerging market countries may be subject to higher and additional risks than securities of issuers in developed foreign markets. Numerous emerging market countries have a history of, and continue to experience serious, and potentially continuing, economic and political problems. Stock markets in many emerging market countries are relatively small, expensive to trade in and generally have higher risks than those in developed markets. Securities in emerging markets also may be less liquid than those in developed markets and foreigners are often limited in their ability to invest in, and withdraw assets from, these markets. Additional restrictions may be imposed under other conditions. Frontier market countries generally have smaller economies or less developed capital markets and, as a result, the risks of investing in emerging market countries are magnified in frontier market countries.

China Investments Risk: There are special risks associated with investments in China, Hong Kong, and Taiwan. China, Hong Kong, and Taiwan are highly interconnected and interdependent, with relationships built on trade, finance, culture, and politics. Despite prior economic and trade reforms and the prior expansion of private ownership of companies in certain sectors, the Chinese government still exercises substantial influence over many aspects of the private sector and may own or control many companies, including by embedding Chinese Communist Party or People's Armed Forces Department personnel in Chinese companies. In addition, the Chinese government continues to maintain a major role in economic policy making and may alter or discontinue economic or trade reforms at any time. Investing in China involves risks of losses due to expropriation, nationalization, confiscation of assets and property, and the imposition of restrictions on foreign investments and on repatriation of capital invested.

Investments in China, Hong Kong, and Taiwan are also subject to the risk of escalating tensions and deteriorating relations with the U.S. as economic and strategic competition between the U.S. and China intensifies, which could result in further tariffs, trade restrictions, sanctions, or other actions that adversely impact the value of such investments. A reduction in spending on Chinese products and services, supply chain diversification or the institution of additional tariffs or other trade barriers, including as a result of heightened trade tensions between China and the United States may also have an adverse impact on the Chinese economy. In addition, investments in Taiwan could be adversely affected by its political and economic relationship with China. Certain securities issued by companies located or operating in China, such as China A-shares, are also subject to trading restrictions, quota

limitations and less market liquidity, which could pose risks to a fund investing in such securities. In addition, investments in special structures that utilize contractual arrangements to provide exposure to certain Chinese companies, known as variable interest entities (“VIEs”), that operate in sectors in which China restricts and/or prohibits foreign investments may present additional risks. The Chinese government’s acceptance of the VIE structure is evolving. It is uncertain whether Chinese officials and regulators will withdraw their acceptance of the structure generally, or with respect to certain industries, or whether Chinese courts or arbitration bodies would decline to enforce the contractual rights of foreign investors, each of which would likely have significant, detrimental, and possibly permanent losses on the value of such investments.

Derivatives Risk: Derivatives are instruments, such as futures contracts, and options thereon, and foreign currency forward contracts, whose value is derived from that of other assets, rates or indices. The use of derivatives for non-hedging purposes may be considered to carry more risk than other types of investments. When a fund uses derivatives, the fund will be directly exposed to the risks of those derivatives. Derivative instruments are subject to a number of risks including counterparty, settlement, liquidity, interest rate, market, credit and management risks, as well as difficulties with respect to valuation. Changes in the value of a derivative may not correlate perfectly with the underlying asset, rate or index, and a fund could lose more than the principal amount invested.

Securities Lending Risk: Securities lending involves the risk that the borrower may fail to return the securities in a timely manner or at all. As a result, a fund may lose money and there may be a delay in recovering the loaned securities. A fund could also lose money if it does not recover the securities and/or the value of the collateral falls, including the value of investments made with cash collateral. Securities lending also may have certain adverse tax consequences.

Operational Risk: Operational risks include human error, changes in personnel, system changes, faults in communication, and failures in systems, technology, or processes, and the use of artificial intelligence and machine learning (“AI”). Various operational events or circumstances are outside a fund’s or its advisor’s control, including instances at third parties. A fund and its advisor seek to reduce these operational risks through controls and procedures. However, measures that seek to reduce these operational risks through controls and procedures may not address every possible risk and may be inadequate to address these risks.

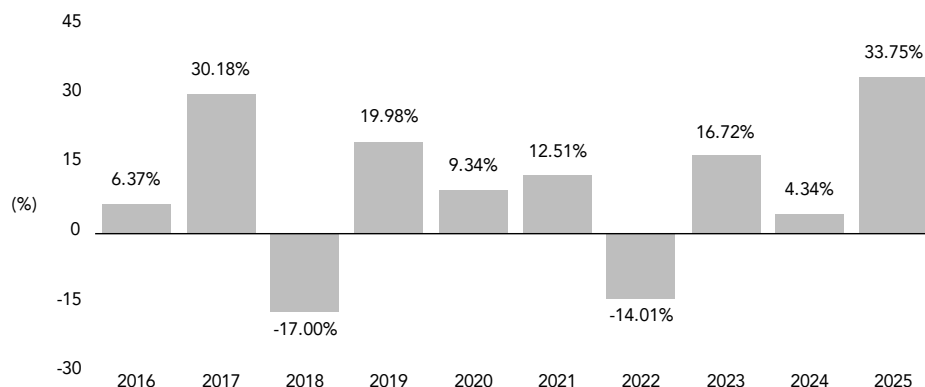
Cyber Security Risk: A fund and its service providers’ use of internet, technology and information systems may expose the fund to potential risks linked to cyber security breaches of those technological or information systems. Cyber security breaches, amongst other things, could allow an unauthorized party to gain access to proprietary information, customer data, or fund assets, or cause the fund and/or its service providers to suffer data corruption or lose operational functionality.

Performance

The bar chart and table immediately following illustrate the variability of the Portfolio’s returns and are meant to provide some indication of the risks of investing in the Portfolio. The bar chart shows the changes in the Portfolio’s performance from year to year. The table illustrates how annualized returns for certain periods, both before and after taxes, compare with those of a broad measure of market performance. The Portfolio’s past performance (before and after taxes) is not an indication of future results. Updated performance information for the Portfolio can be obtained by visiting <https://www.dimensional.com/us-en/funds>.

The after-tax returns presented in the table for the Portfolio are calculated using the historical highest individual federal marginal income tax rates and do not reflect the impact of state and local taxes. Actual after-tax returns depend on an investor’s tax situation and may differ from those shown in the table. In addition, the after-tax returns shown are not relevant to investors who hold shares of the Portfolio through tax-advantaged arrangements, such as 401(k) plans or individual retirement accounts.

World ex U.S. Core Equity Portfolio Institutional Class Shares —Total Returns



January 2016-December 2025

Highest Quarter: 19.54% 2020, Q2
 Lowest Quarter: -28.06% 2020, Q1

Annualized Returns (%)

Periods ended December 31, 2025

	1 Year	5 Years	10 Years
World ex U.S. Core Equity Portfolio			
Return Before Taxes	33.75%	9.52%	9.04%
Return After Taxes on Distributions	32.63%	8.66%	8.28%
Return After Taxes on Distributions and Sale of Portfolio Shares	20.60%	7.34%	7.18%
MSCI All Country World ex USA IMI Index (net dividends)			
(reflects no deduction for fees, expenses or taxes on sales)	31.96%	7.77%	8.37%

Investment Advisor/Portfolio Management

Dimensional Fund Advisors LP serves as the investment advisor for the Portfolio. Dimensional Fund Advisors Ltd. and DFA Australia Limited serve as the sub-advisors for the Portfolio. The following individuals are responsible for leading the day-to-day management of the Portfolio:

- **Jed S. Fogdall**, Global Head of Portfolio Management, Chairman of the Investment Committee, Vice President, and Senior Portfolio Manager of the Advisor, has been a portfolio manager of the Portfolio since inception (2013).
- **Allen Pu**, Deputy Head of Portfolio Management, North America, member of the Investment Committee, Vice President, and Senior Portfolio Manager of the Advisor, has been a portfolio manager of the Portfolio since 2015.
- **Mary T. Phillips**, Deputy Head of Portfolio Management, North America, member of the Investment Committee, Vice President, and Senior Portfolio Manager of the Advisor, has been a portfolio manager of the Portfolio since 2017.
- **William B. Collins-Dean**, Vice President and Senior Portfolio Manager of the Advisor, has been a portfolio manager of the Portfolio since 2019.

Purchase and Redemption of Fund Shares

Investors may purchase or redeem shares of the Portfolio on each day that the New York Stock Exchange is scheduled to be open for business by first contacting the Portfolio's transfer agent at (888) 576-1167. Shareholders that invest in the Portfolio through a financial intermediary should contact their financial intermediary regarding purchase and redemption procedures. The Portfolio generally is available for investment only by institutional clients, clients of registered investment advisors, clients of financial institutions and a limited number of certain other investors as approved from time to time by the Advisor. All investments are subject to approval of the Advisor.

Tax Information

The dividends and distributions you receive from the Portfolio are taxable and generally will be taxed as ordinary income, capital gains, or some combination of both, unless you are investing through a tax-advantaged arrangement, such as a 401(k) plan or an individual retirement account, in which case distributions may be taxed as ordinary income when withdrawn from the plan or account.

Payments to Financial Intermediaries

If you purchase the Portfolio through a broker-dealer or other financial intermediary (such as a bank), the Portfolio and its related companies may pay the intermediary for the sale of the Portfolio shares and/or related services. These payments may create a conflict of interest by influencing the financial intermediary to recommend the Portfolio over another investment. Ask your financial advisor or visit your financial intermediary's website for more information.

World Core Equity Portfolio

Investment Objective

The investment objective of the World Core Equity Portfolio (the "Portfolio") is to achieve long-term capital appreciation.

Fees and Expenses of the Portfolio

This table describes the fees and expenses you may pay if you buy, hold or sell shares of the Portfolio. **You may pay other fees, such as brokerage commissions and other fees to financial intermediaries, which are not reflected in the table and Example below.**

Shareholder Fees (fees paid directly from your investment): None

Annual Fund Operating Expenses (expenses that you pay each year as a percentage of the value of your investment)

Management Fee	0.22%
Other Expenses	0.02%
Acquired Fund Fees & Expenses	0.20%
Total Annual Fund Operating Expenses	0.44%
Fee Waiver and/or Expense Reimbursement ¹	0.17%
Total Annual Fund Operating Expenses After Fee Waiver and/or Expense Reimbursement	0.27%

¹ Dimensional Fund Advisors LP (the "Advisor") has agreed to waive certain fees and in certain instances, assume certain expenses of the Portfolio. The Fee Waiver and/or Expense Assumption Agreement for the Portfolio will remain in effect through February 28, 2027, and may only be terminated by the Fund's Board of Directors prior to that date. Under certain circumstances, the Advisor retains the right to seek reimbursement for any fees previously waived and/or expenses previously assumed up to thirty-six months after such fee waiver and/or expense assumption.

EXAMPLE

This Example is meant to help you compare the cost of investing in the Portfolio with the cost of investing in other funds. The Example assumes that you invest \$10,000 in the Portfolio for the time periods indicated. The Example also assumes that your investment has a 5% return each year and that the Portfolio's operating expenses remain the same. The costs for the Portfolio reflect the net expenses of the Portfolio that result from the contractual expense waiver in the first year only. Although your actual costs may be higher or lower, based on these assumptions your costs whether you redeem or hold your shares would be:

1 Year	3 Years	5 Years	10 Years
\$28	\$124	\$229	\$538

PORTFOLIO TURNOVER

A fund generally pays transaction costs, such as commissions, when it buys and sells securities (or "turns over" its portfolio). A higher portfolio turnover may indicate higher transaction costs and may result in higher taxes when fund shares are held in a taxable account. The Portfolio does not pay transaction costs when buying and selling shares of other funds managed by Dimensional Fund Advisors LP (the "Underlying Funds"); however, the Underlying Funds pay transaction costs when buying and selling securities for their portfolio. These costs, which are not reflected in Annual Fund Operating Expenses or in the Example, affect the Portfolio's performance. During the most recent fiscal year, the Portfolio's portfolio turnover rate was 8% of the average value of its investment portfolio.

Principal Investment Strategies

The World Core Equity Portfolio is a “fund of funds,” which means that the Portfolio generally allocates its assets among other mutual funds managed by Dimensional Fund Advisors LP (the “Advisor”) although it also has the ability to invest directly in securities. To achieve the Portfolio’s and the Underlying Funds’ investment objectives, the Advisor implements an integrated investment approach that combines research, portfolio design, portfolio management, and trading functions. As further described below, the Portfolio’s and the Underlying Funds’ designs emphasize long-term drivers of expected returns identified by the Advisor’s research, while balancing risk through broad diversification across companies, sectors, and countries. The Advisor’s portfolio management and trading processes further balance those long-term drivers of expected returns with shorter-term drivers of expected returns and trading costs.

The World Core Equity Portfolio is designed to provide exposure to a broad portfolio of equity securities of both U.S. companies and non-U.S. companies associated with countries with developed and emerging markets, which may include frontier markets (emerging markets in an earlier stage of development), by primarily purchasing shares of U.S. Core Equity 1 Portfolio, International Core Equity 2 Portfolio and Emerging Markets Core Equity 2 Portfolio (the “Underlying Funds”). The Underlying Funds may have a modest to meaningful emphasis on securities of smaller, lower relative price, and higher profitability companies. The Portfolio may have exposure to companies in all the market capitalization ranges.

The World Core Equity Portfolio typically allocates its investments among the following Underlying Funds: U.S. Core Equity 1 Portfolio; International Core Equity 2 Portfolio; and Emerging Markets Core Equity 2 Portfolio. Periodically, the Advisor will review the allocations for the Portfolio in each Underlying Fund and may adjust allocations to the Underlying Funds or may add or remove Underlying Funds in the Portfolio without notice to shareholders.

As a non-fundamental policy, under normal circumstances, at least 80% of the World Core Equity Portfolio’s net assets will be invested directly, or indirectly through its investment in the Underlying Funds, in equity securities. The World Core Equity Portfolio, directly or indirectly through its investment in the Underlying Funds, intends to invest its assets to gain exposure to at least three different countries, including the United States. As of the date of the Prospectus, the World Core Equity Portfolio, directly or indirectly through its investment in the Underlying Funds, invests approximately 61% of its net assets in U.S. companies. This percentage will change due to market conditions.

The Advisor may also increase or reduce the World Core Equity Portfolio’s and/or Underlying Funds’ exposure to an eligible company, or exclude a company, based on shorter-term considerations, such as a company’s price momentum, short-run reversals, and investment characteristics. In assessing a company’s investment characteristics, the Advisor considers ratios such as recent changes in assets divided by total assets. The criteria the Advisor uses for assessing a company’s investment characteristics are subject to change from time to time. In addition, the Advisor seeks to reduce trading costs using a flexible trading approach that looks for opportunities to participate in the available market liquidity, while managing turnover and explicit transaction costs.

The World Core Equity Portfolio and each Underlying Fund may purchase or sell futures contracts and options on futures contracts for equity securities and indices to increase or decrease equity market exposure based on actual or expected cash inflows to or outflows from the Portfolio or Underlying Fund. Because many of the Portfolio’s and certain Underlying Funds’ investments may be denominated in foreign currencies, the Portfolio and certain Underlying Funds may enter into foreign currency exchange transactions, including foreign currency forward contracts, in connection with the settlement of foreign securities or to transfer cash balances from one currency to another currency. The Portfolio and each Underlying Fund may invest in exchange-traded funds (“ETFs”) for the purposes of gaining exposure to the equity markets, while maintaining liquidity. In addition to money market instruments and other short-term investments, the Portfolio and each Underlying Fund may invest in affiliated and unaffiliated registered and unregistered money market funds. The Portfolio and Underlying Funds may invest in such money market funds and other short-term investments to manage cash pending investment in other securities or to maintain liquidity for the payment of redemptions or other purposes. Investments in ETFs and money market funds may involve a duplication of certain fees and expenses.

The World Core Equity Portfolio and Underlying Funds may lend their portfolio securities to generate additional income.

A summary of the investment strategies and policies of the Underlying Funds in which the World Core Equity Portfolio invests as of the date of this Prospectus (other than the Underlying Funds that are included elsewhere in the Portfolio's Prospectus) is described in the Portfolio's Prospectus in the section entitled "ADDITIONAL INFORMATION ON INVESTMENT OBJECTIVES AND POLICIES".

Principal Risks

Because the value of your investment in the Portfolio will fluctuate, there is the risk that you will lose money. An investment in the Portfolio is not a deposit of a bank and is not insured or guaranteed by the Federal Deposit Insurance Corporation or any other government agency. The following is a description of principal risks of investing in the Portfolio.

Fund of Funds Risk: The investment performance of a fund of funds is affected by the investment performance of the underlying funds in which the fund of funds invests. The ability of a fund of funds to achieve its investment objective depends on the ability of the underlying funds to meet their investment objectives and on the Advisor's decisions regarding the allocation of a fund of funds' assets among the underlying funds. A fund of funds may allocate assets to an underlying fund or asset class that underperforms other funds or asset classes. There can be no assurance that the investment objective of a fund of funds or any underlying fund will be achieved. Through its investments in the underlying funds, a fund of funds is subject to the risks of the underlying funds' investments. When a fund of funds invests in underlying funds, investors are exposed to a proportionate share of the expenses of those underlying funds in addition to the expenses of a fund of funds. Certain risks of the Underlying Funds' investments that are principal risks of investing in the Portfolio are described below.

Equity Market Risk: Even a long-term investment approach cannot guarantee a profit. Economic, market, environmental, political, and issuer-specific conditions and events will cause the value of equity securities, and a fund that owns them, to rise or fall. Stock markets are volatile, with periods of rising prices and periods of falling prices.

Foreign Securities and Currencies Risk: Foreign securities prices may decline or fluctuate because of: (a) economic or political actions of foreign governments, and/or (b) less regulated or liquid securities markets. Investors holding these securities may also be exposed to foreign currency risk (the possibility that foreign currency will fluctuate in value against the U.S. dollar or that a foreign government will convert, or be forced to convert, its currency to another currency, changing its value against the U.S. dollar). The Underlying Funds do not hedge foreign currency risk.

Foreign issuers may not be subject to uniform accounting, auditing and financial reporting standards and there may be less reliable and publicly available financial and other information about such issuers, as compared to U.S. issuers. A fund may have greater difficulty voting proxies, exercising shareholder rights, securing dividends and/or interest and obtaining information regarding corporate actions on a timely basis, pursuing legal remedies, and obtaining judgments with respect to foreign investments in foreign courts than with respect to domestic issuers in U.S. courts.

Depository receipts are generally subject to the same risks as the foreign securities that they evidence or into which they may be converted. In addition, the underlying issuers of certain depository receipts, particularly unsponsored or unregistered depository receipts, are under no obligation to distribute shareholder communications to the holders of such receipts, or to pass through to them any voting rights with respect to the deposited securities. Depository receipts that are not sponsored by the issuer may be less liquid and there may be less readily available public information about the issuer.

Small and Mid-Cap Company Risk: Securities of small and mid-cap companies are often less liquid than those of large companies and this could make it difficult to sell a small or mid-cap company security at a desired time or price. As a result, small and mid-cap company stocks may fluctuate relatively more in price. In general, small and mid-capitalization companies are also more vulnerable than larger companies to adverse business or economic developments and they may have more limited resources.

Profitability Investment Risk: High relative profitability stocks may perform differently from the market as a whole and an investment strategy purchasing these securities may cause a fund to at times underperform equity funds that use other investment strategies.

Value Investment Risk: Value stocks may perform differently from the market as a whole and an investment strategy purchasing these securities may cause a fund to at times underperform equity funds that use other investment strategies. Value stocks can react differently to political, economic, and industry developments than the market as a whole and other types of stocks. Value stocks also may underperform the market for long periods of time.

Emerging Markets Risk: Securities of issuers associated with emerging market countries may be subject to higher and additional risks than securities of issuers in developed foreign markets. Numerous emerging market countries have a history of, and continue to experience serious, and potentially continuing, economic and political problems. Stock markets in many emerging market countries are relatively small, expensive to trade in and generally have higher risks than those in developed markets. Securities in emerging markets also may be less liquid than those in developed markets and foreigners are often limited in their ability to invest in, and withdraw assets from, these markets. Additional restrictions may be imposed under other conditions. Frontier market countries generally have smaller economies or less developed capital markets and, as a result, the risks of investing in emerging market countries are magnified in frontier market countries.

Derivatives Risk: Derivatives are instruments, such as futures contracts, and options thereon, and foreign currency forward contracts, whose value is derived from that of other assets, rates or indices. The use of derivatives for non-hedging purposes may be considered to carry more risk than other types of investments. When a fund uses derivatives, the fund will be directly exposed to the risks of those derivatives. Derivative instruments are subject to a number of risks including counterparty, settlement, liquidity, interest rate, market, credit and management risks, as well as difficulties with respect to valuation. Changes in the value of a derivative may not correlate perfectly with the underlying asset, rate or index, and a fund could lose more than the principal amount invested.

Securities Lending Risk: Securities lending involves the risk that the borrower may fail to return the securities in a timely manner or at all. As a result, a fund may lose money and there may be a delay in recovering the loaned securities. A fund could also lose money if it does not recover the securities and/or the value of the collateral falls, including the value of investments made with cash collateral. Securities lending also may have certain adverse tax consequences.

Operational Risk: Operational risks include human error, changes in personnel, system changes, faults in communication, and failures in systems, technology, or processes, and the use of artificial intelligence and machine learning ("AI"). Various operational events or circumstances are outside a fund's or its advisor's control, including instances at third parties. A fund and its advisor seek to reduce these operational risks through controls and procedures. However, measures that seek to reduce these operational risks through controls and procedures may not address every possible risk and may be inadequate to address these risks.

Cyber Security Risk: A fund and its service providers' use of internet, technology and information systems may expose the fund to potential risks linked to cyber security breaches of those technological or information systems. Cyber security breaches, amongst other things, could allow an unauthorized party to gain access to proprietary information, customer data, or fund assets, or cause the fund and/or its service providers to suffer data corruption or lose operational functionality.

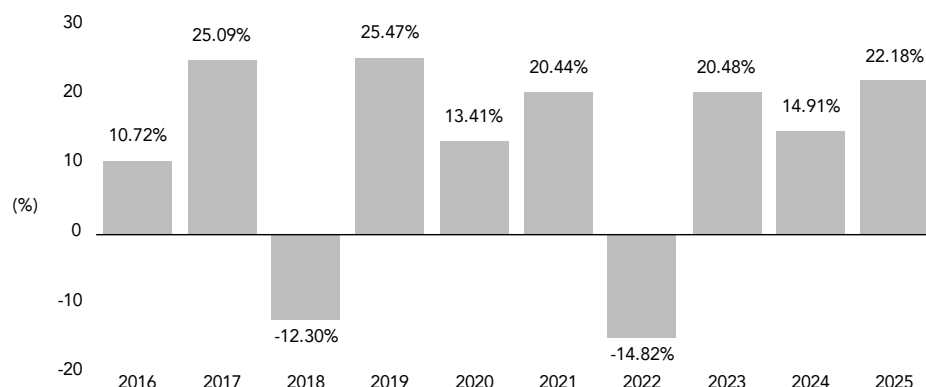
Performance

The bar chart and table immediately following illustrate the variability of the Portfolio's returns and are meant to provide some indication of the risks of investing in the Portfolio. The bar chart shows the changes in the Portfolio's performance from year to year. The table illustrates how annualized returns for certain periods, both before and after taxes, compare with those of a broad measure of market performance. The Portfolio's past performance (before and after taxes) is not an indication of future results. Updated performance information for the Portfolio can be obtained by visiting <https://www.dimensional.com/us-en/funds>.

The after-tax returns presented in the table for the Portfolio are calculated using the historical highest individual federal marginal income tax rates and do not reflect the impact of state and local taxes. Actual after-tax returns

depend on an investor's tax situation and may differ from those shown in the table. In addition, the after-tax returns shown are not relevant to investors who hold shares of the Portfolio through tax-advantaged arrangements, such as 401(k) plans or individual retirement accounts.

World Core Equity Portfolio Institutional Class Shares —Total Returns



January 2016-December 2025

Highest Quarter
20.88% 2020, Q2

Lowest Quarter
-25.82% 2020, Q1

Annualized Returns (%)

Periods ended December 31, 2025

	1 Year	5 Years	10 Years
World Core Equity Portfolio			
Return Before Taxes	22.18%	11.66%	11.61%
Return After Taxes on Distributions	20.67%	10.71%	10.83%
Return After Taxes on Distributions and Sale of Portfolio Shares	14.15%	9.12%	9.44%
MSCI All Country World IMI Index (net dividends)			
(reflects no deduction for fees, expenses or taxes on sales)	22.06%	10.75%	11.45%

Investment Advisor/Portfolio Management

Dimensional Fund Advisors LP serves as the investment advisor for the Portfolio. Dimensional Fund Advisors Ltd. and DFA Australia Limited serve as the sub-advisors for the Portfolio. The following individuals are responsible for leading the day-to-day management of the Portfolio:

- **Jed S. Fogdall**, Global Head of Portfolio Management, Chairman of the Investment Committee, Vice President, and Senior Portfolio Manager of the Advisor, has been a portfolio manager of the Portfolio since inception (2012).
- **Allen Pu**, Deputy Head of Portfolio Management, North America, member of the Investment Committee, Vice President, and Senior Portfolio Manager of the Advisor, has been a portfolio manager of the Portfolio since 2015.
- **Mary T. Phillips**, Deputy Head of Portfolio Management, North America, member of the Investment Committee, Vice President, and Senior Portfolio Manager of the Advisor, has been a portfolio manager of the Portfolio since 2017.

- **Ashish P. Bhagwanjee**, Vice President and Senior Portfolio Manager of the Advisor, has been a portfolio manager of the Portfolio since 2020.

Purchase and Redemption of Fund Shares

Investors may purchase or redeem shares of the Portfolio on each day that the New York Stock Exchange is scheduled to be open for business by first contacting the Portfolio's transfer agent at (888) 576-1167. Shareholders that invest in the Portfolio through a financial intermediary should contact their financial intermediary regarding purchase and redemption procedures. The Portfolio generally is available for investment only by institutional clients, clients of registered investment advisors, clients of financial institutions and a limited number of certain other investors as approved from time to time by the Advisor. All investments are subject to approval of the Advisor.

Tax Information

The dividends and distributions you receive from the Portfolio are taxable and generally will be taxed as ordinary income, capital gains, or some combination of both, unless you are investing through a tax-advantaged arrangement, such as a 401(k) plan or an individual retirement account, in which case distributions may be taxed as ordinary income when withdrawn from the plan or account.

Payments to Financial Intermediaries

If you purchase the Portfolio through a broker-dealer or other financial intermediary (such as a bank), the Portfolio and its related companies may pay the intermediary for the sale of the Portfolio shares and/or related services. These payments may create a conflict of interest by influencing the financial intermediary to recommend the Portfolio over another investment. Ask your financial advisor or visit your financial intermediary's website for more information.

Selectively Hedged Global Equity Portfolio

Investment Objective

The investment objective of the Selectively Hedged Global Equity Portfolio (the "Portfolio") is to achieve long-term capital appreciation.

Fees and Expenses of the Portfolio

This table describes the fees and expenses you may pay if you buy, hold or sell shares of the Portfolio. **You may pay other fees, such as brokerage commissions and other fees to financial intermediaries, which are not reflected in the table and Example below.**

Shareholder Fees (fees paid directly from your investment): None

Annual Fund Operating Expenses (expenses that you pay each year as a percentage of the value of your investment)

Management Fee	0.24%
Other Expenses	0.03%
Acquired Fund Fees & Expenses	0.23%
Total Annual Fund Operating Expenses	0.50%
Fee Waiver and/or Expense Reimbursement ¹	0.19%
Total Annual Fund Operating Expenses After Fee Waiver and/or Expense Reimbursement	0.31%

¹ Dimensional Fund Advisors LP (the "Advisor") has agreed to waive certain fees and in certain instances, assume certain expenses of the Portfolio. The Fee Waiver and/or Expense Assumption Agreement for the Portfolio will remain in effect through February 28, 2027, and may only be terminated by the Fund's Board of Directors prior to that date. Under certain circumstances, the Advisor retains the right to seek reimbursement for any fees previously waived and/or expenses previously assumed up to thirty-six months after such fee waiver and/or expense assumption.

EXAMPLE

This Example is meant to help you compare the cost of investing in the Portfolio with the cost of investing in other funds. The Example assumes that you invest \$10,000 in the Portfolio for the time periods indicated. The Example also assumes that your investment has a 5% return each year and that the Portfolio's operating expenses remain the same. The costs for the Portfolio reflect the net expenses of the Portfolio that result from the contractual expense waiver in the first year only. Although your actual costs may be higher or lower, based on these assumptions your costs whether you redeem or hold your shares would be:

1 Year	3 Years	5 Years	10 Years
\$32	\$141	\$261	\$610

PORTFOLIO TURNOVER

A fund generally pays transaction costs, such as commissions, when it buys and sells securities (or "turns over" its portfolio). A higher portfolio turnover may indicate higher transaction costs and may result in higher taxes when fund shares are held in a taxable account. The Portfolio does not pay transaction costs when buying and selling shares of other funds managed by Dimensional Fund Advisors LP (the "Underlying Funds"); however, the Underlying Funds pay transaction costs when buying and selling securities for their portfolio. These costs, which are not reflected in Annual Fund Operating Expenses or in the Example, affect the Portfolio's performance. During the most recent fiscal year, the Portfolio's portfolio turnover rate was 17% of the average value of its investment portfolio.

Principal Investment Strategies

The Selectively Hedged Global Equity Portfolio is a “fund of funds,” which means that the Portfolio generally allocates its assets among other mutual funds managed by Dimensional Fund Advisors LP (the “Advisor”) although it also has the ability to invest directly in securities and derivatives. To achieve the Portfolio’s and the Underlying Funds’ investment objectives, the Advisor implements an integrated investment approach that combines research, portfolio design, portfolio management, and trading functions. As further described below, the Portfolio’s and the Underlying Funds’ designs emphasize long-term drivers of expected returns identified by the Advisor’s research, while balancing risk through broad diversification across companies, sectors, and countries. The Advisor’s portfolio management and trading processes further balance those long-term drivers of expected returns with shorter-term drivers of expected returns and trading costs.

The Selectively Hedged Global Equity Portfolio is designed to provide exposure to a broad portfolio of equity securities of both U.S. companies and non-U.S. companies associated with countries with developed and emerging markets, including frontier markets (emerging markets in an earlier stage of development), by primarily purchasing shares of the U.S. Core Equity 2 Portfolio, International Core Equity 2 Portfolio and Emerging Markets Core Equity 2 Portfolio (the “Underlying Funds”). The Underlying Funds may have increased exposure to smaller capitalization, lower relative price and/or higher profitability companies as compared to their representation in the countries and/or regions in which they are authorized to invest. Periodically, the Advisor will review the allocations for the Portfolio in each Underlying Fund and may adjust allocations to the Underlying Funds or may add or remove Underlying Funds in the Portfolio without notice to shareholders. The Advisor may consider the relative market capitalization weighting of developed and emerging markets within the universe of eligible securities along with other factors, including different valuation ratios and/or profitability, when allocating Portfolio investments among the Underlying Funds or securities. The Portfolio may have exposure to companies in all the market capitalization ranges. An equity issuer is considered to have a low relative price (i.e., a value stock) primarily because it has a low price in relation to its book value. In assessing relative price, the Advisor may consider additional factors such as price to cash flow or price to earnings ratios. An equity issuer is considered to have high profitability because it has high earnings or profits from operations in relation to its book value or assets. The criteria the Advisor uses for assessing relative price and profitability are subject to change from time to time.

As a non-fundamental policy, under normal circumstances, at least 80% of the Selectively Hedged Global Equity Portfolio’s net assets will be invested directly, or indirectly through its investment in the Underlying Funds, in equity securities or investments that provide exposure to equity securities. In addition to, or in place of, investments in the Underlying Funds, the Portfolio is permitted to invest directly in the same types of equity securities of U.S. and non-U.S. companies that are eligible investments for the Underlying Funds. The Portfolio, directly or indirectly through its investment in the Underlying Funds, intends to invest its assets to gain exposure to at least three different countries, including the United States. As of the date of the Prospectus, the Portfolio, directly or indirectly through its investment in the Underlying Funds, invests approximately 57% of its net assets in U.S. companies. This percentage will change due to market conditions.

The Advisor may also increase or reduce the Selectively Hedged Global Equity Portfolio’s and/or Underlying Funds’ exposure to an eligible company, or exclude a company, based on shorter-term considerations, such as a company’s price momentum, short-run reversals, and investment characteristics. In assessing a company’s investment characteristics, the Advisor considers ratios such as recent changes in assets divided by total assets. The criteria the Advisor uses for assessing a company’s investment characteristics are subject to change from time to time. In addition, the Advisor seeks to reduce trading costs using a flexible trading approach that looks for opportunities to participate in the available market liquidity, while managing turnover and explicit transaction costs.

The Selectively Hedged Global Equity Portfolio invests directly or indirectly through its investment in the Underlying Funds in securities that may be denominated in foreign currencies. The Portfolio may hedge some or all of the currency exposure of the foreign securities by entering into foreign currency forward contracts, futures or other derivatives. Currencies may be hedged against the U.S. dollar or non-U.S. dollar currencies. The decision to hedge the Portfolio’s currency exposure with respect to a foreign market will be based on, among other things, a comparison of the respective foreign and U.S. short-term interest rates and the Portfolio’s existing exposure to a given foreign currency. The Portfolio and each Underlying Fund also may purchase or sell futures contracts and options on futures contracts to increase or decrease equity market exposure based on actual or expected cash inflows to or outflows from the Portfolio or Underlying Fund. In order to meet payment obligations with respect to such derivative transactions, the Portfolio may hold short-term fixed income obligations.

The Selectively Hedged Global Equity Portfolio and Underlying Funds may lend their portfolio securities to generate additional income.

A summary of the investment strategies and policies of the Underlying Funds in which the Selectively Hedged Global Equity Portfolio invests as of the date of this Prospectus (other than the Underlying Funds that are included elsewhere in the Portfolio's Prospectus) is described in the Portfolio's Prospectus in the section entitled "ADDITIONAL INFORMATION ON INVESTMENT OBJECTIVES AND POLICIES".

Principal Risks

Because the value of your investment in the Portfolio will fluctuate, there is the risk that you will lose money. An investment in the Portfolio is not a deposit of a bank and is not insured or guaranteed by the Federal Deposit Insurance Corporation or any other government agency. The following is a description of principal risks of investing in the Portfolio.

Fund of Funds Risk: The investment performance of a fund of funds is affected by the investment performance of the underlying funds in which the fund of funds invests. The ability of a fund of funds to achieve its investment objective depends on the ability of the underlying funds to meet their investment objectives and on the Advisor's decisions regarding the allocation of a fund of funds' assets among the underlying funds. A fund of funds may allocate assets to an underlying fund or asset class that underperforms other funds or asset classes. There can be no assurance that the investment objective of a fund of funds or any underlying fund will be achieved. Through its investments in the underlying funds, a fund of funds is subject to the risks of the underlying funds' investments. When a fund of funds invests in underlying funds, investors are exposed to a proportionate share of the expenses of those underlying funds in addition to the expenses of a fund of funds. Certain risks of the Underlying Funds' investments that are principal risks of investing in the Portfolio are described below.

Equity Market Risk: Even a long-term investment approach cannot guarantee a profit. Economic, market, environmental, political, and issuer-specific conditions and events will cause the value of equity securities, and a fund that owns them, to rise or fall. Stock markets are volatile, with periods of rising prices and periods of falling prices.

Foreign Securities and Currencies Risk: Foreign securities prices may decline or fluctuate because of: (a) economic or political actions of foreign governments, and/or (b) less regulated or liquid securities markets. Investors holding these securities may also be exposed to foreign currency risk (the possibility that foreign currency will fluctuate in value against the U.S. dollar or that a foreign government will convert, or be forced to convert, its currency to another currency, changing its value against the U.S. dollar). The Underlying Funds do not hedge foreign currency risk but the Portfolio may directly hedge the foreign currency risk it is exposed to through its investment in the Underlying Funds or its direct investment in foreign securities. The Portfolio also may leave some or all of its foreign currency exposure unhedged. Currencies may be hedged against the U.S. dollar or non-U.S. dollar currencies.

Foreign issuers may not be subject to uniform accounting, auditing and financial reporting standards and there may be less reliable and publicly available financial and other information about such issuers, as compared to U.S. issuers. A fund may have greater difficulty voting proxies, exercising shareholder rights, securing dividends and/or interest and obtaining information regarding corporate actions on a timely basis, pursuing legal remedies, and obtaining judgments with respect to foreign investments in foreign courts than with respect to domestic issuers in U.S. courts.

Depository receipts are generally subject to the same risks as the foreign securities that they evidence or into which they may be converted. In addition, the underlying issuers of certain depository receipts, particularly unsponsored or unregistered depository receipts, are under no obligation to distribute shareholder communications to the holders of such receipts, or to pass through to them any voting rights with respect to the deposited securities. Depository receipts that are not sponsored by the issuer may be less liquid and there may be less readily available public information about the issuer.

Small and Mid-Cap Company Risk: Securities of small and mid-cap companies are often less liquid than those of large companies and this could make it difficult to sell a small or mid-cap company security at a desired time or price. As a result, small and mid-cap company stocks may fluctuate relatively more in price. In general, small and

mid-capitalization companies are also more vulnerable than larger companies to adverse business or economic developments and they may have more limited resources.

Profitability Investment Risk: High relative profitability stocks may perform differently from the market as a whole and an investment strategy purchasing these securities may cause a fund to at times underperform equity funds that use other investment strategies.

Value Investment Risk: Value stocks may perform differently from the market as a whole and an investment strategy purchasing these securities may cause a fund to at times underperform equity funds that use other investment strategies. Value stocks can react differently to political, economic, and industry developments than the market as a whole and other types of stocks. Value stocks also may underperform the market for long periods of time.

Emerging Markets Risk: Securities of issuers associated with emerging market countries may be subject to higher and additional risks than securities of issuers in developed foreign markets. Numerous emerging market countries have a history of, and continue to experience serious, and potentially continuing, economic and political problems. Stock markets in many emerging market countries are relatively small, expensive to trade in and generally have higher risks than those in developed markets. Securities in emerging markets also may be less liquid than those in developed markets and foreigners are often limited in their ability to invest in, and withdraw assets from, these markets. Additional restrictions may be imposed under other conditions. Frontier market countries generally have smaller economies or less developed capital markets and, as a result, the risks of investing in emerging market countries are magnified in frontier market countries.

Derivatives Risk: Derivatives are instruments, such as futures contracts, and options thereon, and foreign currency forward contracts, whose value is derived from that of other assets, rates or indices. Derivatives can be used for hedging (attempting to reduce risk by offsetting one investment position with another) or non-hedging purposes. Hedging with derivatives may increase expenses, and there is no guarantee that a hedging strategy will work. While hedging can reduce or eliminate losses, it can also reduce or eliminate gains or cause losses if the market moves in a manner different from that anticipated by a fund or if the cost of the derivative outweighs the benefit of the hedge. In regard to currency hedging, it is generally not possible to precisely match the foreign currency exposure of such foreign currency forward contracts to the value of the securities involved due to fluctuations in the market values of such securities and cash flows into and out of a fund between the date a foreign currency forward contract is entered into and the date it expires. The use of derivatives for non-hedging purposes may be considered to carry more risk than other types of investments. When a fund uses derivatives, the fund will be directly exposed to the risks of those derivatives. Derivative instruments are subject to a number of risks including counterparty, settlement, liquidity, interest rate, market, credit and management risks, as well as difficulties with respect to valuation. Changes in the value of a derivative may not correlate perfectly with the underlying asset, rate or index, and a fund could lose more than the principal amount invested.

Securities Lending Risk: Securities lending involves the risk that the borrower may fail to return the securities in a timely manner or at all. As a result, a fund may lose money and there may be a delay in recovering the loaned securities. A fund could also lose money if it does not recover the securities and/or the value of the collateral falls, including the value of investments made with cash collateral. Securities lending also may have certain adverse tax consequences.

Operational Risk: Operational risks include human error, changes in personnel, system changes, faults in communication, and failures in systems, technology, or processes, and the use of artificial intelligence and machine learning ("AI"). Various operational events or circumstances are outside a fund's or its advisor's control, including instances at third parties. A fund and its advisor seek to reduce these operational risks through controls and procedures. However, measures that seek to reduce these operational risks through controls and procedures may not address every possible risk and may be inadequate to address these risks.

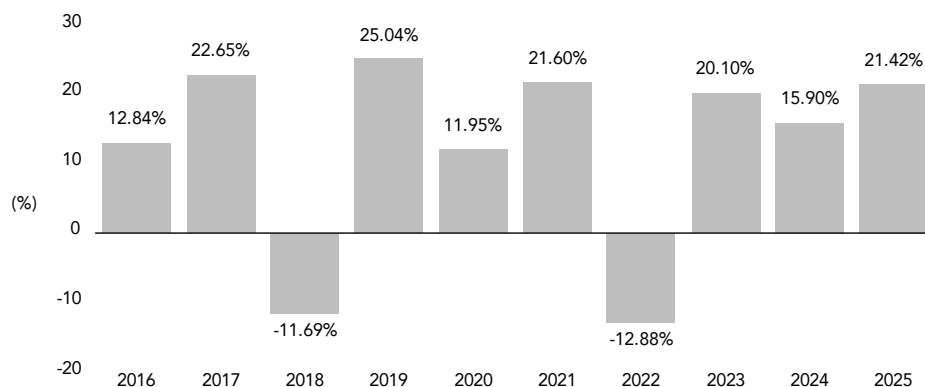
Cyber Security Risk: A fund and its service providers' use of internet, technology and information systems may expose the fund to potential risks linked to cyber security breaches of those technological or information systems. Cyber security breaches, amongst other things, could allow an unauthorized party to gain access to proprietary information, customer data, or fund assets, or cause the fund and/or its service providers to suffer data corruption or lose operational functionality.

Performance

The bar chart and table immediately following illustrate the variability of the Portfolio's returns and are meant to provide some indication of the risks of investing in the Portfolio. The bar chart shows the changes in the Portfolio's performance from year to year. The table illustrates how annualized returns for certain periods, both before and after taxes, compare with those of a broad measure of market performance. The Portfolio's past performance (before and after taxes) is not an indication of future results. Updated performance information for the Portfolio can be obtained by visiting <https://www.dimensionalfund.com/us-en/funds>.

The after-tax returns presented in the table for the Portfolio are calculated using the historical highest individual federal marginal income tax rates and do not reflect the impact of state and local taxes. Actual after-tax returns depend on an investor's tax situation and may differ from those shown in the table. In addition, the after-tax returns shown are not relevant to investors who hold shares of the Portfolio through tax-advantaged arrangements, such as 401(k) plans or individual retirement accounts.

Selectively Hedged Global Equity Portfolio Institutional Class Shares —Total Returns



January 2016-December 2025

Highest Quarter: 20.60% 2020, Q2
 Lowest Quarter: -25.83% 2020, Q1

Annualized Returns (%)

Periods ended December 31, 2025

	1 Year	5 Years	10 Years
Selectively Hedged Global Equity Portfolio			
Return Before Taxes	21.42%	12.36%	11.85%
Return After Taxes on Distributions	20.53%	10.64%	10.56%
Return After Taxes on Distributions and Sale of Portfolio Shares	13.32%	9.38%	9.40%
MSCI All Country World IMI Index (net dividends)			
(reflects no deduction for fees, expenses or taxes on sales)	22.06%	10.75%	11.45%

Investment Advisor/Portfolio Management

Dimensional Fund Advisors LP serves as the investment advisor for the Portfolio. Dimensional Fund Advisors Ltd. and DFA Australia Limited serve as the sub-advisors for the Portfolio. The following individuals are responsible for leading the day-to-day management of the Portfolio:

- **Jed S. Fogdall**, Global Head of Portfolio Management, Chairman of the Investment Committee, Vice President, and Senior Portfolio Manager of the Advisor, has been a portfolio manager of the Portfolio since inception (2011).
- **Mary T. Phillips**, Deputy Head of Portfolio Management, North America, member of the Investment Committee, Vice President, and Senior Portfolio Manager of the Advisor, has been a portfolio manager of the Portfolio since 2017.
- **Allen Pu**, Deputy Head of Portfolio Management, North America, member of the Investment Committee, Vice President, and Senior Portfolio Manager of the Advisor, has been a portfolio manager of the Portfolio since 2017.
- **Ashish P. Bhagwanjee**, Vice President and Senior Portfolio Manager of the Advisor, has been a portfolio manager of the Portfolio since 2022.

Purchase and Redemption of Fund Shares

Investors may purchase or redeem shares of the Portfolio on each day that the New York Stock Exchange is scheduled to be open for business by first contacting the Portfolio's transfer agent at (888) 576-1167. Shareholders that invest in the Portfolio through a financial intermediary should contact their financial intermediary regarding purchase and redemption procedures. The Portfolio generally is available for investment only by institutional clients, clients of registered investment advisors, clients of financial institutions and a limited number of certain other investors as approved from time to time by the Advisor. All investments are subject to approval of the Advisor.

Tax Information

The dividends and distributions you receive from the Portfolio are taxable and generally will be taxed as ordinary income, capital gains, or some combination of both, unless you are investing through a tax-advantaged arrangement, such as a 401(k) plan or an individual retirement account, in which case distributions may be taxed as ordinary income when withdrawn from the plan or account.

Payments to Financial Intermediaries

If you purchase the Portfolio through a broker-dealer or other financial intermediary (such as a bank), the Portfolio and its related companies may pay the intermediary for the sale of the Portfolio shares and/or related services. These payments may create a conflict of interest by influencing the financial intermediary to recommend the Portfolio over another investment. Ask your financial advisor or visit your financial intermediary's website for more information.

Emerging Markets Portfolio

Investment Objective

The investment objective of the Emerging Markets Portfolio (the "Portfolio") is to achieve long-term capital appreciation. The Emerging Markets Portfolio is a Feeder Portfolio and pursues its objective by investing substantially all of its assets in its corresponding Master Fund, The Emerging Markets Series (the "Emerging Markets Series" or the "Series") of The DFA Investment Trust Company (the "Trust"), which has the same investment objective and policies as the Portfolio.

Fees and Expenses of the Portfolio

This table describes the fees and expenses you may pay if you buy, hold or sell shares of the Portfolio. **You may pay other fees, such as brokerage commissions and other fees to financial intermediaries, which are not reflected in the table and Example below.**

Shareholder Fees (fees paid directly from your investment): None

Annual Fund Operating Expenses (expenses that you pay each year as a percentage of the value of your investment)¹

Management Fee	0.39%
Other Expenses	0.07%
Total Annual Fund Operating Expenses	0.46%
Fee Waiver and/or Expense Reimbursement	0.10%
Total Annual Fund Operating Expenses After Fee Waiver and/or Expense Reimbursement	0.36%

¹ The "Management Fee" includes an investment management fee payable by the Feeder Portfolio and an investment management fee payable by the Master Fund. For any period when the Feeder Portfolio is invested in other funds managed by Dimensional Fund Advisors LP (the "Advisor") (collectively, "Underlying Funds"), the Advisor has contractually agreed to permanently waive the Feeder Portfolio's direct investment management fee to the extent necessary to offset the proportionate share of any Underlying Fund's investment management fee paid by the Feeder Portfolio through its investment in such Underlying Fund. The amounts set forth under "Other Expenses" and "Total Annual Fund Operating Expenses" reflect the direct expenses of the Feeder Portfolio and the indirect expenses of the Feeder Portfolio's portion of the expenses of the Master Fund.

EXAMPLE

This Example is meant to help you compare the cost of investing in the Portfolio with the cost of investing in other funds. The Example reflects the aggregate annual operating expenses of the Portfolio and its portion of the expenses of the Series. The Example assumes that you invest \$10,000 in the Portfolio for the time periods indicated. The Example also assumes that your investment has a 5% return each year and that the Portfolio's operating expenses remain the same. Although your actual costs may be higher or lower, based on these assumptions your costs whether you redeem or hold your shares would be:

1 Year	3 Years	5 Years	10 Years
\$37	\$116	\$202	\$456

PORTFOLIO TURNOVER

A fund generally pays transaction costs, such as commissions, when it buys and sells securities (or "turns over" its portfolio). A higher portfolio turnover may indicate higher transaction costs and may result in higher taxes when fund shares are held in a taxable account. These costs, which are not reflected in Annual Fund Operating Expenses or in

the Example, affect the Portfolio's performance. During the most recent fiscal year, the Series' portfolio turnover rate was 10% of the average value of its investment portfolio.

Principal Investment Strategies

The Emerging Markets Portfolio invests substantially all of its assets in the Emerging Markets Series. To achieve the Portfolio's and the Series' investment objectives, Dimensional Fund Advisors LP (the "Advisor") implements an integrated investment approach that combines research, portfolio design, portfolio management, and trading functions. As further described below, the Series' design emphasizes long-term drivers of expected returns identified by the Advisor's research, while balancing risk through broad diversification across companies, sectors, and countries. The Advisor's portfolio management and trading processes further balance those long-term drivers of expected returns with shorter-term drivers of expected returns and trading costs.

The Emerging Markets Series is designed to purchase a broad market coverage of larger companies associated with emerging markets, which may include frontier markets (emerging market countries in an earlier stage of development), authorized for investment by the Advisor's Investment Committee ("Approved Markets"). The Advisor's definition of large varies across countries and is based primarily on market capitalization. A company's market capitalization is the number of its shares outstanding times its price per share. In each country authorized for investment, the Advisor first ranks eligible companies listed on selected exchanges based on the companies' market capitalizations. The Advisor then defines the minimum market capitalization for a large company in that country. For example, based on market capitalization data as of December 31, 2025, Mexico had a size threshold of \$5,937 million or above, and Czech Republic had a size threshold of \$10,743 million or above. These thresholds will change due to market conditions. In addition, the Advisor may consider a company's size, relative price, and/or profitability relative to other eligible companies when making investment decisions for the Series. An equity issuer is considered to have a low relative price (i.e., a value stock) primarily because it has a low price in relation to its book value. In assessing relative price, the Advisor may consider additional factors such as price to cash flow or price to earnings ratios. An equity issuer is considered to have high profitability because it has high earnings or profits from operations in relation to its book value or assets. The criteria the Advisor uses for assessing relative price and profitability are subject to change from time to time.

As a non-fundamental policy, under normal circumstances, the Emerging Markets Series will invest at least 80% of its net assets in emerging markets investments that are defined in the Prospectus as Approved Market securities.

The Advisor may also increase or reduce the Emerging Markets Series' exposure to an eligible company, or exclude a company, based on shorter-term considerations, such as a company's price momentum and short-run reversals. In addition, the Advisor seeks to reduce trading costs using a flexible trading approach that looks for opportunities to participate in the available market liquidity, while managing turnover and explicit transaction costs.

The Emerging Markets Series may gain exposure to companies associated with Approved Markets by purchasing equity securities in the form of depositary receipts, which may be listed or traded outside the issuer's domicile country. The Series may also invest in China A-shares (equity securities of companies listed in China) and variable interest entities (special structures that utilize contractual arrangements to provide exposure to certain Chinese companies). The Series and the Emerging Markets Portfolio each may purchase or sell futures contracts and options on futures contracts for Approved Market or other equity market securities and indices, including those of the United States, to increase or decrease equity market exposure based on actual or expected cash inflows to or outflows from the Series or Portfolio. Because many of the Series' and the Portfolio's investments may be denominated in foreign currencies, the Series and the Portfolio may enter into foreign currency exchange transactions, including foreign currency forward contracts, in connection with the settlement of foreign securities or to transfer cash balances from one currency to another currency.

The Emerging Markets Series may lend its portfolio securities to generate additional income.

Principal Risks

Because the value of your investment in the Portfolio will fluctuate, there is the risk that you will lose money. An investment in the Portfolio is not a deposit of a bank and is not insured or guaranteed by the Federal Deposit

Insurance Corporation or any other government agency. The following is a description of principal risks of investing in the Portfolio.

Equity Market Risk: Even a long-term investment approach cannot guarantee a profit. Economic, market, environmental, political, and issuer-specific conditions and events will cause the value of equity securities, and a fund that owns them, to rise or fall. Stock markets are volatile, with periods of rising prices and periods of falling prices.

Foreign Securities and Currencies Risk: Foreign securities prices may decline or fluctuate because of: (a) economic or political actions of foreign governments, and/or (b) less regulated or liquid securities markets. Investors holding these securities may also be exposed to foreign currency risk (the possibility that foreign currency will fluctuate in value against the U.S. dollar or that a foreign government will convert, or be forced to convert, its currency to another currency, changing its value against the U.S. dollar). The Series does not hedge foreign currency risk.

Foreign issuers may not be subject to uniform accounting, auditing and financial reporting standards and there may be less reliable and publicly available financial and other information about such issuers, as compared to U.S. issuers. A fund may have greater difficulty voting proxies, exercising shareholder rights, securing dividends and/or interest and obtaining information regarding corporate actions on a timely basis, pursuing legal remedies, and obtaining judgments with respect to foreign investments in foreign courts than with respect to domestic issuers in U.S. courts.

Depository receipts are generally subject to the same risks as the foreign securities that they evidence or into which they may be converted. In addition, the underlying issuers of certain depository receipts, particularly unsponsored or unregistered depository receipts, are under no obligation to distribute shareholder communications to the holders of such receipts, or to pass through to them any voting rights with respect to the deposited securities. Depository receipts that are not sponsored by the issuer may be less liquid and there may be less readily available public information about the issuer.

Geographic Focus Risk: If a fund focuses its investments in securities of issuers located in a particular country or region, the fund may be subjected, to a greater extent than if its investments were less focused, to the risks of volatile economic cycles and/or conditions and developments that may be particular to that country or region, such as: adverse securities markets; adverse exchange rates; adverse social, political, regulatory, economic, business, environmental or other developments; or natural disasters.

Emerging Markets Risk: Securities of issuers associated with emerging market countries may be subject to higher and additional risks than securities of issuers in developed foreign markets. Numerous emerging market countries have a history of, and continue to experience serious, and potentially continuing, economic and political problems. Stock markets in many emerging market countries are relatively small, expensive to trade in and generally have higher risks than those in developed markets. Securities in emerging markets also may be less liquid than those in developed markets and foreigners are often limited in their ability to invest in, and withdraw assets from, these markets. Additional restrictions may be imposed under other conditions. Frontier market countries generally have smaller economies or less developed capital markets and, as a result, the risks of investing in emerging market countries are magnified in frontier market countries.

China Investments Risk: There are special risks associated with investments in China, Hong Kong, and Taiwan. China, Hong Kong, and Taiwan are highly interconnected and interdependent, with relationships built on trade, finance, culture, and politics. Despite prior economic and trade reforms and the prior expansion of private ownership of companies in certain sectors, the Chinese government still exercises substantial influence over many aspects of the private sector and may own or control many companies, including by embedding Chinese Communist Party or People's Armed Forces Department personnel in Chinese companies. In addition, the Chinese government continues to maintain a major role in economic policy making and may alter or discontinue economic or trade reforms at any time. Investing in China involves risks of losses due to expropriation, nationalization, confiscation of assets and property, and the imposition of restrictions on foreign investments and on repatriation of capital invested.

Investments in China, Hong Kong, and Taiwan are also subject to the risk of escalating tensions and deteriorating relations with the U.S. as economic and strategic competition between the U.S. and China intensifies, which could result in further tariffs, trade restrictions, sanctions, or other actions that adversely impact the value of such

investments. A reduction in spending on Chinese products and services, supply chain diversification or the institution of additional tariffs or other trade barriers, including as a result of heightened trade tensions between China and the United States may also have an adverse impact on the Chinese economy. In addition, investments in Taiwan could be adversely affected by its political and economic relationship with China. Certain securities issued by companies located or operating in China, such as China A-shares, are also subject to trading restrictions, quota limitations and less market liquidity, which could pose risks to a fund investing in such securities. In addition, investments in special structures that utilize contractual arrangements to provide exposure to certain Chinese companies, known as variable interest entities (“VIEs”), that operate in sectors in which China restricts and/or prohibits foreign investments may present additional risks. The Chinese government’s acceptance of the VIE structure is evolving. It is uncertain whether Chinese officials and regulators will withdraw their acceptance of the structure generally, or with respect to certain industries, or whether Chinese courts or arbitration bodies would decline to enforce the contractual rights of foreign investors, each of which would likely have significant, detrimental, and possibly permanent losses on the value of such investments.

Profitability Investment Risk: High relative profitability stocks may perform differently from the market as a whole and an investment strategy purchasing these securities may cause a fund to at times underperform equity funds that use other investment strategies.

Value Investment Risk: Value stocks may perform differently from the market as a whole and an investment strategy purchasing these securities may cause a fund to at times underperform equity funds that use other investment strategies. Value stocks can react differently to political, economic, and industry developments than the market as a whole and other types of stocks. Value stocks also may underperform the market for long periods of time.

Derivatives Risk: Derivatives are instruments, such as futures contracts, and options thereon, and foreign currency forward contracts, whose value is derived from that of other assets, rates or indices. The use of derivatives for non-hedging purposes may be considered to carry more risk than other types of investments. When a fund uses derivatives, the fund will be directly exposed to the risks of those derivatives. Derivative instruments are subject to a number of risks including counterparty, settlement, liquidity, interest rate, market, credit and management risks, as well as difficulties with respect to valuation. Changes in the value of a derivative may not correlate perfectly with the underlying asset, rate or index, and a fund could lose more than the principal amount invested.

Securities Lending Risk: Securities lending involves the risk that the borrower may fail to return the securities in a timely manner or at all. As a result, a fund may lose money and there may be a delay in recovering the loaned securities. A fund could also lose money if it does not recover the securities and/or the value of the collateral falls, including the value of investments made with cash collateral. Securities lending also may have certain adverse tax consequences.

Operational Risk: Operational risks include human error, changes in personnel, system changes, faults in communication, and failures in systems, technology, or processes, and the use of artificial intelligence and machine learning (“AI”). Various operational events or circumstances are outside a fund’s or its advisor’s control, including instances at third parties. A fund and its advisor seek to reduce these operational risks through controls and procedures. However, measures that seek to reduce these operational risks through controls and procedures may not address every possible risk and may be inadequate to address these risks.

Cyber Security Risk: A fund and its service providers’ use of internet, technology and information systems may expose the fund to potential risks linked to cyber security breaches of those technological or information systems. Cyber security breaches, amongst other things, could allow an unauthorized party to gain access to proprietary information, customer data, or fund assets, or cause the fund and/or its service providers to suffer data corruption or lose operational functionality.

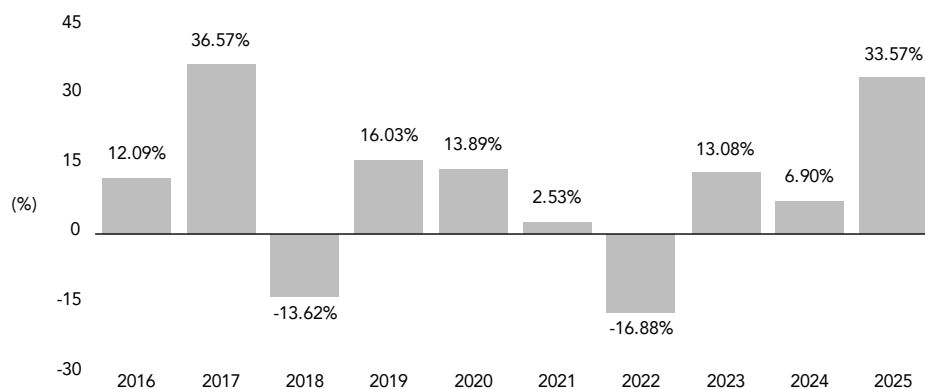
Performance

The bar chart and table immediately following illustrate the variability of the Portfolio’s returns and are meant to provide some indication of the risks of investing in the Portfolio. The bar chart shows the changes in the Portfolio’s performance from year to year. The table illustrates how annualized returns for certain periods, both before and after taxes, compare with those of a broad measure of market performance. The Portfolio’s past performance (before and

after taxes) is not an indication of future results. Updated performance information for the Portfolio can be obtained by visiting <https://www.dimensionalfund.com/us-en/funds>.

The after-tax returns presented in the table for the Portfolio are calculated using the historical highest individual federal marginal income tax rates and do not reflect the impact of state and local taxes. Actual after-tax returns depend on an investor's tax situation and may differ from those shown in the table. In addition, the after-tax returns shown are not relevant to investors who hold shares of the Portfolio through tax-advantaged arrangements, such as 401(k) plans or individual retirement accounts.

Emerging Markets Portfolio Institutional Class Shares —Total Returns



January 2016-December 2025

Highest Quarter: 20.24% 2020, Q4
 Lowest Quarter: -27.13% 2020, Q1

Annualized Returns (%)

Periods ended December 31, 2025

	1 Year	5 Years	10 Years
Emerging Markets Portfolio			
Return Before Taxes	33.57%	6.59%	9.17%
Return After Taxes on Distributions	32.72%	5.58%	8.39%
Return After Taxes on Distributions and Sale of Portfolio Shares	20.42%	4.91%	7.30%
MSCI Emerging Markets Index (net dividends)			
(reflects no deduction for fees, expenses or taxes on sales)	33.57%	4.20%	8.42%

Investment Advisor/Portfolio Management

Dimensional Fund Advisors LP serves as the investment advisor for the Portfolio and the Series. Dimensional Fund Advisors Ltd. and DFA Australia Limited serve as the sub-advisors for the Series. The following individuals are responsible for leading the day-to-day management of the Portfolio and the Series:

- **Jed S. Fogdall**, Global Head of Portfolio Management, Chairman of the Investment Committee, Vice President, and Senior Portfolio Manager of the Advisor, has been a portfolio manager of the Portfolio since 2010.
- **Ethan Wren**, Vice President and Senior Portfolio Manager of the Advisor, has been a portfolio manager of the Portfolio since 2020.

- **Mary T. Phillips**, Deputy Head of Portfolio Management, North America, member of the Investment Committee, Vice President, and Senior Portfolio Manager of the Advisor, has been a portfolio manager of the Portfolio since 2024.

Purchase and Redemption of Fund Shares

Investors may purchase or redeem shares of the Portfolio on each day that the New York Stock Exchange is scheduled to be open for business by first contacting the Portfolio's transfer agent at (888) 576-1167. Shareholders that invest in the Portfolio through a financial intermediary should contact their financial intermediary regarding purchase and redemption procedures. The Portfolio generally is available for investment only by institutional clients, clients of registered investment advisors, clients of financial institutions and a limited number of certain other investors as approved from time to time by the Advisor. All investments are subject to approval of the Advisor.

Tax Information

The dividends and distributions you receive from the Portfolio are taxable and generally will be taxed as ordinary income, capital gains, or some combination of both, unless you are investing through a tax-advantaged arrangement, such as a 401(k) plan or an individual retirement account, in which case distributions may be taxed as ordinary income when withdrawn from the plan or account.

Payments to Financial Intermediaries

If you purchase the Portfolio through a broker-dealer or other financial intermediary (such as a bank), the Portfolio and its related companies may pay the intermediary for the sale of the Portfolio shares and/or related services. These payments may create a conflict of interest by influencing the financial intermediary to recommend the Portfolio over another investment. Ask your financial advisor or visit your financial intermediary's website for more information.

Emerging Markets Value Portfolio

Investment Objective

The investment objective of the Emerging Markets Value Portfolio (the "Portfolio") is to achieve long-term capital appreciation. The Emerging Markets Value Portfolio is a Feeder Portfolio and pursues its objective by investing substantially all of its assets in its corresponding Master Fund, the Dimensional Emerging Markets Value Fund (the "Emerging Markets Value Fund"), which has the same investment objective and policies as the Portfolio.

Fees and Expenses of the Portfolio

This table describes the fees and expenses you may pay if you buy, hold or sell shares of the Portfolio. **You may pay other fees, such as brokerage commissions and other fees to financial intermediaries, which are not reflected in the table and Example below.**

Shareholder Fees (fees paid directly from your investment): None

Annual Fund Operating Expenses (expenses that you pay each year as a percentage of the value of your investment)¹

Management Fee	0.48%
Other Expenses	0.07%
Total Annual Fund Operating Expenses	0.55%
Fee Waiver and/or Expense Reimbursement ²	0.11%
Total Annual Fund Operating Expenses After Fee Waiver and/or Expense Reimbursement	0.44%

¹ The "Management Fee" includes an investment management fee payable by the Feeder Portfolio and an investment management fee payable by the Master Fund. For any period when the Feeder Portfolio is invested in other funds managed by Dimensional Fund Advisors LP (the "Advisor") (collectively, "Underlying Funds"), the Advisor has contractually agreed to permanently waive the Feeder Portfolio's direct investment management fee to the extent necessary to offset the proportionate share of any Underlying Fund's investment management fee paid by the Feeder Portfolio through its investment in such Underlying Fund. The amounts set forth under "Other Expenses" and "Total Annual Fund Operating Expenses" reflect the direct expenses of the Feeder Portfolio and the indirect expenses of the Feeder Portfolio's portion of the expenses of the Master Fund.

² The Advisor has further agreed to waive certain fees and in certain instances, assume certain expenses of the Portfolio. This portion of the Fee Waiver and Expense Assumption Agreement for the Portfolio will remain in effect through February 28, 2027, and may only be terminated by the Fund's Board of Directors prior to that date (the "Temporary Fee Waiver"). The Advisor retains the right to seek reimbursement for any fees previously waived and/or expenses previously assumed up to thirty-six months after such fee waiver and/or expense assumption.

EXAMPLE

This Example is meant to help you compare the cost of investing in the Portfolio with the cost of investing in other funds. The Example reflects the aggregate annual operating expenses of the Portfolio and its portion of the expenses of the Series. The Example assumes that you invest \$10,000 in the Portfolio for the time periods indicated. The Example also assumes that your investment has a 5% return each year and that the Portfolio's operating expenses remain the same. The costs for the Portfolio reflect the net expenses of the Portfolio that result from the Temporary Fee Waiver in the first year only. Although your actual costs may be higher or lower, based on these assumptions your costs whether you redeem or hold your shares would be:

1 Year	3 Years	5 Years	10 Years
\$45	\$143	\$251	\$566

PORTFOLIO TURNOVER

A fund generally pays transaction costs, such as commissions, when it buys and sells securities (or “turns over” its portfolio). A higher portfolio turnover may indicate higher transaction costs and may result in higher taxes when fund shares are held in a taxable account. These costs, which are not reflected in Annual Fund Operating Expenses or in the Example, affect the Portfolio’s performance. During the most recent fiscal year, the Series’ portfolio turnover rate was 11% of the average value of its investment portfolio.

Principal Investment Strategies

The Emerging Markets Value Portfolio invests substantially all of its assets in the Emerging Markets Value Fund. To achieve the Portfolio’s and the Series’ investment objectives, Dimensional Fund Advisors LP (the “Advisor”) implements an integrated investment approach that combines research, portfolio design, portfolio management, and trading functions. As further described below, the Series’ design emphasizes long-term drivers of expected returns identified by the Advisor’s research, while balancing risk through broad diversification across companies, sectors, and countries. The Advisor’s portfolio management and trading processes further balance those long-term drivers of expected returns with shorter-term drivers of expected returns and trading costs.

The Emerging Markets Value Fund is designed to purchase emerging market equity securities that are deemed by the Advisor to be lower relative price stocks at the time of purchase and associated with emerging markets, which may include frontier markets (emerging market countries in an earlier stage of development), authorized for investment by the Advisor’s Investment Committee (“Approved Markets”). An equity issuer is considered to have a low relative price (i.e., a value stock) primarily because it has a low price in relation to its book value. In assessing relative price, the Advisor may consider additional factors such as price to cash flow or price to earnings ratios. The Emerging Markets Value Fund may emphasize certain stocks, including smaller capitalization companies, lower relative price stocks, and/or higher profitability stocks as compared to their representation in the value segments of the Approved Markets in which the Fund is authorized to invest. An equity issuer is considered to have high profitability because it has high earnings or profits from operations in relation to its book value or assets. The criteria the Advisor uses for assessing relative price and profitability are subject to change from time to time. As a non-fundamental policy, under normal circumstances, the Emerging Markets Value Fund will invest at least 80% of its net assets in emerging markets investments that are defined in the Prospectus as Approved Markets securities. The Emerging Markets Value Fund may purchase emerging market equity securities across all market capitalizations.

The Advisor may also increase or reduce the Emerging Market Value Fund’s exposure to an eligible company, or exclude a company, based on shorter-term considerations, such as a company’s price momentum, short-run reversals, and investment characteristics. In assessing a company’s investment characteristics, the Advisor considers ratios such as recent changes in assets divided by total assets. The criteria the Advisor uses for assessing a company’s investment characteristics are subject to change from time to time. In addition, the Advisor seeks to reduce trading costs using a flexible trading approach that looks for opportunities to participate in the available market liquidity, while managing turnover and explicit transaction costs.

The Emerging Markets Value Fund may gain exposure to companies associated with Approved Markets by purchasing equity securities in the form of depositary receipts, which may be listed or traded outside the issuer’s domicile country. The Emerging Markets Value Fund may also invest in China A-shares (equity securities of companies listed in China) and variable interest entities (special structures that utilize contractual arrangements to provide exposure to certain Chinese companies). The Emerging Markets Value Portfolio and the Emerging Markets Value Fund each may purchase or sell futures contracts and options on futures contracts for Approved Market or other equity market securities and indices, including those of the United States, to increase or decrease equity market exposure based on actual or expected cash inflows to or outflows from the Portfolio or Emerging Markets Value Fund. Because many of the Emerging Markets Value Fund’s and the Portfolio’s investments may be denominated in foreign currencies, the Emerging Markets Value Fund and the Portfolio may enter into foreign currency exchange transactions, including foreign currency forward contracts, in connection with the settlement of foreign securities or to transfer cash balances from one currency to another currency.

The Emerging Markets Value Fund may lend its portfolio securities to generate additional income.

Principal Risks

Because the value of your investment in the Portfolio will fluctuate, there is the risk that you will lose money. An investment in the Portfolio is not a deposit of a bank and is not insured or guaranteed by the Federal Deposit Insurance Corporation or any other government agency. The following is a description of principal risks of investing in the Portfolio.

Equity Market Risk: Even a long-term investment approach cannot guarantee a profit. Economic, market, environmental, political, and issuer-specific conditions and events will cause the value of equity securities, and a fund that owns them, to rise or fall. Stock markets are volatile, with periods of rising prices and periods of falling prices.

Foreign Securities and Currencies Risk: Foreign securities prices may decline or fluctuate because of: (a) economic or political actions of foreign governments, and/or (b) less regulated or liquid securities markets. Investors holding these securities may also be exposed to foreign currency risk (the possibility that foreign currency will fluctuate in value against the U.S. dollar or that a foreign government will convert, or be forced to convert, its currency to another currency, changing its value against the U.S. dollar). The Series does not hedge foreign currency risk.

Foreign issuers may not be subject to uniform accounting, auditing and financial reporting standards and there may be less reliable and publicly available financial and other information about such issuers, as compared to U.S. issuers. A fund may have greater difficulty voting proxies, exercising shareholder rights, securing dividends and/or interest and obtaining information regarding corporate actions on a timely basis, pursuing legal remedies, and obtaining judgments with respect to foreign investments in foreign courts than with respect to domestic issuers in U.S. courts.

Depository receipts are generally subject to the same risks as the foreign securities that they evidence or into which they may be converted. In addition, the underlying issuers of certain depository receipts, particularly unsponsored or unregistered depository receipts, are under no obligation to distribute shareholder communications to the holders of such receipts, or to pass through to them any voting rights with respect to the deposited securities. Depository receipts that are not sponsored by the issuer may be less liquid and there may be less readily available public information about the issuer.

Geographic Focus Risk: If a fund focuses its investments in securities of issuers located in a particular country or region, the fund may be subjected, to a greater extent than if its investments were less focused, to the risks of volatile economic cycles and/or conditions and developments that may be particular to that country or region, such as: adverse securities markets; adverse exchange rates; adverse social, political, regulatory, economic, business, environmental or other developments; or natural disasters.

Emerging Markets Risk: Securities of issuers associated with emerging market countries may be subject to higher and additional risks than securities of issuers in developed foreign markets. Numerous emerging market countries have a history of, and continue to experience serious, and potentially continuing, economic and political problems. Stock markets in many emerging market countries are relatively small, expensive to trade in and generally have higher risks than those in developed markets. Securities in emerging markets also may be less liquid than those in developed markets and foreigners are often limited in their ability to invest in, and withdraw assets from, these markets. Additional restrictions may be imposed under other conditions. Frontier market countries generally have smaller economies or less developed capital markets and, as a result, the risks of investing in emerging market countries are magnified in frontier market countries.

China Investments Risk: There are special risks associated with investments in China, Hong Kong, and Taiwan. China, Hong Kong, and Taiwan are highly interconnected and interdependent, with relationships built on trade, finance, culture, and politics. Despite prior economic and trade reforms and the prior expansion of private ownership of companies in certain sectors, the Chinese government still exercises substantial influence over many aspects of the private sector and may own or control many companies, including by embedding Chinese Communist Party or People's Armed Forces Department personnel in Chinese companies. In addition, the Chinese government continues to maintain a major role in economic policy making and may alter or discontinue economic or trade reforms at any time. Investing in China involves risks of losses due to expropriation, nationalization, confiscation of

assets and property, and the imposition of restrictions on foreign investments and on repatriation of capital invested.

Investments in China, Hong Kong, and Taiwan are also subject to the risk of escalating tensions and deteriorating relations with the U.S. as economic and strategic competition between the U.S. and China intensifies, which could result in further tariffs, trade restrictions, sanctions, or other actions that adversely impact the value of such investments. A reduction in spending on Chinese products and services, supply chain diversification or the institution of additional tariffs or other trade barriers, including as a result of heightened trade tensions between China and the United States may also have an adverse impact on the Chinese economy. In addition, investments in Taiwan could be adversely affected by its political and economic relationship with China. Certain securities issued by companies located or operating in China, such as China A-shares, are also subject to trading restrictions, quota limitations and less market liquidity, which could pose risks to a fund investing in such securities. In addition, investments in special structures that utilize contractual arrangements to provide exposure to certain Chinese companies, known as variable interest entities (“VIEs”), that operate in sectors in which China restricts and/or prohibits foreign investments may present additional risks. The Chinese government’s acceptance of the VIE structure is evolving. It is uncertain whether Chinese officials and regulators will withdraw their acceptance of the structure generally, or with respect to certain industries, or whether Chinese courts or arbitration bodies would decline to enforce the contractual rights of foreign investors, each of which would likely have significant, detrimental, and possibly permanent losses on the value of such investments.

Small and Mid-Cap Company Risk: Securities of small and mid-cap companies are often less liquid than those of large companies and this could make it difficult to sell a small or mid-cap company security at a desired time or price. As a result, small and mid-cap company stocks may fluctuate relatively more in price. In general, small and mid-capitalization companies are also more vulnerable than larger companies to adverse business or economic developments and they may have more limited resources.

Value Investment Risk: Value stocks may perform differently from the market as a whole and an investment strategy purchasing these securities may cause a fund to at times underperform equity funds that use other investment strategies. Value stocks can react differently to political, economic, and industry developments than the market as a whole and other types of stocks. Value stocks also may underperform the market for long periods of time.

Profitability Investment Risk: High relative profitability stocks may perform differently from the market as a whole and an investment strategy purchasing these securities may cause a fund to at times underperform equity funds that use other investment strategies.

Derivatives Risk: Derivatives are instruments, such as futures contracts, and options thereon, and foreign currency forward contracts, whose value is derived from that of other assets, rates or indices. The use of derivatives for non-hedging purposes may be considered to carry more risk than other types of investments. When a fund uses derivatives, the fund will be directly exposed to the risks of those derivatives. Derivative instruments are subject to a number of risks including counterparty, settlement, liquidity, interest rate, market, credit and management risks, as well as difficulties with respect to valuation. Changes in the value of a derivative may not correlate perfectly with the underlying asset, rate or index, and a fund could lose more than the principal amount invested.

Securities Lending Risk: Securities lending involves the risk that the borrower may fail to return the securities in a timely manner or at all. As a result, a fund may lose money and there may be a delay in recovering the loaned securities. A fund could also lose money if it does not recover the securities and/or the value of the collateral falls, including the value of investments made with cash collateral. Securities lending also may have certain adverse tax consequences.

Operational Risk: Operational risks include human error, changes in personnel, system changes, faults in communication, and failures in systems, technology, or processes, and the use of artificial intelligence and machine learning (“AI”). Various operational events or circumstances are outside a fund’s or its advisor’s control, including instances at third parties. A fund and its advisor seek to reduce these operational risks through controls and procedures. However, measures that seek to reduce these operational risks through controls and procedures may not address every possible risk and may be inadequate to address these risks.

Cyber Security Risk: A fund and its service providers’ use of internet, technology and information systems may expose the fund to potential risks linked to cyber security breaches of those technological or information systems.

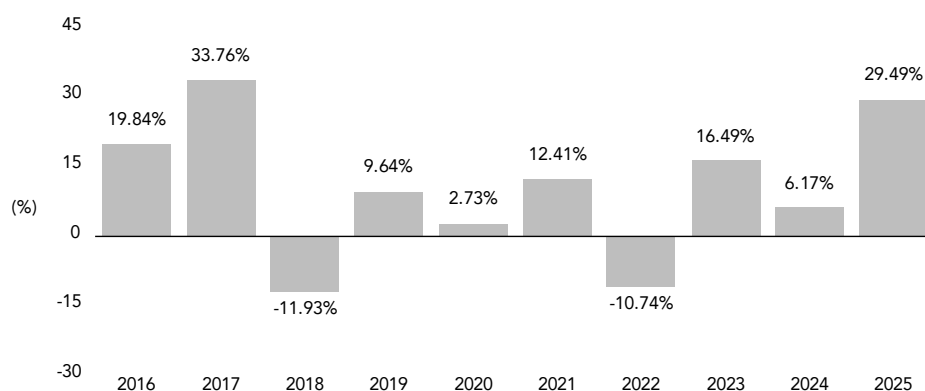
Cyber security breaches, amongst other things, could allow an unauthorized party to gain access to proprietary information, customer data, or fund assets, or cause the fund and/or its service providers to suffer data corruption or lose operational functionality.

Performance

The bar chart and table immediately following illustrate the variability of the Portfolio's returns and are meant to provide some indication of the risks of investing in the Portfolio. The bar chart shows the changes in the Portfolio's performance from year to year. The table illustrates how annualized returns for certain periods, both before and after taxes, compare with those of a broad measure of market performance. The table also includes the performance of an additional index with a similar investment universe as the Portfolio. The Portfolio's past performance (before and after taxes) is not an indication of future results. Updated performance information for the Portfolio can be obtained by visiting <https://www.dimensional.com/us-en/funds>.

The after-tax returns presented in the table for the Portfolio are calculated using the historical highest individual federal marginal income tax rates and do not reflect the impact of state and local taxes. Actual after-tax returns depend on an investor's tax situation and may differ from those shown in the table. In addition, the after-tax returns shown are not relevant to investors who hold shares of the Portfolio through tax-advantaged arrangements, such as 401(k) plans or individual retirement accounts.

Emerging Markets Value Portfolio Institutional Class Shares —Total Returns



January 2016-December 2025
 Highest Quarter: 20.97% 2020, Q4
 Lowest Quarter: -31.89% 2020, Q1

Annualized Returns (%)

Periods ended December 31, 2025

	1 Year	5 Years	10 Years
Emerging Markets Value Portfolio			
Return Before Taxes	29.49%	9.95%	9.84%
Return After Taxes on Distributions	28.14%	8.79%	8.93%
Return After Taxes on Distributions and Sale of Portfolio Shares	18.09%	7.59%	7.84%
MSCI Emerging Markets Value Index (net dividends)			
(reflects no deduction for fees, expenses or taxes on sales)	32.74%	6.76%	7.96%
MSCI Emerging Markets Index (net dividends)			
(reflects no deduction for fees, expenses or taxes on sales)	33.57%	4.20%	8.42%

Investment Advisor/Portfolio Management

Dimensional Fund Advisors LP serves as the investment advisor for the Portfolio and the Series. Dimensional Fund Advisors Ltd. and DFA Australia Limited serve as the sub-advisors for the Series. The following individuals are responsible for leading the day-to-day management of the Portfolio and the Series:

- **Jed S. Fogdall**, Global Head of Portfolio Management, Chairman of the Investment Committee, Vice President, and Senior Portfolio Manager of the Advisor, has been a portfolio manager of the Portfolio since 2010.
- **Ethan Wren**, Vice President and Senior Portfolio Manager of the Advisor, has been a portfolio manager of the Portfolio since 2020.
- **Mary T. Phillips**, Deputy Head of Portfolio Management, North America, member of the Investment Committee, Vice President, and Senior Portfolio Manager of the Advisor, has been a portfolio manager of the Portfolio since 2024.

Purchase and Redemption of Fund Shares

Investors may purchase or redeem shares of the Portfolio on each day that the New York Stock Exchange is scheduled to be open for business by first contacting the Portfolio's transfer agent at (888) 576-1167. Shareholders that invest in the Portfolio through a financial intermediary should contact their financial intermediary regarding purchase and redemption procedures. The Portfolio generally is available for investment only by institutional clients, clients of registered investment advisors, clients of financial institutions and a limited number of certain other investors as approved from time to time by the Advisor. All investments are subject to approval of the Advisor.

Tax Information

The dividends and distributions you receive from the Portfolio are taxable and generally will be taxed as ordinary income, capital gains, or some combination of both, unless you are investing through a tax-advantaged arrangement, such as a 401(k) plan or an individual retirement account, in which case distributions may be taxed as ordinary income when withdrawn from the plan or account.

Payments to Financial Intermediaries

If you purchase the Portfolio through a broker-dealer or other financial intermediary (such as a bank), the Portfolio and its related companies may pay the intermediary for the sale of the Portfolio shares and/or related services. These payments may create a conflict of interest by influencing the financial intermediary to recommend the Portfolio over another investment. Ask your financial advisor or visit your financial intermediary's website for more information.

Emerging Markets Targeted Value Portfolio

Investment Objective

The investment objective of the Emerging Markets Targeted Value Portfolio (the "Portfolio") is long-term capital appreciation.

Fees and Expenses of the Portfolio

This table describes the fees and expenses you may pay if you buy, hold or sell shares of the Portfolio. **You may pay other fees, such as brokerage commissions and other fees to financial intermediaries, which are not reflected in the table and Example below.**

Shareholder Fees (fees paid directly from your investment): None

Annual Fund Operating Expenses (expenses that you pay each year as a percentage of the value of your investment)

Management Fee	0.52%
Other Expenses	0.13%
Total Annual Fund Operating Expenses	0.65%
Fee Waiver and/or Expense Reimbursement ¹	0.07%
Total Annual Fund Operating Expenses After Fee Waiver and/or Expense Reimbursement	0.58%

¹ Dimensional Fund Advisors LP (the "Advisor") has agreed to waive certain fees and in certain instances, assume certain expenses of the Portfolio. The Fee Waiver and/or Expense Assumption Agreement for the Portfolio will remain in effect through February 28, 2027, and may only be terminated by the Fund's Board of Directors prior to that date. Under certain circumstances, the Advisor retains the right to seek reimbursement for any fees previously waived and/or expenses previously assumed up to thirty-six months after such fee waiver and/or expense assumption.

EXAMPLE

This Example is meant to help you compare the cost of investing in the Portfolio with the cost of investing in other funds. The Example assumes that you invest \$10,000 in the Portfolio for the time periods indicated. The Example also assumes that your investment has a 5% return each year and that the Portfolio's operating expenses remain the same. The costs for the Portfolio reflect the net expenses of the Portfolio that result from the contractual expense waiver in the first year only. Although your actual costs may be higher or lower, based on these assumptions your costs whether you redeem or hold your shares would be:

1 Year	3 Years	5 Years	10 Years
\$59	\$201	\$355	\$804

PORTFOLIO TURNOVER

A fund generally pays transaction costs, such as commissions, when it buys and sells securities (or "turns over" its portfolio). A higher portfolio turnover may indicate higher transaction costs and may result in higher taxes when fund shares are held in a taxable account. These costs, which are not reflected in Annual Fund Operating Expenses or in the Example, affect the Portfolio's performance. During the most recent fiscal year, the Portfolio's portfolio turnover rate was 21% of the average value of its investment portfolio.

Principal Investment Strategies

To achieve the Emerging Markets Targeted Value Portfolio's investment objective, Dimensional Fund Advisors LP (the "Advisor") implements an integrated investment approach that combines research, portfolio design, portfolio management, and trading functions. As further described below, the Portfolio's design emphasizes long-term drivers of expected returns identified by the Advisor's research, while balancing risk through broad diversification across companies, sectors, and countries. The Advisor's portfolio management and trading processes further balance those long-term drivers of expected returns with shorter-term drivers of expected returns and trading costs.

The Emerging Markets Targeted Value Portfolio is designed to provide exposure to a broad and diverse portfolio of securities, with a focus on small and mid-cap lower relative price companies with higher profitability associated with emerging markets, which may include frontier markets (emerging market countries in an earlier stage of development), authorized for investment by the Advisor's Investment Committee ("Approved Markets"). The Advisor determines size based primarily on market capitalization. A company's market capitalization is the number of its shares outstanding times its price per share. An equity issuer is considered to have a low relative price (i.e., a value stock) primarily because it has a low price in relation to its book value. In assessing relative price, the Advisor may consider additional factors such as price to cash flow or price to earnings ratios. The Portfolio may emphasize certain stocks, including smaller capitalization companies, lower relative price stocks, and/or higher profitability stocks as compared to their representation in the small- and mid-cap value segments of the Approved Markets in which the Portfolio is authorized to invest. An equity issuer is considered to have high profitability because it has high earnings or profits from operations in relation to its book value or assets. The criteria the Advisor uses for assessing relative price and profitability are subject to change from time to time.

As a non-fundamental policy, under normal circumstances, the Emerging Markets Targeted Value Portfolio will invest at least 80% of its net assets in emerging markets equity investments that are defined in the Prospectus as Approved Market securities.

The Advisor may also increase or reduce the Emerging Markets Targeted Value Portfolio's exposure to an eligible company, or exclude a company, based on shorter-term considerations, such as a company's price momentum, short-run reversals, and investment characteristics. In assessing a company's investment characteristics, the Advisor considers ratios such as recent changes in assets divided by total assets. The criteria the Advisor uses for assessing a company's investment characteristics are subject to change from time to time. In addition, the Advisor seeks to reduce trading costs using a flexible trading approach that looks for opportunities to participate in the available market liquidity, while managing turnover and explicit transaction costs.

The Emerging Markets Targeted Value Portfolio may gain exposure to companies associated with Approved Markets by purchasing equity securities in the form of depositary receipts, which may be listed or traded outside the issuer's domicile country. The Portfolio may also invest in China A-shares (equity securities of companies listed in China) and variable interest entities (special structures that utilize contractual arrangements to provide exposure to certain Chinese companies). The Portfolio may purchase or sell futures contracts and options on futures contracts for Approved Market or other equity market securities and indices, including those of the United States, to increase or decrease equity market exposure based on actual or expected cash inflows to or outflows from the Portfolio. Because many of the Portfolio's investments may be denominated in foreign currencies, the Portfolio may enter into foreign currency exchange transactions, including foreign currency forward contracts, in connection with the settlement of foreign securities or to transfer cash balances from one currency to another currency.

The Emerging Markets Targeted Value Portfolio may lend its portfolio securities to generate additional income.

Principal Risks

Because the value of your investment in the Portfolio will fluctuate, there is the risk that you will lose money. An investment in the Portfolio is not a deposit of a bank and is not insured or guaranteed by the Federal Deposit Insurance Corporation or any other government agency. The following is a description of principal risks of investing in the Portfolio.

Equity Market Risk: Even a long-term investment approach cannot guarantee a profit. Economic, market, environmental, political, and issuer-specific conditions and events will cause the value of equity securities, and a

fund that owns them, to rise or fall. Stock markets are volatile, with periods of rising prices and periods of falling prices.

Foreign Securities and Currencies Risk: Foreign securities prices may decline or fluctuate because of: (a) economic or political actions of foreign governments, and/or (b) less regulated or liquid securities markets. Investors holding these securities may also be exposed to foreign currency risk (the possibility that foreign currency will fluctuate in value against the U.S. dollar or that a foreign government will convert, or be forced to convert, its currency to another currency, changing its value against the U.S. dollar). The Portfolio does not hedge foreign currency risk.

Foreign issuers may not be subject to uniform accounting, auditing and financial reporting standards and there may be less reliable and publicly available financial and other information about such issuers, as compared to U.S. issuers. A fund may have greater difficulty voting proxies, exercising shareholder rights, securing dividends and/or interest and obtaining information regarding corporate actions on a timely basis, pursuing legal remedies, and obtaining judgments with respect to foreign investments in foreign courts than with respect to domestic issuers in U.S. courts.

Depository receipts are generally subject to the same risks as the foreign securities that they evidence or into which they may be converted. In addition, the underlying issuers of certain depository receipts, particularly unsponsored or unregistered depository receipts, are under no obligation to distribute shareholder communications to the holders of such receipts, or to pass through to them any voting rights with respect to the deposited securities. Depository receipts that are not sponsored by the issuer may be less liquid and there may be less readily available public information about the issuer.

Geographic Focus Risk: If a fund focuses its investments in securities of issuers located in a particular country or region, the fund may be subjected, to a greater extent than if its investments were less focused, to the risks of volatile economic cycles and/or conditions and developments that may be particular to that country or region, such as: adverse securities markets; adverse exchange rates; adverse social, political, regulatory, economic, business, environmental or other developments; or natural disasters.

Small and Mid-Cap Company Risk: Securities of small and mid-cap companies are often less liquid than those of large companies and this could make it difficult to sell a small or mid-cap company security at a desired time or price. As a result, small and mid-cap company stocks may fluctuate relatively more in price. In general, small and mid-capitalization companies are also more vulnerable than larger companies to adverse business or economic developments and they may have more limited resources.

Emerging Markets Risk: Securities of issuers associated with emerging market countries may be subject to higher and additional risks than securities of issuers in developed foreign markets. Numerous emerging market countries have a history of, and continue to experience serious, and potentially continuing, economic and political problems. Stock markets in many emerging market countries are relatively small, expensive to trade in and generally have higher risks than those in developed markets. Securities in emerging markets also may be less liquid than those in developed markets and foreigners are often limited in their ability to invest in, and withdraw assets from, these markets. Additional restrictions may be imposed under other conditions. Frontier market countries generally have smaller economies or less developed capital markets and, as a result, the risks of investing in emerging market countries are magnified in frontier market countries.

China Investments Risk: There are special risks associated with investments in China, Hong Kong, and Taiwan. China, Hong Kong, and Taiwan are highly interconnected and interdependent, with relationships built on trade, finance, culture, and politics. Despite prior economic and trade reforms and the prior expansion of private ownership of companies in certain sectors, the Chinese government still exercises substantial influence over many aspects of the private sector and may own or control many companies, including by embedding Chinese Communist Party or People's Armed Forces Department personnel in Chinese companies. In addition, the Chinese government continues to maintain a major role in economic policy making and may alter or discontinue economic or trade reforms at any time. Investing in China involves risks of losses due to expropriation, nationalization, confiscation of assets and property, and the imposition of restrictions on foreign investments and on repatriation of capital invested.

Investments in China, Hong Kong, and Taiwan are also subject to the risk of escalating tensions and deteriorating relations with the U.S. as economic and strategic competition between the U.S. and China intensifies, which could

result in further tariffs, trade restrictions, sanctions, or other actions that adversely impact the value of such investments. A reduction in spending on Chinese products and services, supply chain diversification or the institution of additional tariffs or other trade barriers, including as a result of heightened trade tensions between China and the United States may also have an adverse impact on the Chinese economy. In addition, investments in Taiwan could be adversely affected by its political and economic relationship with China. Certain securities issued by companies located or operating in China, such as China A-shares, are also subject to trading restrictions, quota limitations and less market liquidity, which could pose risks to a fund investing in such securities. In addition, investments in special structures that utilize contractual arrangements to provide exposure to certain Chinese companies, known as variable interest entities (“VIEs”), that operate in sectors in which China restricts and/or prohibits foreign investments may present additional risks. The Chinese government’s acceptance of the VIE structure is evolving. It is uncertain whether Chinese officials and regulators will withdraw their acceptance of the structure generally, or with respect to certain industries, or whether Chinese courts or arbitration bodies would decline to enforce the contractual rights of foreign investors, each of which would likely have significant, detrimental, and possibly permanent losses on the value of such investments.

Value Investment Risk: Value stocks may perform differently from the market as a whole and an investment strategy purchasing these securities may cause a fund to at times underperform equity funds that use other investment strategies. Value stocks can react differently to political, economic, and industry developments than the market as a whole and other types of stocks. Value stocks also may underperform the market for long periods of time.

Profitability Investment Risk: High relative profitability stocks may perform differently from the market as a whole and an investment strategy purchasing these securities may cause a fund to at times underperform equity funds that use other investment strategies.

Derivatives Risk: Derivatives are instruments, such as futures contracts, and options thereon, and foreign currency forward contracts, whose value is derived from that of other assets, rates or indices. The use of derivatives for non-hedging purposes may be considered to carry more risk than other types of investments. When a fund uses derivatives, the fund will be directly exposed to the risks of those derivatives. Derivative instruments are subject to a number of risks including counterparty, settlement, liquidity, interest rate, market, credit and management risks, as well as difficulties with respect to valuation. Changes in the value of a derivative may not correlate perfectly with the underlying asset, rate or index, and a fund could lose more than the principal amount invested.

Securities Lending Risk: Securities lending involves the risk that the borrower may fail to return the securities in a timely manner or at all. As a result, a fund may lose money and there may be a delay in recovering the loaned securities. A fund could also lose money if it does not recover the securities and/or the value of the collateral falls, including the value of investments made with cash collateral. Securities lending also may have certain adverse tax consequences.

Operational Risk: Operational risks include human error, changes in personnel, system changes, faults in communication, and failures in systems, technology, or processes, and the use of artificial intelligence and machine learning (“AI”). Various operational events or circumstances are outside a fund’s or its advisor’s control, including instances at third parties. A fund and its advisor seek to reduce these operational risks through controls and procedures. However, measures that seek to reduce these operational risks through controls and procedures may not address every possible risk and may be inadequate to address these risks.

Cyber Security Risk: A fund and its service providers’ use of internet, technology and information systems may expose the fund to potential risks linked to cyber security breaches of those technological or information systems. Cyber security breaches, amongst other things, could allow an unauthorized party to gain access to proprietary information, customer data, or fund assets, or cause the fund and/or its service providers to suffer data corruption or lose operational functionality.

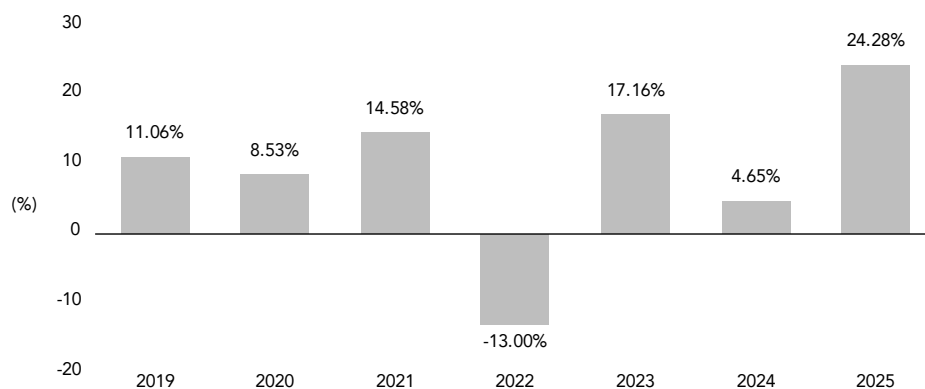
Performance

The bar chart and table immediately following illustrate the variability of the Portfolio’s returns and are meant to provide some indication of the risks of investing in the Portfolio. The bar chart shows the changes in the Portfolio’s performance from year to year. The table illustrates how annualized returns for certain periods, both before and after taxes, compare with those of a broad measure of market performance. The Portfolio’s past performance (before and

after taxes) is not an indication of future results. Updated performance information for the Portfolio can be obtained by visiting <https://www.dimensional.com/us-en/funds>.

The after-tax returns presented in the table for the Portfolio are calculated using the historical highest individual federal marginal income tax rates and do not reflect the impact of state and local taxes. Actual after-tax returns depend on an investor's tax situation and may differ from those shown in the table. In addition, the after-tax returns shown are not relevant to investors who hold shares of the Portfolio through tax-advantaged arrangements, such as 401(k) plans or individual retirement accounts.

Emerging Markets Targeted Value Portfolio Institutional Class Shares —Total Returns



January 2019-December 2025

Highest Quarter: 23.88% 2020, Q2
 Lowest Quarter: -33.64% 2020, Q1

Annualized Returns (%)

Periods ended December 31, 2025

	1 Year	5 Years	Since Inception
Emerging Markets Targeted Value Portfolio			
Return Before Taxes	24.28%	8.72%	8.91% ¹
Return After Taxes on Distributions	22.39%	6.99%	7.44% ¹
Return After Taxes on Distributions and Sale of Portfolio Shares	14.90%	6.37%	6.67% ¹
MSCI Emerging Markets Index (net dividends)			
(reflects no deduction for fees, expenses or taxes on sales)	33.57%	4.20%	7.92% ¹

¹ Since inception November 14, 2018.

Investment Advisor/Portfolio Management

Dimensional Fund Advisors LP serves as the investment advisor for the Portfolio. Dimensional Fund Advisors Ltd. and DFA Australia Limited serve as the sub-advisors for the Portfolio. The following individuals are responsible for leading the day-to-day management of the Portfolio:

- **Jed S. Fogdall**, Global Head of Portfolio Management, Chairman of the Investment Committee, Vice President, and Senior Portfolio Manager of the Advisor, has been a portfolio manager of the Portfolio since inception (2018).

- **Ethan Wren**, Vice President and Senior Portfolio Manager of the Advisor, has been a portfolio manager of the Portfolio since 2020.
- **Mary T. Phillips**, Deputy Head of Portfolio Management, North America, member of the Investment Committee, Vice President, and Senior Portfolio Manager of the Advisor, has been a portfolio manager of the Portfolio since 2024.

Purchase and Redemption of Fund Shares

Investors may purchase or redeem shares of the Portfolio on each day that the New York Stock Exchange is scheduled to be open for business by first contacting the Portfolio's transfer agent at (888) 576-1167. Shareholders that invest in the Portfolio through a financial intermediary should contact their financial intermediary regarding purchase and redemption procedures. The Portfolio generally is available for investment only by institutional clients, clients of registered investment advisors, clients of financial institutions and a limited number of certain other investors as approved from time to time by the Advisor. All investments are subject to approval of the Advisor.

Tax Information

The dividends and distributions you receive from the Portfolio are taxable and generally will be taxed as ordinary income, capital gains, or some combination of both, unless you are investing through a tax-advantaged arrangement, such as a 401(k) plan or an individual retirement account, in which case distributions may be taxed as ordinary income when withdrawn from the plan or account.

Payments to Financial Intermediaries

If you purchase the Portfolio through a broker-dealer or other financial intermediary (such as a bank), the Portfolio and its related companies may pay the intermediary for the sale of the Portfolio shares and/or related services. These payments may create a conflict of interest by influencing the financial intermediary to recommend the Portfolio over another investment. Ask your financial advisor or visit your financial intermediary's website for more information.

Emerging Markets Small Cap Portfolio

Investment Objective

The investment objective of the Emerging Markets Small Cap Portfolio (the "Portfolio") is to achieve long-term capital appreciation. The Emerging Markets Small Cap Portfolio is a Feeder Portfolio and pursues its objective by investing substantially all of its assets in its corresponding Master Fund, The Emerging Markets Small Cap Series (the "Emerging Markets Small Cap Series" or the "Series") of The DFA Investment Trust Company (the "Trust"), which has the same investment objective and policies as the Portfolio.

Fees and Expenses of the Portfolio

This table describes the fees and expenses you may pay if you buy, hold or sell shares of the Portfolio. **You may pay other fees, such as brokerage commissions and other fees to financial intermediaries, which are not reflected in the table and Example below.**

Shareholder Fees (fees paid directly from your investment): None

Annual Fund Operating Expenses (expenses that you pay each year as a percentage of the value of your investment)¹

Management Fee	0.72%
Other Expenses	0.08%
Total Annual Fund Operating Expenses	0.80%
Fee Waiver and/or Expense Reimbursement	0.20%
Total Annual Fund Operating Expenses After Fee Waiver and/or Expense Reimbursement	0.60%

¹ The "Management Fee" includes an investment management fee payable by the Feeder Portfolio and an investment management fee payable by the Master Fund. For any period when the Feeder Portfolio is invested in other funds managed by Dimensional Fund Advisors LP (the "Advisor") (collectively, "Underlying Funds"), the Advisor has contractually agreed to permanently waive the Feeder Portfolio's direct investment management fee to the extent necessary to offset the proportionate share of any Underlying Fund's investment management fee paid by the Feeder Portfolio through its investment in such Underlying Fund. The amounts set forth under "Other Expenses" and "Total Annual Fund Operating Expenses" reflect the direct expenses of the Feeder Portfolio and the indirect expenses of the Feeder Portfolio's portion of the expenses of the Master Fund.

EXAMPLE

This Example is meant to help you compare the cost of investing in the Portfolio with the cost of investing in other funds. The Example reflects the aggregate annual operating expenses of the Portfolio and its portion of the expenses of the Series. The Example assumes that you invest \$10,000 in the Portfolio for the time periods indicated. The Example also assumes that your investment has a 5% return each year and that the Portfolio's operating expenses remain the same. Although your actual costs may be higher or lower, based on these assumptions your costs whether you redeem or hold your shares would be:

1 Year	3 Years	5 Years	10 Years
\$61	\$192	\$335	\$750

PORTFOLIO TURNOVER

A fund generally pays transaction costs, such as commissions, when it buys and sells securities (or "turns over" its portfolio). A higher portfolio turnover may indicate higher transaction costs and may result in higher taxes when fund shares are held in a taxable account. These costs, which are not reflected in Annual Fund Operating Expenses or in

the Example, affect the Portfolio's performance. During the most recent fiscal year, the Series' portfolio turnover rate was 11% of the average value of its investment portfolio.

Principal Investment Strategies

To achieve the Emerging Markets Small Cap Portfolio's investment objective, Dimensional Fund Advisors LP (the "Advisor") implements an integrated investment approach that combines research, portfolio design, portfolio management, and trading functions. As further described below, the Portfolio's design emphasizes long-term drivers of expected returns identified by the Advisor's research, while balancing risk through broad diversification across companies, sectors, and countries. The Advisor's portfolio management and trading processes further balance those long-term drivers of expected returns with shorter-term drivers of expected returns and trading costs.

The Emerging Markets Small Cap Portfolio invests substantially all of its assets in the Emerging Markets Small Cap Series. The Series is designed to purchase a broad market coverage of smaller companies associated with emerging markets, which may include frontier markets (emerging market countries in an earlier stage of development), authorized for investment by the Advisor's Investment Committee ("Approved Markets"). The Advisor's definition of small varies across countries and is based primarily on market capitalization. A company's market capitalization is the number of its shares outstanding times its price per share. In each country authorized for investment, the Advisor first ranks eligible companies listed on selected exchanges based on the companies' market capitalizations. The Advisor then defines the maximum market capitalization for a small company in that country. For example, based on market capitalization data as of December 31, 2025, Mexico had a size threshold of below \$5,937 million, and Greece had a size threshold of below \$3,907 million. These thresholds will change due to market conditions. The Series may emphasize certain stocks, including smaller capitalization companies, lower relative price stocks, and/or higher profitability stocks as compared to their representation in the small-cap segment of the Approved Markets in which the Series is authorized to invest. An equity issuer is considered to have a low relative price (i.e., a value stock) primarily because it has a low price in relation to its book value. In assessing relative price, the Advisor may consider additional factors such as price to cash flow or price to earnings ratios. An equity issuer is considered to have high profitability because it has high earnings or profits from operations in relation to its book value or assets. The criteria the Advisor uses for assessing relative price and profitability are subject to change from time to time.

As a non-fundamental policy, under normal circumstances, the Emerging Markets Small Cap Series will invest at least 80% of its net assets in emerging market investments that are designated in the Prospectus as Approved Market securities of small companies. The Advisor generally defines a U.S. company as one that is listed and principally traded on a securities exchange in the United States that is deemed appropriate by the Advisor.

The Advisor may also increase or reduce the Emerging Markets Small Cap Series' exposure to an eligible company, or exclude a company, based on shorter-term considerations, such as a company's price momentum, short-run reversals, and investment characteristics. In assessing a company's investment characteristics, the Advisor considers ratios such as recent changes in assets divided by total assets. The criteria the Advisor uses for assessing a company's investment characteristics are subject to change from time to time. In addition, the Advisor seeks to reduce trading costs using a flexible trading approach that looks for opportunities to participate in the available market liquidity, while managing turnover and explicit transaction costs.

The Emerging Markets Small Cap Series may gain exposure to companies associated with Approved Markets by purchasing equity securities in the form of depositary receipts, which may be listed or traded outside the issuer's domicile country. The Series may also invest in China A-shares (equity securities of companies listed in China) and variable interest entities (special structures that utilize contractual arrangements to provide exposure to certain Chinese companies). The Series and the Emerging Markets Small Cap Portfolio each may purchase or sell futures contracts and options on futures contracts for Approved Market or other equity market securities and indices, including those of the United States, to increase or decrease equity market exposure based on actual or expected cash inflows to or outflows from the Series or Portfolio. Because many of the Series' and the Portfolio's investments may be denominated in foreign currencies, the Series and the Portfolio may enter into foreign currency exchange transactions, including foreign currency forward contracts, in connection with the settlement of foreign securities or to transfer cash balances from one currency to another currency.

The Emerging Markets Small Cap Series may lend its portfolio securities to generate additional income.

Principal Risks

Because the value of your investment in the Portfolio will fluctuate, there is the risk that you will lose money. An investment in the Portfolio is not a deposit of a bank and is not insured or guaranteed by the Federal Deposit Insurance Corporation or any other government agency. The following is a description of principal risks of investing in the Portfolio.

Equity Market Risk: Even a long-term investment approach cannot guarantee a profit. Economic, market, environmental, political, and issuer-specific conditions and events will cause the value of equity securities, and a fund that owns them, to rise or fall. Stock markets are volatile, with periods of rising prices and periods of falling prices.

Foreign Securities and Currencies Risk: Foreign securities prices may decline or fluctuate because of: (a) economic or political actions of foreign governments, and/or (b) less regulated or liquid securities markets. Investors holding these securities may also be exposed to foreign currency risk (the possibility that foreign currency will fluctuate in value against the U.S. dollar or that a foreign government will convert, or be forced to convert, its currency to another currency, changing its value against the U.S. dollar). The Series does not hedge foreign currency risk.

Foreign issuers may not be subject to uniform accounting, auditing and financial reporting standards and there may be less reliable and publicly available financial and other information about such issuers, as compared to U.S. issuers. A fund may have greater difficulty voting proxies, exercising shareholder rights, securing dividends and/or interest and obtaining information regarding corporate actions on a timely basis, pursuing legal remedies, and obtaining judgments with respect to foreign investments in foreign courts than with respect to domestic issuers in U.S. courts.

Depository receipts are generally subject to the same risks as the foreign securities that they evidence or into which they may be converted. In addition, the underlying issuers of certain depository receipts, particularly unsponsored or unregistered depository receipts, are under no obligation to distribute shareholder communications to the holders of such receipts, or to pass through to them any voting rights with respect to the deposited securities. Depository receipts that are not sponsored by the issuer may be less liquid and there may be less readily available public information about the issuer.

Geographic Focus Risk: If a fund focuses its investments in securities of issuers located in a particular country or region, the fund may be subjected, to a greater extent than if its investments were less focused, to the risks of volatile economic cycles and/or conditions and developments that may be particular to that country or region, such as: adverse securities markets; adverse exchange rates; adverse social, political, regulatory, economic, business, environmental or other developments; or natural disasters.

Small Company Risk: Securities of small companies are often less liquid than those of large companies and this could make it difficult to sell a small company security at a desired time or price. As a result, small company stocks may fluctuate relatively more in price. In general, smaller capitalization companies are also more vulnerable than larger companies to adverse business or economic developments and they may have more limited resources.

Profitability Investment Risk: High relative profitability stocks may perform differently from the market as a whole and an investment strategy purchasing these securities may cause a fund to at times underperform equity funds that use other investment strategies.

Value Investment Risk: Value stocks may perform differently from the market as a whole and an investment strategy purchasing these securities may cause a fund to at times underperform equity funds that use other investment strategies. Value stocks can react differently to political, economic, and industry developments than the market as a whole and other types of stocks. Value stocks also may underperform the market for long periods of time.

Emerging Markets Risk: Securities of issuers associated with emerging market countries may be subject to higher and additional risks than securities of issuers in developed foreign markets. Numerous emerging market countries have a history of, and continue to experience serious, and potentially continuing, economic and political problems. Stock markets in many emerging market countries are relatively small, expensive to trade in and generally have higher risks than those in developed markets. Securities in emerging markets also may be less liquid than those in

developed markets and foreigners are often limited in their ability to invest in, and withdraw assets from, these markets. Additional restrictions may be imposed under other conditions. Frontier market countries generally have smaller economies or less developed capital markets and, as a result, the risks of investing in emerging market countries are magnified in frontier market countries.

China Investments Risk: There are special risks associated with investments in China, Hong Kong, and Taiwan. China, Hong Kong, and Taiwan are highly interconnected and interdependent, with relationships built on trade, finance, culture, and politics. Despite prior economic and trade reforms and the prior expansion of private ownership of companies in certain sectors, the Chinese government still exercises substantial influence over many aspects of the private sector and may own or control many companies, including by embedding Chinese Communist Party or People's Armed Forces Department personnel in Chinese companies. In addition, the Chinese government continues to maintain a major role in economic policy making and may alter or discontinue economic or trade reforms at any time. Investing in China involves risks of losses due to expropriation, nationalization, confiscation of assets and property, and the imposition of restrictions on foreign investments and on repatriation of capital invested.

Investments in China, Hong Kong, and Taiwan are also subject to the risk of escalating tensions and deteriorating relations with the U.S. as economic and strategic competition between the U.S. and China intensifies, which could result in further tariffs, trade restrictions, sanctions, or other actions that adversely impact the value of such investments. A reduction in spending on Chinese products and services, supply chain diversification or the institution of additional tariffs or other trade barriers, including as a result of heightened trade tensions between China and the United States may also have an adverse impact on the Chinese economy. In addition, investments in Taiwan could be adversely affected by its political and economic relationship with China. Certain securities issued by companies located or operating in China, such as China A-shares, are also subject to trading restrictions, quota limitations and less market liquidity, which could pose risks to a fund investing in such securities. In addition, investments in special structures that utilize contractual arrangements to provide exposure to certain Chinese companies, known as variable interest entities ("VIEs"), that operate in sectors in which China restricts and/or prohibits foreign investments may present additional risks. The Chinese government's acceptance of the VIE structure is evolving. It is uncertain whether Chinese officials and regulators will withdraw their acceptance of the structure generally, or with respect to certain industries, or whether Chinese courts or arbitration bodies would decline to enforce the contractual rights of foreign investors, each of which would likely have significant, detrimental, and possibly permanent losses on the value of such investments.

Derivatives Risk: Derivatives are instruments, such as futures contracts, and options thereon, and foreign currency forward contracts, whose value is derived from that of other assets, rates or indices. The use of derivatives for non-hedging purposes may be considered to carry more risk than other types of investments. When a fund uses derivatives, the fund will be directly exposed to the risks of those derivatives. Derivative instruments are subject to a number of risks including counterparty, settlement, liquidity, interest rate, market, credit and management risks, as well as difficulties with respect to valuation. Changes in the value of a derivative may not correlate perfectly with the underlying asset, rate or index, and a fund could lose more than the principal amount invested.

Securities Lending Risk: Securities lending involves the risk that the borrower may fail to return the securities in a timely manner or at all. As a result, a fund may lose money and there may be a delay in recovering the loaned securities. A fund could also lose money if it does not recover the securities and/or the value of the collateral falls, including the value of investments made with cash collateral. Securities lending also may have certain adverse tax consequences.

Operational Risk: Operational risks include human error, changes in personnel, system changes, faults in communication, and failures in systems, technology, or processes, and the use of artificial intelligence and machine learning ("AI"). Various operational events or circumstances are outside a fund's or its advisor's control, including instances at third parties. A fund and its advisor seek to reduce these operational risks through controls and procedures. However, measures that seek to reduce these operational risks through controls and procedures may not address every possible risk and may be inadequate to address these risks.

Cyber Security Risk: A fund and its service providers' use of internet, technology and information systems may expose the fund to potential risks linked to cyber security breaches of those technological or information systems. Cyber security breaches, amongst other things, could allow an unauthorized party to gain access to proprietary

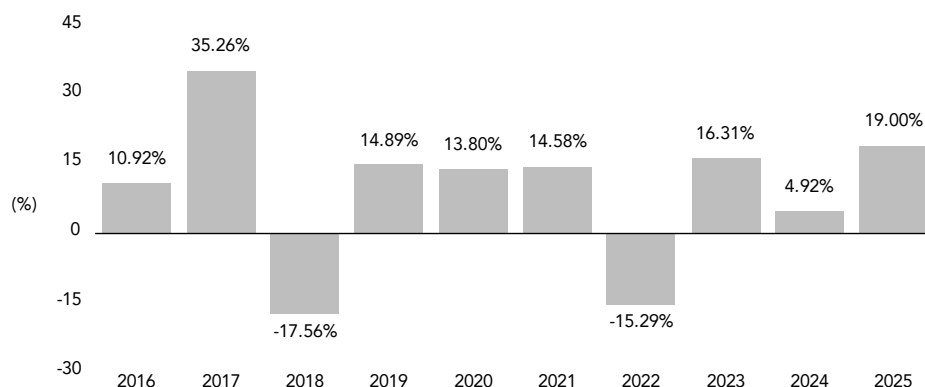
information, customer data, or fund assets, or cause the fund and/or its service providers to suffer data corruption or lose operational functionality.

Performance

The bar chart and table immediately following illustrate the variability of the Portfolio's returns and are meant to provide some indication of the risks of investing in the Portfolio. The bar chart shows the changes in the Portfolio's performance from year to year. The table illustrates how annualized returns for certain periods, both before and after taxes, compare with those of a broad measure of market performance. The Portfolio's past performance (before and after taxes) is not an indication of future results. Updated performance information for the Portfolio can be obtained by visiting <https://www.dimensional.com/us-en/funds>.

The after-tax returns presented in the table for the Portfolio are calculated using the historical highest individual federal marginal income tax rates and do not reflect the impact of state and local taxes. Actual after-tax returns depend on an investor's tax situation and may differ from those shown in the table. In addition, the after-tax returns shown are not relevant to investors who hold shares of the Portfolio through tax-advantaged arrangements, such as 401(k) plans or individual retirement accounts.

Emerging Markets Small Cap Portfolio Institutional Class Shares —Total Returns



January 2016-December 2025

Highest Quarter
26.52% 2020, Q2

Lowest Quarter
-31.56% 2020, Q1

Annualized Returns (%)

Periods ended December 31, 2025

	1 Year	5 Years	10 Years
Emerging Markets Small Cap Portfolio			
Return Before Taxes	19.00%	7.11%	8.59%
Return After Taxes on Distributions	17.79%	5.95%	7.34%
Return After Taxes on Distributions and Sale of Portfolio Shares	11.84%	5.30%	6.56%
MSCI Emerging Markets Index (net dividends)			
(reflects no deduction for fees, expenses or taxes on sales)	33.57%	4.20%	8.42%

Investment Advisor/Portfolio Management

Dimensional Fund Advisors LP serves as the investment advisor for the Portfolio and the Series. Dimensional Fund Advisors Ltd. and DFA Australia Limited serve as the sub-advisors for the Series. The following individuals are responsible for leading the day-to-day management of the Portfolio and the Series:

- **Jed S. Fogdall**, Global Head of Portfolio Management, Chairman of the Investment Committee, Vice President, and Senior Portfolio Manager of the Advisor, has been a portfolio manager of the Portfolio since 2010.
- **Ethan Wren**, Vice President and Senior Portfolio Manager of the Advisor, has been a portfolio manager of the Portfolio since 2020.
- **Mary T. Phillips**, Deputy Head of Portfolio Management, North America, member of the Investment Committee, Vice President, and Senior Portfolio Manager of the Advisor, has been a portfolio manager of the Portfolio since 2024.

Purchase and Redemption of Fund Shares

Investors may purchase or redeem shares of the Portfolio on each day that the New York Stock Exchange is scheduled to be open for business by first contacting the Portfolio's transfer agent at (888) 576-1167. Shareholders that invest in the Portfolio through a financial intermediary should contact their financial intermediary regarding purchase and redemption procedures. The Portfolio generally is available for investment only by institutional clients, clients of registered investment advisors, clients of financial institutions and a limited number of certain other investors as approved from time to time by the Advisor. All investments are subject to approval of the Advisor.

Tax Information

The dividends and distributions you receive from the Portfolio are taxable and generally will be taxed as ordinary income, capital gains, or some combination of both, unless you are investing through a tax-advantaged arrangement, such as a 401(k) plan or an individual retirement account, in which case distributions may be taxed as ordinary income when withdrawn from the plan or account.

Payments to Financial Intermediaries

If you purchase the Portfolio through a broker-dealer or other financial intermediary (such as a bank), the Portfolio and its related companies may pay the intermediary for the sale of the Portfolio shares and/or related services. These payments may create a conflict of interest by influencing the financial intermediary to recommend the Portfolio over another investment. Ask your financial advisor or visit your financial intermediary's website for more information.

Emerging Markets Core Equity 2 Portfolio

Investment Objective

The investment objective of the Emerging Markets Core Equity 2 Portfolio (the "Portfolio") is to achieve long-term capital appreciation.

Fees and Expenses of the Portfolio

This table describes the fees and expenses you may pay if you buy, hold or sell shares of the Portfolio. **You may pay other fees, such as brokerage commissions and other fees to financial intermediaries, which are not reflected in the table and Example below.**

Shareholder Fees (fees paid directly from your investment): None

Annual Fund Operating Expenses (expenses that you pay each year as a percentage of the value of your investment)

Management Fee	0.33%
Other Expenses	0.06%
Total Annual Fund Operating Expenses	0.39%

EXAMPLE

This Example is meant to help you compare the cost of investing in the Portfolio with the cost of investing in other funds. The Example assumes that you invest \$10,000 in the Portfolio for the time periods indicated. The Example also assumes that your investment has a 5% return each year and that the Portfolio's operating expenses remain the same. Although your actual costs may be higher or lower, based on these assumptions your costs whether you redeem or hold your shares would be:

1 Year	3 Years	5 Years	10 Years
\$40	\$125	\$219	\$493

PORTFOLIO TURNOVER

A fund generally pays transaction costs, such as commissions, when it buys and sells securities (or "turns over" its portfolio). A higher portfolio turnover may indicate higher transaction costs and may result in higher taxes when fund shares are held in a taxable account. These costs, which are not reflected in Annual Fund Operating Expenses or in the Example, affect the Portfolio's performance. During the most recent fiscal year, the Portfolio's portfolio turnover rate was 5% of the average value of its investment portfolio.

Principal Investment Strategies

To achieve the Emerging Markets Core Equity 2 Portfolio's investment objective, Dimensional Fund Advisors LP (the "Advisor") implements an integrated investment approach that combines research, portfolio design, portfolio management, and trading functions. As further described below, the Portfolio's design emphasizes long-term drivers of expected returns identified by the Advisor's research, while balancing risk through broad diversification across companies, sectors, and countries. The Advisor's portfolio management and trading processes further balance those long-term drivers of expected returns with shorter-term drivers of expected returns and trading costs.

The Emerging Markets Core Equity 2 Portfolio is designed to purchase a broad and diverse group of equity securities associated with emerging markets, which may include frontier markets (emerging market countries in an earlier stage of development), authorized for investment by the Advisor's Investment Committee ("Approved

Markets”). The Portfolio invests in companies of all sizes, with meaningfully increased exposure to smaller capitalization, lower relative price, and higher profitability companies. The Portfolio’s meaningfully increased exposure to smaller capitalization, lower relative price, and higher profitability companies may be achieved by decreasing the allocation of the Portfolio’s assets to larger capitalization, higher relative price, or lower profitability companies. An equity issuer is considered to have a high relative price (i.e., a growth stock) primarily because it has a high price in relation to its book value. An equity issuer is considered to have a low relative price (i.e., a value stock) primarily because it has a low price in relation to its book value. In assessing relative price, the Advisor may consider additional factors such as price to cash flow or price to earnings ratios. An equity issuer is considered to have high profitability because it has high earnings or profits from operations in relation to its book value or assets. The criteria the Advisor uses for assessing relative price and profitability are subject to change from time to time.

As a non-fundamental policy, under normal circumstances, the Emerging Markets Core Equity 2 Portfolio will invest at least 80% of its net assets in emerging markets equity investments that are defined in the Prospectus as Approved Market securities.

The Advisor may also increase or reduce the Emerging Markets Core Equity 2 Portfolio’s exposure to an eligible company, or exclude a company, based on shorter-term considerations, such as a company’s price momentum, short-run reversals, and investment characteristics. In assessing a company’s investment characteristics, the Advisor considers ratios such as recent changes in assets divided by total assets. The criteria the Advisor uses for assessing a company’s investment characteristics are subject to change from time to time. In addition, the Advisor seeks to reduce trading costs using a flexible trading approach that looks for opportunities to participate in the available market liquidity, while managing turnover and explicit transaction costs.

The Emerging Markets Core Equity 2 Portfolio may gain exposure to companies in Approved Markets by purchasing equity securities in the form of depositary receipts, which may be listed or traded outside the issuer’s domicile country. The Portfolio may also invest in China A-shares (equity securities of companies listed in China) and variable interest entities (special structures that utilize contractual arrangements to provide exposure to certain Chinese companies). The Portfolio may purchase or sell futures contracts and options on futures contracts for Approved Market or other equity market securities and indices, including those of the United States, to increase or decrease equity market exposure based on actual or expected cash inflows to or outflows from the Portfolio. Because many of the Portfolio’s investments may be denominated in foreign currencies, the Portfolio may enter into foreign currency exchange transactions, including foreign currency forward contracts, in connection with the settlement of foreign securities or to transfer cash balances from one currency to another currency.

The Emerging Markets Core Equity 2 Portfolio may lend its portfolio securities to generate additional income.

Principal Risks

Because the value of your investment in the Portfolio will fluctuate, there is the risk that you will lose money. An investment in the Portfolio is not a deposit of a bank and is not insured or guaranteed by the Federal Deposit Insurance Corporation or any other government agency. The following is a description of principal risks of investing in the Portfolio.

Equity Market Risk: Even a long-term investment approach cannot guarantee a profit. Economic, market, environmental, political, and issuer-specific conditions and events will cause the value of equity securities, and a fund that owns them, to rise or fall. Stock markets are volatile, with periods of rising prices and periods of falling prices.

Foreign Securities and Currencies Risk: Foreign securities prices may decline or fluctuate because of: (a) economic or political actions of foreign governments, and/or (b) less regulated or liquid securities markets. Investors holding these securities may also be exposed to foreign currency risk (the possibility that foreign currency will fluctuate in value against the U.S. dollar or that a foreign government will convert, or be forced to convert, its currency to another currency, changing its value against the U.S. dollar). The Portfolio does not hedge foreign currency risk.

Foreign issuers may not be subject to uniform accounting, auditing and financial reporting standards and there may be less reliable and publicly available financial and other information about such issuers, as compared to U.S. issuers. A fund may have greater difficulty voting proxies, exercising shareholder rights, securing dividends and/or

interest and obtaining information regarding corporate actions on a timely basis, pursuing legal remedies, and obtaining judgments with respect to foreign investments in foreign courts than with respect to domestic issuers in U.S. courts.

Depository receipts are generally subject to the same risks as the foreign securities that they evidence or into which they may be converted. In addition, the underlying issuers of certain depository receipts, particularly unsponsored or unregistered depository receipts, are under no obligation to distribute shareholder communications to the holders of such receipts, or to pass through to them any voting rights with respect to the deposited securities. Depository receipts that are not sponsored by the issuer may be less liquid and there may be less readily available public information about the issuer.

Geographic Focus Risk: If a fund focuses its investments in securities of issuers located in a particular country or region, the fund may be subjected, to a greater extent than if its investments were less focused, to the risks of volatile economic cycles and/or conditions and developments that may be particular to that country or region, such as: adverse securities markets; adverse exchange rates; adverse social, political, regulatory, economic, business, environmental or other developments; or natural disasters.

Small and Mid-Cap Company Risk: Securities of small and mid-cap companies are often less liquid than those of large companies and this could make it difficult to sell a small or mid-cap company security at a desired time or price. As a result, small and mid-cap company stocks may fluctuate relatively more in price. In general, small and mid-capitalization companies are also more vulnerable than larger companies to adverse business or economic developments and they may have more limited resources.

Emerging Markets Risk: Securities of issuers associated with emerging market countries may be subject to higher and additional risks than securities of issuers in developed foreign markets. Numerous emerging market countries have a history of, and continue to experience serious, and potentially continuing, economic and political problems. Stock markets in many emerging market countries are relatively small, expensive to trade in and generally have higher risks than those in developed markets. Securities in emerging markets also may be less liquid than those in developed markets and foreigners are often limited in their ability to invest in, and withdraw assets from, these markets. Additional restrictions may be imposed under other conditions. Frontier market countries generally have smaller economies or less developed capital markets and, as a result, the risks of investing in emerging market countries are magnified in frontier market countries.

China Investments Risk: There are special risks associated with investments in China, Hong Kong, and Taiwan. China, Hong Kong, and Taiwan are highly interconnected and interdependent, with relationships built on trade, finance, culture, and politics. Despite prior economic and trade reforms and the prior expansion of private ownership of companies in certain sectors, the Chinese government still exercises substantial influence over many aspects of the private sector and may own or control many companies, including by embedding Chinese Communist Party or People's Armed Forces Department personnel in Chinese companies. In addition, the Chinese government continues to maintain a major role in economic policy making and may alter or discontinue economic or trade reforms at any time. Investing in China involves risks of losses due to expropriation, nationalization, confiscation of assets and property, and the imposition of restrictions on foreign investments and on repatriation of capital invested.

Investments in China, Hong Kong, and Taiwan are also subject to the risk of escalating tensions and deteriorating relations with the U.S. as economic and strategic competition between the U.S. and China intensifies, which could result in further tariffs, trade restrictions, sanctions, or other actions that adversely impact the value of such investments. A reduction in spending on Chinese products and services, supply chain diversification or the institution of additional tariffs or other trade barriers, including as a result of heightened trade tensions between China and the United States may also have an adverse impact on the Chinese economy. In addition, investments in Taiwan could be adversely affected by its political and economic relationship with China. Certain securities issued by companies located or operating in China, such as China A-shares, are also subject to trading restrictions, quota limitations and less market liquidity, which could pose risks to a fund investing in such securities. In addition, investments in special structures that utilize contractual arrangements to provide exposure to certain Chinese companies, known as variable interest entities ("VIEs"), that operate in sectors in which China restricts and/or prohibits foreign investments may present additional risks. The Chinese government's acceptance of the VIE structure is evolving. It is uncertain whether Chinese officials and regulators will withdraw their acceptance of the structure generally, or with respect to certain industries, or whether Chinese courts or arbitration bodies would

decline to enforce the contractual rights of foreign investors, each of which would likely have significant, detrimental, and possibly permanent losses on the value of such investments.

Profitability Investment Risk: High relative profitability stocks may perform differently from the market as a whole and an investment strategy purchasing these securities may cause a fund to at times underperform equity funds that use other investment strategies.

Value Investment Risk: Value stocks may perform differently from the market as a whole and an investment strategy purchasing these securities may cause a fund to at times underperform equity funds that use other investment strategies. Value stocks can react differently to political, economic, and industry developments than the market as a whole and other types of stocks. Value stocks also may underperform the market for long periods of time.

Derivatives Risk: Derivatives are instruments, such as futures contracts, and options thereon, and foreign currency forward contracts, whose value is derived from that of other assets, rates or indices. The use of derivatives for non-hedging purposes may be considered to carry more risk than other types of investments. When a fund uses derivatives, the fund will be directly exposed to the risks of those derivatives. Derivative instruments are subject to a number of risks including counterparty, settlement, liquidity, interest rate, market, credit and management risks, as well as difficulties with respect to valuation. Changes in the value of a derivative may not correlate perfectly with the underlying asset, rate or index, and a fund could lose more than the principal amount invested.

Securities Lending Risk: Securities lending involves the risk that the borrower may fail to return the securities in a timely manner or at all. As a result, a fund may lose money and there may be a delay in recovering the loaned securities. A fund could also lose money if it does not recover the securities and/or the value of the collateral falls, including the value of investments made with cash collateral. Securities lending also may have certain adverse tax consequences.

Operational Risk: Operational risks include human error, changes in personnel, system changes, faults in communication, and failures in systems, technology, or processes, and the use of artificial intelligence and machine learning ("AI"). Various operational events or circumstances are outside a fund's or its advisor's control, including instances at third parties. A fund and its advisor seek to reduce these operational risks through controls and procedures. However, measures that seek to reduce these operational risks through controls and procedures may not address every possible risk and may be inadequate to address these risks.

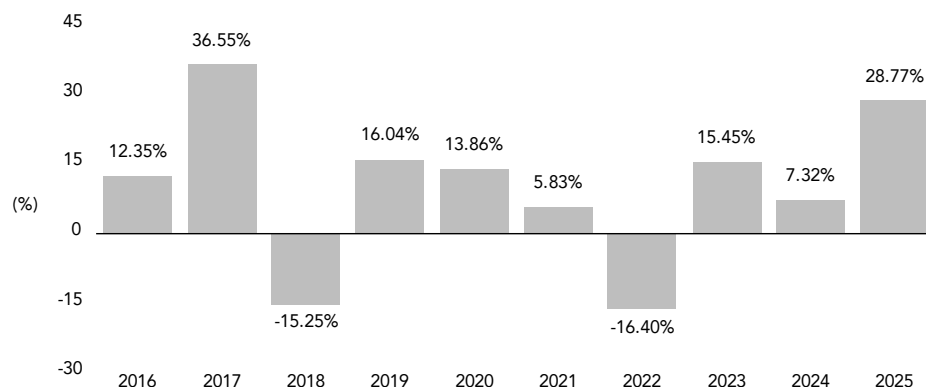
Cyber Security Risk: A fund and its service providers' use of internet, technology and information systems may expose the fund to potential risks linked to cyber security breaches of those technological or information systems. Cyber security breaches, amongst other things, could allow an unauthorized party to gain access to proprietary information, customer data, or fund assets, or cause the fund and/or its service providers to suffer data corruption or lose operational functionality.

Performance

The bar chart and table immediately following illustrate the variability of the Portfolio's returns and are meant to provide some indication of the risks of investing in the Portfolio. The bar chart shows the changes in the Portfolio's performance from year to year. The table illustrates how annualized returns for certain periods, both before and after taxes, compare with those of a broad measure of market performance. The Portfolio's past performance (before and after taxes) is not an indication of future results. Updated performance information for the Portfolio can be obtained by visiting <https://www.dimensional.com/us-en/funds>.

The after-tax returns presented in the table for the Portfolio are calculated using the historical highest individual federal marginal income tax rates and do not reflect the impact of state and local taxes. Actual after-tax returns depend on an investor's tax situation and may differ from those shown in the table. In addition, the after-tax returns shown are not relevant to investors who hold shares of the Portfolio through tax-advantaged arrangements, such as 401(k) plans or individual retirement accounts.

Emerging Markets Core Equity 2 Portfolio Institutional Class Shares —Total Returns



January 2016-December 2025

Highest Quarter: 21.25% 2020, Q4
 Lowest Quarter: -28.31% 2020, Q1

Annualized Returns (%)

Periods ended December 31, 2025

	1 Year	5 Years	10 Years
Emerging Markets Core Equity 2 Portfolio			
Return Before Taxes	28.77%	7.14%	9.26%
Return After Taxes on Distributions	27.74%	6.17%	8.45%
Return After Taxes on Distributions and Sale of Portfolio Shares	17.52%	5.29%	7.31%
MSCI Emerging Markets Index (net dividends)			
(reflects no deduction for fees, expenses or taxes on sales)	33.57%	4.20%	8.42%

Investment Advisor/Portfolio Management

Dimensional Fund Advisors LP serves as the investment advisor for the Portfolio. Dimensional Fund Advisors Ltd. and DFA Australia Limited serve as the sub-advisors for the Portfolio. The following individuals are responsible for leading the day-to-day management of the Portfolio:

- **Jed S. Fogdall**, Global Head of Portfolio Management, Chairman of the Investment Committee, Vice President, and Senior Portfolio Manager of the Advisor, has been a portfolio manager of the Portfolio since 2010.
- **Allen Pu**, Deputy Head of Portfolio Management, North America, member of the Investment Committee, Vice President, and Senior Portfolio Manager of the Advisor, has been a portfolio manager of the Portfolio since 2015.
- **Mary T. Phillips**, Deputy Head of Portfolio Management, North America, member of the Investment Committee, Vice President, and Senior Portfolio Manager of the Advisor, has been a portfolio manager of the Portfolio since 2017.
- **William B. Collins-Dean**, Vice President and Senior Portfolio Manager of the Advisor, has been a portfolio manager of the Portfolio since 2019.

Purchase and Redemption of Fund Shares

Investors may purchase or redeem shares of the Portfolio on each day that the New York Stock Exchange is scheduled to be open for business by first contacting the Portfolio's transfer agent at (888) 576-1167. Shareholders that invest in the Portfolio through a financial intermediary should contact their financial intermediary regarding purchase and redemption procedures. The Portfolio generally is available for investment only by institutional clients, clients of registered investment advisors, clients of financial institutions and a limited number of certain other investors as approved from time to time by the Advisor. All investments are subject to approval of the Advisor.

Tax Information

The dividends and distributions you receive from the Portfolio are taxable and generally will be taxed as ordinary income, capital gains, or some combination of both, unless you are investing through a tax-advantaged arrangement, such as a 401(k) plan or an individual retirement account, in which case distributions may be taxed as ordinary income when withdrawn from the plan or account.

Payments to Financial Intermediaries

If you purchase the Portfolio through a broker-dealer or other financial intermediary (such as a bank), the Portfolio and its related companies may pay the intermediary for the sale of the Portfolio shares and/or related services. These payments may create a conflict of interest by influencing the financial intermediary to recommend the Portfolio over another investment. Ask your financial advisor or visit your financial intermediary's website for more information.

Emerging Markets ex China Core Equity Portfolio

Investment Objective

The investment objective of the Emerging Markets ex China Core Equity Portfolio (the "Portfolio") is to achieve long-term capital appreciation.

Fees and Expenses of the Portfolio

This table describes the fees and expenses you may pay if you buy, hold or sell shares of the Portfolio. **You may pay other fees, such as brokerage commissions and other fees to financial intermediaries, which are not reflected in the table and Example below.**

Shareholder Fees (fees paid directly from your investment): None

Annual Fund Operating Expenses (expenses that you pay each year as a percentage of the value of your investment)

Management Fee	0.33%
Other Expenses	0.12%
Total Annual Fund Operating Expenses	0.45%
Fee Waiver and/or Expense Reimbursement ¹	0.02%
Total Annual Fund Operating Expenses After Fee Waiver and/or Expense Reimbursement	0.43%

¹ Dimensional Fund Advisors LP (the "Advisor") has agreed to waive certain fees and in certain instances, assume certain expenses of the Portfolio. The Fee Waiver and/or Expense Assumption Agreement for the Portfolio will remain in effect through February 28, 2027, and may only be terminated by the Fund's Board of Directors prior to that date. Under certain circumstances, the Advisor retains the right to seek reimbursement for any fees previously waived and/or expenses previously assumed up to thirty-six months after such fee waiver and/or expense assumption.

EXAMPLE

This Example is meant to help you compare the cost of investing in the Portfolio with the cost of investing in other funds. The Example assumes that you invest \$10,000 in the Portfolio for the time periods indicated. The Example also assumes that your investment has a 5% return each year and that the Portfolio's operating expenses remain the same. The costs for the Portfolio reflect the net expenses of the Portfolio that result from the contractual expense waiver in the first year only. Although your actual costs may be higher or lower, based on these assumptions your costs whether you redeem or hold your shares would be:

1 Year	3 Years	5 Years	10 Years
\$44	\$142	\$250	\$565

PORTFOLIO TURNOVER

A fund generally pays transaction costs, such as commissions, when it buys and sells securities (or "turns over" its portfolio). A higher portfolio turnover may indicate higher transaction costs and may result in higher taxes when fund shares are held in a taxable account. These costs, which are not reflected in Annual Fund Operating Expenses or in the Example, affect the Portfolio's performance. During the most recent fiscal year, the Portfolio's portfolio turnover rate was 27% of the average value of its investment portfolio.

Principal Investment Strategies

To achieve the Emerging Markets ex China Core Equity Portfolio's investment objective, Dimensional Fund Advisors LP (the "Advisor") implements an integrated investment approach that combines research, portfolio design, portfolio management, and trading functions. As further described below, the Portfolio's design emphasizes long-term drivers of expected returns identified by the Advisor's research, while balancing risk through broad diversification across companies, sectors, and countries. The Advisor's portfolio management and trading processes further balance those long-term drivers of expected returns with shorter-term drivers of expected returns and trading costs.

The Emerging Markets ex China Core Equity Portfolio is designed to purchase a broad and diverse group of equity securities associated with emerging markets authorized for investment by the Advisor's Investment Committee ("Approved Markets"), which may include frontier markets (emerging market countries in an earlier stage of development) but which does not include China. The Portfolio will invest in companies of all sizes, with meaningfully increased exposure to smaller capitalization, lower relative price, and higher profitability companies. The Portfolio's meaningfully increased exposure to smaller capitalization, lower relative price, and higher profitability companies may be achieved by decreasing the allocation of the Portfolio's assets to larger capitalization, higher relative price, or lower profitability companies. An equity issuer is considered to have a high relative price (i.e., a growth stock) primarily because it has a high price in relation to its book value. An equity issuer is considered to have a low relative price (i.e., a value stock) primarily because it has a low price in relation to its book value. In assessing relative price, the Advisor may consider additional factors such as price to cash flow or price to earnings ratios. An equity issuer is considered to have high profitability because it has high earnings or profits from operations in relation to its book value or assets. The criteria the Advisor uses for assessing relative price and profitability are subject to change from time to time.

As a non-fundamental policy, under normal circumstances, the Emerging Markets ex China Core Equity Portfolio will invest at least 80% of its net assets in emerging markets equity investments that are defined in the Prospectus as Approved Market securities. In determining which countries are eligible Approved Markets for the Portfolio, the Advisor may consider various factors, including, without limitation, the classification of countries recognized by global index providers, market liquidity, relative availability of information to investors, government regulation, including fiscal and foreign exchange repatriation rules, the availability of other access to these markets, clearing and settlement processes, taxes, fees, duties, and other costs of transacting in the market, and observance of property rights.

The Advisor may also increase or reduce the Emerging Markets ex China Core Equity Portfolio's exposure to an eligible company, or exclude a company, based on shorter-term considerations, such as a company's price momentum, short-run reversals, and investment characteristics. In assessing a company's investment characteristics, the Advisor considers ratios such as recent changes in assets divided by total assets. The criteria the Advisor uses for assessing a company's investment characteristics are subject to change from time to time. In addition, the Advisor seeks to reduce trading costs using a flexible trading approach that looks for opportunities to participate in the available market liquidity, while managing turnover and explicit transaction costs.

The Emerging Markets ex China Core Equity Portfolio may gain exposure to companies in Approved Markets by purchasing equity securities in the form of depositary receipts, which may be listed or traded outside the issuer's domicile country. The Portfolio may purchase or sell futures contracts and options on futures contracts for Approved Market or other equity market securities and indices, including those of the United States, to increase or decrease equity market exposure based on actual or expected cash inflows to or outflows from the Portfolio. Because many of the Portfolio's investments may be denominated in foreign currencies, the Portfolio may enter into foreign currency exchange transactions, including foreign currency forward contracts, in connection with the settlement of foreign securities or to transfer cash balances from one currency to another currency.

The Portfolio may lend its portfolio securities to generate additional income.

Principal Risks

Because the value of your investment in the Portfolio will fluctuate, there is the risk that you will lose money. An investment in the Portfolio is not a deposit of a bank and is not insured or guaranteed by the Federal Deposit

Insurance Corporation or any other government agency. The following is a description of principal risks of investing in the Portfolio.

Equity Market Risk: Even a long-term investment approach cannot guarantee a profit. Economic, market, environmental, political, and issuer-specific conditions and events will cause the value of equity securities, and a fund that owns them, to rise or fall. Stock markets are volatile, with periods of rising prices and periods of falling prices.

Foreign Securities and Currencies Risk: Foreign securities prices may decline or fluctuate because of: (a) economic or political actions of foreign governments, and/or (b) less regulated or liquid securities markets. Investors holding these securities may also be exposed to foreign currency risk (the possibility that foreign currency will fluctuate in value against the U.S. dollar or that a foreign government will convert, or be forced to convert, its currency to another currency, changing its value against the U.S. dollar). The Portfolio does not hedge foreign currency risk.

Foreign issuers may not be subject to uniform accounting, auditing and financial reporting standards and there may be less reliable and publicly available financial and other information about such issuers, as compared to U.S. issuers. A fund may have greater difficulty voting proxies, exercising shareholder rights, securing dividends and/or interest and obtaining information regarding corporate actions on a timely basis, pursuing legal remedies, and obtaining judgments with respect to foreign investments in foreign courts than with respect to domestic issuers in U.S. courts.

Depository receipts are generally subject to the same risks as the foreign securities that they evidence or into which they may be converted. In addition, the underlying issuers of certain depository receipts, particularly unsponsored or unregistered depository receipts, are under no obligation to distribute shareholder communications to the holders of such receipts, or to pass through to them any voting rights with respect to the deposited securities. Depository receipts that are not sponsored by the issuer may be less liquid and there may be less readily available public information about the issuer.

Taiwan Investments Risk: There are special risks associated with investments in Taiwan. Taiwan and China are highly interconnected and interdependent, with relationships and tensions built on trade, finance, culture, and politics. Taiwan's political stability and ability to sustain its economic growth could be significantly affected by its political and economic relationship with China and Taiwan remains vulnerable to both Chinese territorial ambitions and economic downturns. The economic success of China will continue to have an outsized influence on the growth and prosperity of Taiwan.

Geographic Focus Risk: If a fund focuses its investments in securities of issuers located in a particular country or region, the fund may be subjected, to a greater extent than if its investments were less focused, to the risks of volatile economic cycles and/or conditions and developments that may be particular to that country or region, such as: adverse securities markets; adverse exchange rates; adverse social, political, regulatory, economic, business, environmental or other developments; or natural disasters.

Small and Mid-Cap Company Risk: Securities of small and mid-cap companies are often less liquid than those of large companies and this could make it difficult to sell a small or mid-cap company security at a desired time or price. As a result, small and mid-cap company stocks may fluctuate relatively more in price. In general, small and mid-capitalization companies are also more vulnerable than larger companies to adverse business or economic developments and they may have more limited resources.

Emerging Markets Risk: Securities of issuers associated with emerging market countries may be subject to higher and additional risks than securities of issuers in developed foreign markets. Numerous emerging market countries have a history of, and continue to experience serious, and potentially continuing, economic and political problems. Stock markets in many emerging market countries are relatively small, expensive to trade in and generally have higher risks than those in developed markets. Securities in emerging markets also may be less liquid than those in developed markets and foreigners are often limited in their ability to invest in, and withdraw assets from, these markets. Additional restrictions may be imposed under other conditions. Frontier market countries generally have smaller economies or less developed capital markets and, as a result, the risks of investing in emerging market countries are magnified in frontier market countries.

Profitability Investment Risk: High relative profitability stocks may perform differently from the market as a whole and an investment strategy purchasing these securities may cause a fund to at times underperform equity funds that use other investment strategies.

Value Investment Risk: Value stocks may perform differently from the market as a whole and an investment strategy purchasing these securities may cause a fund to at times underperform equity funds that use other investment strategies. Value stocks can react differently to political, economic, and industry developments than the market as a whole and other types of stocks. Value stocks also may underperform the market for long periods of time.

Derivatives Risk: Derivatives are instruments, such as futures contracts, and options thereon, and foreign currency forward contracts, whose value is derived from that of other assets, rates or indices. The use of derivatives for non-hedging purposes may be considered to carry more risk than other types of investments. When a fund uses derivatives, the fund will be directly exposed to the risks of those derivatives. Derivative instruments are subject to a number of risks including counterparty, settlement, liquidity, interest rate, market, credit and management risks, as well as difficulties with respect to valuation. Changes in the value of a derivative may not correlate perfectly with the underlying asset, rate or index, and a fund could lose more than the principal amount invested.

Securities Lending Risk: Securities lending involves the risk that the borrower may fail to return the securities in a timely manner or at all. As a result, a fund may lose money and there may be a delay in recovering the loaned securities. A fund could also lose money if it does not recover the securities and/or the value of the collateral falls, including the value of investments made with cash collateral. Securities lending also may have certain adverse tax consequences.

Operational Risk: Operational risks include human error, changes in personnel, system changes, faults in communication, and failures in systems, technology, or processes, and the use of artificial intelligence and machine learning ("AI"). Various operational events or circumstances are outside a fund's or its advisor's control, including instances at third parties. A fund and its advisor seek to reduce these operational risks through controls and procedures. However, measures that seek to reduce these operational risks through controls and procedures may not address every possible risk and may be inadequate to address these risks.

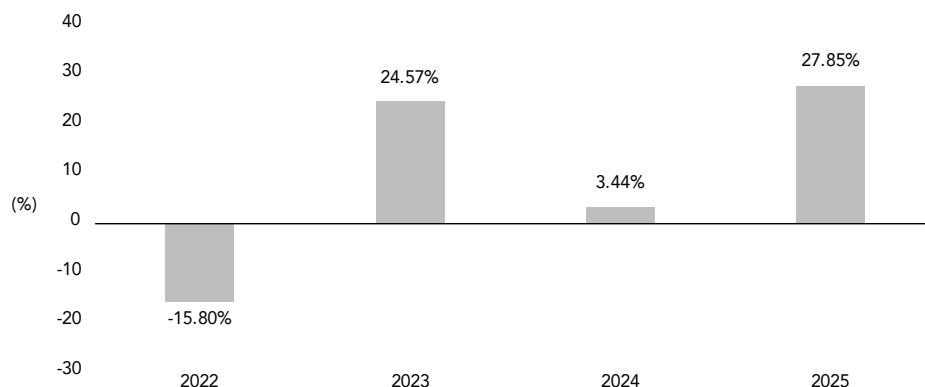
Cyber Security Risk: A fund and its service providers' use of internet, technology and information systems may expose the fund to potential risks linked to cyber security breaches of those technological or information systems. Cyber security breaches, amongst other things, could allow an unauthorized party to gain access to proprietary information, customer data, or fund assets, or cause the fund and/or its service providers to suffer data corruption or lose operational functionality.

Performance

The bar chart and table immediately following illustrate the variability of the Portfolio's returns and are meant to provide some indication of the risks of investing in the Portfolio. The bar chart shows the changes in the Portfolio's performance from year to year. The table illustrates how annualized returns for certain periods, both before and after taxes, compare with those of a broad measure of market performance. The Portfolio's past performance (before and after taxes) is not an indication of future results. Updated performance information for the Portfolio can be obtained by visiting <https://www.dimensional.com/us-en/funds>.

The after-tax returns presented in the table for the Portfolio are calculated using the historical highest individual federal marginal income tax rates and do not reflect the impact of state and local taxes. Actual after-tax returns depend on an investor's tax situation and may differ from those shown in the table. In addition, the after-tax returns shown are not relevant to investors who hold shares of the Portfolio through tax-advantaged arrangements, such as 401(k) plans or individual retirement accounts.

Emerging Markets ex China Core Equity Portfolio Institutional Class Shares —Total Returns



January 2022-December 2025

Highest Quarter: 15.50% 2025, Q2
 Lowest Quarter: -17.08% 2022, Q2

Annualized Returns (%) Periods ended December 31, 2025

	1 Year	Since Inception
Emerging Markets ex China Core Equity Portfolio		
Return Before Taxes	27.85%	8.31% ¹
Return After Taxes on Distributions	27.21%	7.56% ¹
Return After Taxes on Distributions and Sale of Portfolio Shares	17.12%	6.33% ¹
MSCI Emerging Markets ex China Index (net dividends)		
(reflects no deduction for fees, expenses or taxes on sales)	34.61%	7.31% ¹

¹: Since inception November 15, 2021.

Investment Advisor/Portfolio Management

Dimensional Fund Advisors LP serves as the investment advisor for the Portfolio. Dimensional Fund Advisors Ltd. and DFA Australia Limited serve as the sub-advisors for the Portfolio. The following individuals are responsible for leading the day-to-day management of the Portfolio:

- **William B. Collins-Dean**, Vice President and Senior Portfolio Manager of the Advisor, has been a portfolio manager of the Portfolio since inception (2021).
- **Jed S. Fogdall**, Global Head of Portfolio Management, Chairman of the Investment Committee, Vice President, and Senior Portfolio Manager of the Advisor, has been a portfolio manager of the Portfolio since inception (2021).
- **Mary T. Phillips**, Deputy Head of Portfolio Management, North America, member of the Investment Committee, Vice President, and Senior Portfolio Manager of the Advisor, has been a portfolio manager of the Portfolio since inception (2021).

- **Allen Pu**, Deputy Head of Portfolio Management, North America, member of the Investment Committee, Vice President, and Senior Portfolio Manager of the Advisor, has been a portfolio manager of the Portfolio since inception (2021).

Purchase and Redemption of Fund Shares

Investors may purchase or redeem shares of the Portfolio on each day that the New York Stock Exchange is scheduled to be open for business by first contacting the Portfolio's transfer agent at (888) 576-1167. Shareholders that invest in the Portfolio through a financial intermediary should contact their financial intermediary regarding purchase and redemption procedures. The Portfolio generally is available for investment only by institutional clients, clients of registered investment advisors, clients of financial institutions and a limited number of certain other investors as approved from time to time by the Advisor. All investments are subject to approval of the Advisor.

Tax Information

The dividends and distributions you receive from the Portfolio are taxable and generally will be taxed as ordinary income, capital gains, or some combination of both, unless you are investing through a tax-advantaged arrangement, such as a 401(k) plan or an individual retirement account, in which case distributions may be taxed as ordinary income when withdrawn from the plan or account.

Payments to Financial Intermediaries

If you purchase the Portfolio through a broker-dealer or other financial intermediary (such as a bank), the Portfolio and its related companies may pay the intermediary for the sale of the Portfolio shares and/or related services. These payments may create a conflict of interest by influencing the financial intermediary to recommend the Portfolio over another investment. Ask your financial advisor or visit your financial intermediary's website for more information.

Additional Information on Investment Objectives and Policies

The two investment companies described in this Prospectus offer a variety of investment portfolios. Each Portfolio has its own investment objective and policies, and is the equivalent of a separate mutual fund. The DFA International Value Portfolio is offered by Dimensional Investment Group Inc. The other Portfolios contained in this Prospectus are offered by DFA Investment Dimensions Group Inc. DFA Investment Dimensions Group Inc. and Dimensional Investment Group Inc. are collectively referred to herein as the "Fund." The Portfolios described in this Prospectus are designed for long-term investors.

INVESTMENT TERMS USED IN THE PROSPECTUS

Below are the definitions of some terms that the Advisor uses to describe the investment strategies for certain Portfolios.

Free Float generally describes the number of publicly traded shares of a company.

Price Momentum generally describes the tendency for stocks that have outperformed their peers to continue outperforming, and the similar tendency for stocks that have underperformed their peers to continue underperforming.

Short-Run Reversals generally describes the tendency for stocks that have recently outperformed their peers to underperform in the short run, and the similar tendency for stocks that have recently underperformed their peers to outperform in the short run.

Trading Strategies generally refers to the ability to execute purchases and sales of stocks in a cost-effective manner.

Profitability generally measures a company's profit in relation to its book value or assets.

Investments in Underlying Funds

APPROVED MARKETS

As of the date of this Prospectus, the countries listed in the following tables for each Feeder Portfolio and its corresponding Master Fund (an "International Master Fund") and each non-Feeder Portfolio are designated as "Approved Markets" for which the International Master Fund or Portfolio is authorized to invest. The Advisor will determine in its discretion when and whether to invest in countries that have been authorized as Approved Markets, depending on a number of factors, including, but not limited to, asset growth in a Master Fund or Portfolio, constraints imposed within Approved Markets, and other characteristics of each country's markets. The Investment Committee of the Advisor also may designate other countries as Approved Markets for investment in the future, in addition to the countries listed in the tables. Although the Advisor does not intend to purchase securities not associated with an Approved Market, an International Master Fund or Portfolio may acquire such securities in connection with corporate actions or other reorganizations or transactions with respect to securities that are held by the Master Fund or Portfolio from time to time. Also, an International Master Fund or Portfolio may continue to hold investments in countries that are not currently designated as Approved Markets, but had been authorized for investment in the past, and may reinvest distributions received in connection with such existing investments in such previously Approved Markets. Emerging Markets approved for investment may include countries in an earlier stage of development that are sometimes referred to as frontier markets.

Developed Markets

Countries	Large Cap International Portfolio	DFA International Value Portfolio & DFA Value Series	International Core Equity 2 Portfolio	International Small Company Portfolio	Japanese Small Company Portfolio & Japanese Small Company Series	Asia Pacific Small Company Portfolio & Asia Pacific Small Company Series	Canadian Small Company Series	U.K. Small Company Portfolio & U.K. Small Company Series	Continental Small Company Portfolio & Continental Small Company Series
Australia	Invests	Invests	Invests	Invests	—	Invests	—	—	—
Austria	Invests	Invests	Invests	Invests	—	—	—	—	Invests
Belgium	Invests	Invests	Invests	Invests	—	—	—	—	Invests
Canada	Invests	Invests	Invests	Invests	—	—	Invests	—	—
Denmark	Invests	Invests	Invests	Invests	—	—	—	—	Invests
Finland	Invests	Invests	Invests	Invests	—	—	—	—	Invests
France	Invests	Invests	Invests	Invests	—	—	—	—	Invests
Germany	Invests	Invests	Invests	Invests	—	—	—	—	Invests
Hong Kong	Invests	Invests	Invests	Invests	—	Invests	—	—	—
Ireland	Invests	Invests	Invests	Invests	—	—	—	—	Invests
Israel	Invests	Invests	Invests	Invests	—	—	—	—	Invests
Italy	Invests	Invests	Invests	Invests	—	—	—	—	Invests
Japan	Invests	Invests	Invests	Invests	Invests	—	—	—	—
Netherlands	Invests	Invests	Invests	Invests	—	—	—	—	Invests
New Zealand	Invests	Invests	Invests	Invests	—	Invests	—	—	—
Norway	Invests	Invests	Invests	Invests	—	—	—	—	Invests
Portugal	Invests	Invests	Invests	Invests	—	—	—	—	Invests
Singapore	Invests	Invests	Invests	Invests	—	Invests	—	—	—
Spain	Invests	Invests	Invests	Invests	—	—	—	—	Invests
Sweden	Invests	Invests	Invests	Invests	—	—	—	—	Invests
Switzerland	Invests	Invests	Invests	Invests	—	—	—	—	Invests
United Kingdom	Invests	Invests	Invests	Invests	—	—	—	Invests	—
United States	—	—	—	—	—	—	—	—	—

Countries	DFA International Small Cap Value Portfolio	International Vector Equity Portfolio	International High Relative Profitability Portfolio
Australia	Invests	Invests	Invests
Austria	Invests	Invests	Invests
Belgium	Invests	Invests	Invests
Canada	Invests	Invests	Invests
Denmark	Invests	Invests	Invests
Finland	Invests	Invests	Invests
France	Invests	Invests	Invests
Germany	Invests	Invests	Invests
Hong Kong	Invests	Invests	Invests
Ireland	Invests	Invests	Invests
Israel	Invests	Invests	Invests
Italy	Invests	Invests	Invests
Japan	Invests	Invests	Invests
Netherlands	Invests	Invests	Invests
New Zealand	Invests	Invests	Invests
Norway	Invests	Invests	Invests
Portugal	Invests	Invests	Invests
Singapore	Invests	Invests	Invests
Spain	Invests	Invests	Invests
Sweden	Invests	Invests	Invests
Switzerland	Invests	Invests	Invests
United Kingdom	Invests	Invests	Invests
United States	—	—	—

Emerging Markets

Countries	Emerging Markets Portfolio & Emerging Markets Series	Emerging Markets Value Portfolio & Emerging Markets Value Fund	Emerging Markets Small Cap Portfolio & Emerging Markets Small Cap Series	Emerging Markets Core Equity 2 Portfolio	Emerging Markets ex China Core Equity Portfolio	Emerging Markets Targeted Value Portfolio
Brazil	Invests	Invests	Invests	Invests	Invests	Invests
Chile	Invests	Invests	Invests	Invests	Invests	Invests
China	Invests	Invests	Invests	Invests	—	Invests
Colombia	Invests	Invests	Invests	Invests	Invests	Invests
Czech Republic	Invests	Invests	—	Invests	Invests	—
Egypt	Invests	—	—	Invests	Invests	—
Greece	Invests	Invests	Invests	Invests	Invests	Invests
Hungary	Invests	Invests	Invests	Invests	Invests	Invests
India	Invests	Invests	Invests	Invests	Invests	Invests
Indonesia	Invests	Invests	Invests	Invests	Invests	Invests
Kuwait	Invests	Invests	Invests	Invests	Invests	Invests
Malaysia	Invests	Invests	Invests	Invests	Invests	Invests
Mexico	Invests	Invests	Invests	Invests	Invests	Invests
Peru	Invests	—	—	Invests	Invests	—
Philippines	Invests	Invests	Invests	Invests	Invests	Invests
Poland	Invests	Invests	Invests	Invests	Invests	Invests
Qatar	Invests	Invests	Invests	Invests	Invests	Invests
Saudi Arabia	Invests	Invests	Invests	Invests	Invests	Invests
South Africa	Invests	Invests	Invests	Invests	Invests	Invests
South Korea	Invests	Invests	Invests	Invests	Invests	Invests
Taiwan	Invests	Invests	Invests	Invests	Invests	Invests
Thailand	Invests	Invests	Invests	Invests	Invests	Invests
Turkey	Invests	Invests	Invests	Invests	Invests	Invests
United Arab Emirates	Invests	Invests	Invests	Invests	Invests	Invests

Developed and Emerging Markets

Countries	Global Small Company Portfolio	DFA International Real Estate Securities Portfolio	DFA Global Real Estate Securities Portfolio	World ex U.S. Value Portfolio	World ex U.S. Core Equity Portfolio	World Core Equity Portfolio	Selectively Hedged Global Equity Portfolio
DEVELOPED MARKETS							
Australia	Invests	Invests	Invests	Invests	Invests	Invests	Invests
Austria	Invests	—	—	Invests	Invests	Invests	Invests
Belgium	Invests	Invests	Invests	Invests	Invests	Invests	Invests

Countries	Global Small Company Portfolio	DFA International Real Estate Securities Portfolio	DFA Global Real Estate Securities Portfolio	World ex U.S. Value Portfolio	World ex U.S. Core Equity Portfolio	World Core Equity Portfolio	Selectively Hedged Global Equity Portfolio
Canada	Invests	Invests	Invests	Invests	Invests	Invests	Invests
Denmark	Invests	—	—	Invests	Invests	Invests	Invests
Finland	Invests	—	—	Invests	Invests	Invests	Invests
France	Invests	Invests	Invests	Invests	Invests	Invests	Invests
Germany	Invests	Invests	Invests	Invests	Invests	Invests	Invests
Hong Kong	Invests	Invests	Invests	Invests	Invests	Invests	Invests
Ireland	Invests	Invests	Invests	Invests	Invests	Invests	Invests
Israel	Invests	—	—	Invests	Invests	Invests	Invests
Italy	Invests	Invests	Invests	Invests	Invests	Invests	Invests
Japan	Invests	Invests	Invests	Invests	Invests	Invests	Invests
Netherlands	Invests	Invests	Invests	Invests	Invests	Invests	Invests
New Zealand	Invests	Invests	Invests	Invests	Invests	Invests	Invests
Norway	Invests	—	—	Invests	Invests	Invests	Invests
Portugal	Invests	—	—	Invests	Invests	Invests	Invests
Singapore	Invests	Invests	Invests	Invests	Invests	Invests	Invests
Spain	Invests	Invests	Invests	Invests	Invests	Invests	Invests
Sweden	Invests	—	—	Invests	Invests	Invests	Invests
Switzerland	Invests	—	—	Invests	Invests	Invests	Invests
United Kingdom	Invests	Invests	Invests	Invests	Invests	Invests	Invests
United States	Invests	—	Invests	—	—	Invests	Invests
EMERGING MARKETS							
Brazil	Invests	—	—	Invests	Invests	Invests	Invests
Chile	Invests	—	—	Invests	Invests	Invests	Invests
China	Invests	Invests	Invests	Invests	Invests	Invests	Invests
Colombia	Invests	—	—	Invests	Invests	Invests	Invests
Czech Republic	—	—	—	Invests	Invests	Invests	Invests
Egypt	—	—	—	—	Invests	Invests	Invests
Greece	Invests	Invests	Invests	Invests	Invests	Invests	Invests
Hungary	Invests	—	—	Invests	Invests	Invests	Invests
India	Invests	Invests	Invests	Invests	Invests	Invests	Invests
Indonesia	Invests	—	—	Invests	Invests	Invests	Invests
Kuwait	Invests	—	—	Invests	Invests	Invests	Invests
Malaysia	Invests	Invests	Invests	Invests	Invests	Invests	Invests
Mexico	Invests	Invests	Invests	Invests	Invests	Invests	Invests
Peru	—	—	—	—	Invests	Invests	Invests
Philippines	Invests	Invests	Invests	Invests	Invests	Invests	Invests
Poland	Invests	—	—	Invests	Invests	Invests	Invests
Qatar	Invests	—	—	Invests	Invests	Invests	Invests

Countries	DFA						Selectively Hedged Global Equity Portfolio
	Global Small Company Portfolio	International Real Estate Securities Portfolio	DFA Global Real Estate Securities Portfolio	World ex U.S. Value Portfolio	World ex U.S. Core Equity Portfolio	World Core Equity Portfolio	
Saudi Arabia	Invests	Invests	Invests	Invests	Invests	Invests	Invests
South Africa	Invests	Invests	Invests	Invests	Invests	Invests	Invests
South Korea	Invests	Invests	Invests	Invests	Invests	Invests	Invests
Taiwan	Invests	Invests	Invests	Invests	Invests	Invests	Invests
Thailand	Invests	Invests	Invests	Invests	Invests	Invests	Invests
Turkey	Invests	Invests	Invests	Invests	Invests	Invests	Invests
United Arab Emirates	Invests	—	—	Invests	Invests	Invests	Invests

The International Master Funds and Portfolios invest in securities of Approved Markets (as identified in the tables above) listed on bona fide securities exchanges or traded on the over-the-counter markets. These exchanges or over-the-counter markets may be either within or outside the issuer's domicile country. For example, the securities may be listed or traded in the form of European Depositary Receipts ("EDRs"), Global Depositary Receipts ("GDRs"), American Depositary Receipts ("ADRs"), or other types of depositary receipts (including non-voting depositary receipts) or may be listed on bona fide securities exchanges in more than one country. An International Master Fund or Portfolio will consider for purchase securities that are associated with an Approved Market ("Approved Market Securities") under the following criteria. Approved Market Securities are: (a) securities of companies that are organized under the laws of, or maintain their principal place of business in, an Approved Market; (b) securities for which the principal trading market is in an Approved Market; (c) securities issued or guaranteed by the government of an Approved Market, its agencies or instrumentalities, or the central bank of such country or territory; (d) securities of companies that derive at least 50% of their revenues or profits from goods produced or sold, investments made, or services performed in Approved Markets or have at least 50% of their assets in Approved Markets; (e) securities included in the Portfolio's benchmark index, which tracks Approved Markets; or (f) depositary shares of companies associated with Approved Markets under the criteria above. Securities of Approved Markets may include securities of companies that have characteristics and business relationships common to companies in other countries or regions. As a result, the value of the securities of such companies may reflect economic and market forces in such other countries or regions as well as in the Approved Markets. The Advisor, however, will select only those companies that, in its view, have sufficiently strong exposure to economic and market forces in Approved Markets that satisfy the criteria described above. An International Master Fund or Portfolio also may obtain exposure to Approved Market Securities by investing in derivative instruments that derive their value from Approved Market Securities, or by investing in securities of pooled investment vehicles that invest at least 80% of their assets in Approved Market Securities.

Large Cap International Portfolio

The investment objective of the Large Cap International Portfolio is to achieve long-term capital appreciation by investing in securities of non-U.S. large companies. The Advisor may consider a company's size, relative price, and/or profitability relative to other eligible companies when making investment decisions for the Large Cap International Portfolio. An equity issuer is considered to have a low relative price (i.e., a value stock) primarily because it has a low price in relation to its book value. In assessing relative price, the Advisor may consider additional factors such as price to cash flow or price to earnings ratios. An equity issuer is considered to have high profitability because it has high earnings or profits from operations in relation to its book value or assets. The criteria the Advisor uses for assessing relative price and profitability are subject to change from time to time. The Advisor may also adjust the representation in the Large Cap International Portfolio of an eligible company, or exclude a company, after considering such factors as free float, price momentum, short-run reversals, trading strategies, liquidity, size, relative price, profitability, and other factors that the Advisor determines to be appropriate. The weightings of certain companies and countries in the Large Cap International Portfolio may vary from their weightings in international indices, such as those published by FTSE Russell, and MSCI.

Under normal market conditions, the Large Cap International Portfolio intends to invest at least 40% of its assets in three or more non-U.S. countries by investing in securities of companies associated with such countries. The Large

Cap International Portfolio invests its assets in securities of companies associated with Approved Markets (For a description of the securities and countries approved for investment, see “**Approved Markets**”).

In the countries or regions authorized for investment, the Advisor first ranks eligible companies listed on selected exchanges based on the companies’ market capitalizations. The Advisor then determines the universe of eligible securities by defining the minimum market capitalization of a large company that may be purchased by the Large Cap International Portfolio with respect to each country or region. Based on market capitalization data as of December 31, 2025, for the Large Cap International Portfolio, the market capitalization of a large company in any country or region in which the Large Cap International Portfolio invests would be \$1,852 million or above. This threshold will vary by country or region. For example, based on market capitalization data as of December 31, 2025, the Advisor would consider a large company in the European Economic and Monetary Union (the “EMU”) to have a market capitalization of at least \$13,667 million, a large company in Norway to have a market capitalization of at least \$1,934 million, and a large company in Switzerland to have a market capitalization of at least \$16,226 million. These thresholds will change due to market conditions.

The Large Cap International Portfolio does not seek current income as an investment objective and investments will not be based upon an issuer’s dividend payment policy or record. However, many of the companies whose securities will be included in the Portfolio do pay dividends. It is anticipated, therefore, that the Large Cap International Portfolio will receive dividend income.

The Large Cap International Portfolio may invest in exchange-traded funds (“ETFs”), including ETFs managed by the Advisor, for the purpose of gaining exposure to the equity markets while maintaining liquidity. In addition to money market instruments and other short-term investments, the Large Cap International Portfolio may invest in affiliated and unaffiliated registered and unregistered money market funds to manage the Portfolio’s cash pending investment in other securities or to maintain liquidity for the payment of redemptions or other purposes. Investments in ETFs and money market funds may involve a duplication of certain fees and expenses.

DFA International Value Portfolio

The investment objective of the DFA International Value Portfolio is to achieve long-term capital appreciation. The DFA International Value Portfolio invests substantially all of its assets in The DFA International Value Series of the Trust (the “International Value Series”), which has the same investment objective and policies as the Portfolio. The International Value Series seeks to achieve its objective by purchasing securities of large non-U.S. companies that the Advisor determines to be lower relative price stocks at the time of purchase. The Advisor may overweight certain stocks, including smaller companies, lower relative price stocks, and/or higher profitability stocks within the large-cap value segment of developed ex U.S. markets. An equity issuer is considered to have a low relative price (i.e., a value stock) primarily because it has a low price in relation to its book value. In assessing relative price, the Advisor may consider additional factors such as price to cash flow or price to earnings ratios. The Advisor may also adjust the representation in the International Value Series of an eligible company, or exclude a company, after considering such factors as free float, price momentum, short-run reversals, trading strategies, liquidity, size, relative price, profitability, and other factors that the Advisor determines to be appropriate. An equity issuer is considered to have high profitability because it has high earnings or profits from operations in relation to its book value or assets. The criteria the Advisor uses for relative price and profitability are subject to change from time to time.

Under normal market conditions, the International Value Series intends to invest at least 40% of its assets in three or more non-U.S. countries by investing in securities of companies associated with such countries. The International Value Series invests its assets in securities of companies associated with Approved Markets (For a description of the securities and countries approved for investment, see “**Approved Markets**”).

In the countries or regions authorized for investment, the Advisor first ranks eligible companies listed on selected exchanges based on the companies’ market capitalizations. The Advisor then determines the universe of eligible securities by defining the minimum market capitalization of a large company that may be purchased by the International Value Series with respect to each country or region. Based on market capitalization data as of December 31, 2025, for the DFA International Value Series, the market capitalization of a large company in any country or region in which the DFA International Value Series invests would be \$1,852 million or above. This threshold will vary by country or region. For example, based on market capitalization data as of December 31, 2025, the Advisor considered a large company in the EMU to have a market capitalization of at least \$13,667 million, a large company in Norway to have a market capitalization of at least \$1,934 million, and a large company in

Switzerland to have a market capitalization of at least \$16,226 million. These thresholds will change due to market conditions.

The International Value Series does not seek current income as an investment objective and investments will not be based upon an issuer's dividend payment policy or record. However, many of the companies whose securities will be included in the International Value Series do pay dividends. It is anticipated, therefore, that the International Value Series will receive dividend income.

The International Value Series may invest in ETFs, including ETFs managed by the Advisor, for the purpose of gaining exposure to the equity markets while maintaining liquidity. In addition to money market instruments and other short-term investments, the International Value Series may invest in affiliated and unaffiliated registered and unregistered money market funds to manage cash pending investment in other securities or to maintain liquidity for the payment of redemptions or other purposes. Investments in ETFs and money market funds may involve a duplication of certain fees and expenses.

International Core Equity 2 Portfolio

The investment objective of the International Core Equity 2 Portfolio is to achieve long-term capital appreciation. The International Core Equity 2 Portfolio seeks to achieve its investment objective by purchasing a broad and diverse group of securities within a market capitalization weighted universe of non-U.S. companies associated with developed markets that have been authorized for investment by the Advisor's Investment Committee (the "International Universe"). See "**Approved Markets.**" The Portfolio invests in companies of all sizes, with meaningfully increased exposure to smaller capitalization, lower relative price and higher profitability companies relative to the International Universe. Market capitalization weighted means that a company's weighting in the International Universe is proportional to that company's actual market capitalization compared to the total market capitalization of all eligible companies. The higher the company's relative market capitalization, the greater its representation. The Portfolio's meaningfully increased exposure to smaller capitalization, lower relative price and higher profitability companies may be achieved by decreasing the allocation of the International Core Equity 2 Portfolio's assets to larger capitalization, higher relative price or lower profitability companies relative to their weight in the International Universe. An equity issuer is considered to have a high relative price (i.e., a growth stock) primarily because it has a high price in relation to its book value. An equity issuer is considered to have a low relative price (i.e., a value stock) primarily because it has a low price in relation to its book value. In assessing relative price, the Advisor may consider additional factors such as price to cash flow or price to earnings ratios. An equity issuer is considered to have high profitability because it has high earnings or profits from operations in relation to its book value or assets. The criteria the Advisor uses for assessing relative price and profitability are subject to change from time to time. The Advisor may also adjust the representation in the International Core Equity 2 Portfolio of an eligible company, or exclude a company, after considering such factors as free float, price momentum, short-run reversals, trading strategies, liquidity, size, relative price, profitability, investment characteristics, and other factors that the Advisor determines to be appropriate.

Under normal market conditions, the International Core Equity 2 Portfolio intends to invest at least 40% of its assets in three or more non-U.S. countries by investing in securities of companies associated with such countries.

The Advisor may consider a small capitalization company's investment characteristics as compared to other eligible companies when making investment decisions and may exclude a small capitalization company with high recent asset growth. The Portfolio will generally not exclude more than 5% of the eligible small capitalization company universe within each eligible country based on such investment characteristics. The criteria the Advisor uses for assessing investment characteristics are subject to change from time to time. The Advisor may decrease the amount that the Portfolio invests in eligible small capitalization companies that have lower profitability and/or higher relative prices.

The International Core Equity 2 Portfolio may invest in ETFs, including ETFs managed by the Advisor, for the purpose of gaining exposure to the equity markets while maintaining liquidity. In addition to money market instruments and other short-term investments, the International Core Equity 2 Portfolio may invest in affiliated and unaffiliated registered and unregistered money market funds to manage cash pending investment in other securities or to maintain liquidity for the payment of redemptions or other purposes. Investments in ETFs and money market funds may involve a duplication of certain fees and expenses.

Global Small Company Portfolio

The Global Small Company Portfolio is a “fund of funds,” which means the Portfolio generally allocates its assets among other funds managed by the Advisor, although it has the ability to invest directly in securities and derivatives. The Global Small Company Portfolio seeks to achieve its investment objective of providing investors with access to securities portfolios consisting of a broad range of equity securities of primarily small United States, Canadian, Japanese, United Kingdom, Continental European, Asia Pacific, and Emerging Markets companies. The Portfolio also may have some exposure to small capitalization equity securities associated with other countries or regions. The Global Small Company Portfolio pursues its investment objective by investing substantially all of its assets in the following Underlying Funds: The Asia Pacific Small Company Series, The Canadian Small Company Series, The Continental Small Company Series, The Emerging Markets Small Cap Series, The Japanese Small Company Series, The United Kingdom Small Company Series (each a series of the Trust), and U.S. Small Cap Portfolio (a series of DFA Investment Dimensions Group, Inc.). For a complete description of the investment objectives and policies, portfolio structure and transactions for each Underlying Fund, see **“International Small Company Portfolio—The Canadian Small Company Series”**; **“International Small Company Portfolios—Japanese Small Company Portfolio; Asia Pacific Small Company Portfolio; United Kingdom Small Company Portfolio; and Continental Small Company Portfolio”**; **“Emerging Markets Small Cap Portfolio.”** With respect to the Portfolio’s investment in the U.S. Small Cap Portfolio, see **“Investment in Underlying Funds—Domestic Equity Underlying Funds.”**

The Global Small Company Portfolio typically allocates its investments among the following Underlying Funds: U.S. Small Cap Portfolio; The Continental Small Company Series; The Emerging Markets Small Cap Series; The Japanese Small Company Series; The United Kingdom Small Company Series; The Asia Pacific Company Series; and The Canadian Small Company Series. When deciding allocations to the Underlying Funds, the Global Small Company Portfolio takes into account, among other factors, the aggregate market capitalizations and adjustments for free float of the eligible universe of securities within each region. Periodically, the Advisor will review the allocations for the Portfolio in each Underlying Fund and may adjust allocations to the Underlying Funds or may add or remove Underlying Funds in the Portfolio without notice to shareholders. Certain Underlying Funds invest in small companies using a market capitalization weighted approach in each country or region designated by the Advisor as an approved market for investment. A company’s market capitalization is the number of its shares outstanding times its price per share. Under a market capitalization weighted approach, companies with higher market capitalizations generally represent a larger proportion of an Underlying Fund than companies with relatively lower market capitalizations. The Advisor may adjust the representation in the Underlying Funds of an eligible company, or exclude a company, after considering such factors as free float, price momentum, short-run reversals, trading strategies, liquidity, relative price, profitability, investment characteristics, and other factors that the Advisor determines to be appropriate. An equity issuer is considered to have a low relative price (i.e., a value stock) primarily because it has a low price in relation to its book value. In assessing relative price, the Advisor may consider additional factors such as price to cash flow or price to earnings ratios. An equity issuer is considered to have high profitability because it has high earnings or profits from operations in relation to its book value or assets. In assessing a company’s investment characteristics, the Advisor considers ratios such as recent changes in assets divided by total assets. The criteria the Advisor uses for assessing relative price, profitability, and investment characteristics are subject to change from time to time.

As a non-fundamental policy, under normal circumstances, the Global Small Company Portfolio, directly or through its investments in the Underlying Funds, will invest at least 80% of its net assets in securities of small companies. Under normal market conditions, whether directly or through its investment in the Underlying Funds, the Global Small Company Portfolio will have exposure to companies associated with at least three approved markets (i.e., including the United States).

The Portfolio and each Underlying Fund may gain exposure to companies associated with approved markets by purchasing equity securities in the form of depositary receipts, which may be listed or traded outside the issuer’s domicile country. The Portfolio and each Underlying Fund also may use derivatives, such as futures contracts and options on futures contracts for equity securities and indices of its approved markets or other equity market securities or indices, including those of the United States, to increase or decrease equity market exposure based on actual or expected cash inflows to or outflows from the Portfolio or Underlying Fund. The Portfolio and Underlying Funds do not intend to use derivatives for purposes of speculation or leveraging investment returns.

The Advisor may consider a small capitalization company's investment characteristics as compared to other eligible companies when making investment decisions and may exclude a small capitalization company with high recent asset growth. An Underlying Fund will generally not exclude more than 5% of the eligible small capitalization company universe within each eligible country based on such investment characteristics. The Advisor may decrease the amount that an Underlying Fund invests in eligible small capitalization companies that have lower profitability and/or higher relative prices. In addition to, or in place of, investments in the Underlying Funds, the Portfolio also is permitted to invest directly in the same types of securities that are described in each Underlying Fund's Prospectus as eligible investments for the Underlying Fund.

In addition to money market instruments and other short-term investments, the Portfolio and each Underlying Fund may invest in affiliated and unaffiliated registered and unregistered money market funds to manage the Portfolio's or Underlying Fund's cash pending investment in other securities or to maintain liquidity for the payment of redemptions or other purposes. Investments in money market funds may involve a duplication of certain fees and expenses.

International Small Company Portfolios

The International Small Company Portfolio is a "fund of funds," which means that it uses assets to purchase other mutual funds (the "Underlying Funds"). The International Small Company Portfolio and The Canadian Small Company Series (the "Canadian Small Company Series"), The Japanese Small Company Series (the "Japanese Small Company Series"), The Asia Pacific Small Company Series (the "Asia Pacific Small Company Series"), The United Kingdom Small Company Series (the "United Kingdom Small Company Series") and The Continental Small Company Series (the "Continental Small Company Series") of the Trust (the latter five being referred to hereinafter as the "Underlying Funds") each have an investment objective to achieve long-term capital appreciation. The Portfolios that invest in such Underlying Funds (the "International Small Company Portfolios") provide investors with access to securities portfolios consisting of small Canadian, Japanese, United Kingdom, European (including the Mediterranean) and Asia Pacific companies.

Company size will be determined for purposes of these Portfolios and Underlying Funds on the basis of a company's market capitalization, which will be calculated by multiplying the number of outstanding shares of the company by the price per share of the company's stock. The Advisor may consider a small capitalization company's investment characteristics as compared to other eligible companies when making investment decisions and may exclude a small capitalization company with high recent asset growth. An Underlying Fund will generally not exclude more than 5% of the eligible small capitalization company universe within each eligible country based on such investment characteristics. The criteria the Advisor uses for assessing investment characteristics are subject to change from time to time. The Advisor may decrease the amount that an Underlying Fund invests in eligible small capitalization companies that have lower profitability and/or higher relative prices.

International Small Company Portfolio

The International Small Company Portfolio seeks to achieve its investment objective by investing virtually all of its assets in Underlying Funds, in such relative proportions as determined by the Advisor from time to time. For a complete description of the investment objectives and policies, portfolio structure and transactions for each Underlying Fund, see "**International Small Company Portfolio—The Canadian Small Company Series**"; "**International Small Company Portfolios—Japanese Small Company Portfolio; Asia Pacific Small Company Portfolio; United Kingdom Small Company Portfolio; Continental Small Company Portfolio.**" The International Small Company Portfolio is designed for investors who wish to achieve their investment objective of capital appreciation by participating in the investment performance of a broad range of equity securities of Canadian, Japanese, United Kingdom, European (including the Mediterranean) and Asia Pacific small companies.

As of the date of this Prospectus, the International Small Company Portfolio invests in the shares of the Underlying Funds within the following percentage ranges:

Underlying Funds	Investment Range
Canadian Small Company Series	5-20%
Japanese Small Company Series	10-40%

Underlying Funds	Investment Range
Asia Pacific Small Company Series	5-25%
United Kingdom Small Company Series	5-30%
Continental Small Company Series	25-55%

The allocation of the assets of International Small Company Portfolio to be invested in the Underlying Funds will be determined by the Advisor on at least a semi-annual basis. In setting the target allocation, the Advisor will first consider the market capitalizations of all eligible companies in each of the Underlying Funds. The Advisor will calculate the market capitalizations for each Underlying Fund in the manner described below for the Canadian Small Company Series and for each other Underlying Fund under **“International Small Company Portfolios— Japanese Small Company Portfolio; Asia Pacific Small Company Portfolio; United Kingdom Small Company Portfolio; Continental Small Company Portfolio.”** Periodically, the Advisor will review the allocations for the International Small Company Portfolio in each Underlying Fund and may adjust allocations to the Underlying Funds or may add or remove Underlying Funds in the Portfolio without notice to shareholders. As a non-fundamental policy, under normal circumstances, the International Small Company Portfolio, through its investments in the Underlying Funds, will invest at least 80% of its net assets in securities of small companies. The International Small Company Portfolio and each Underlying Fund may invest in ETFs, including ETFs managed by the Advisor, for the purposes of gaining exposure to the equity markets, while maintaining liquidity. In addition to money market instruments and other short-term investments, the International Small Company Portfolio and each Underlying Fund may invest in affiliated and unaffiliated registered and unregistered money market funds to manage cash pending investment in other securities or to maintain liquidity for the payment of redemptions or other purposes. Investments in ETFs and money market funds may involve a duplication of certain fees and expenses.

The Canadian Small Company Series. The Canadian Small Company Series generally will purchase a broad and diverse group of readily marketable securities of Canadian small companies. The Canadian Small Company Series invests in securities of companies associated with Canada, which is the Canadian Small Company Series’ Approved Market (For a description of the securities approved for investment, see “Approved Markets”), listed or traded in the form of EDRs, GDRs, ADRs or other types of depositary receipts (including non-voting depositary receipts) or dual listed securities. The Advisor measures company size based primarily on market capitalization. The Advisor first ranks eligible companies by market capitalization. The Advisor then determines the universe of eligible securities by defining the maximum market capitalization of a small company in Canada. Based on market capitalization data as of December 31, 2025, the Advisor would consider Canadian small companies to be those companies with a market capitalization of below \$10,168 million. This threshold will change due to market conditions. As a non-fundamental policy, under normal circumstances, the Canadian Small Company Series will invest at least 80% of its net assets in securities of Canadian small companies.

The Advisor will also establish a minimum market capitalization that a company must meet in order to be considered for purchase, which minimum will change due to market conditions. The Canadian Small Company Series intends to invest in stock of eligible companies using a market capitalization weighted approach. See **“Portfolio Construction— International Small Company Portfolios.”**

The Advisor may consider a small capitalization company’s investment characteristics as compared to other eligible companies when making investment decisions and may exclude a small capitalization company with high recent asset growth. The Series will generally not exclude more than 5% of the eligible Canadian small capitalization company universe based on such investment characteristics. The criteria the Advisor uses for assessing investment characteristics are subject to change from time to time. The Advisor may decrease the amount that the Series invests in eligible Canadian small capitalization companies that have lower profitability and/or higher relative prices.

The Canadian Small Company Series may invest in exchange-traded funds (“ETFs”), including ETFs managed by the Advisor, that provide exposure to the Canadian equity market or other equity markets, including the United States, for the purpose of gaining exposure to the equity markets while maintaining liquidity. In addition to money market instruments and other short-term investments, the Canadian Small Company Series may invest in affiliated and unaffiliated registered and unregistered money market funds to manage cash pending investment in other securities or to maintain liquidity for the payment of redemptions or other purposes. Investments in ETFs and money market funds may involve a duplication of certain fees and expenses.

Japanese Small Company Portfolio

The Japanese Small Company Portfolio invests all of its assets in the Japanese Small Company Series, which has the same investment objective and policies as the Portfolio. The Japanese Small Company Series generally will purchase a broad and diverse group of readily marketable securities of Japanese small companies. The Japanese Small Company Series invests in securities of companies associated with Japan, which is the Japanese Small Company Series' Approved Market (For a description of the securities approved for investment, see "**Approved Markets**"). The Advisor measures company size based primarily on market capitalization. The Advisor first ranks eligible companies by market capitalization. The Advisor then determines the universe of eligible securities by defining the maximum market capitalization of a small company in Japan. Based on market capitalization data as of December 31, 2025, the Advisor would consider Japanese small companies to be those companies with a market capitalization below \$3,311 million. This threshold will change due to market conditions. As a non-fundamental policy, under normal circumstances, the Japanese Small Company Series will invest at least 80% of its net assets in securities of Japanese small companies.

The Advisor will also establish a minimum market capitalization that a company must meet in order to be considered for purchase, which minimum will change due to market conditions. The Japanese Small Company Series intends to invest in the stock of eligible companies using a market capitalization weighted approach. See "**Portfolio Construction—International Small Company Portfolios.**"

The Advisor may consider a small capitalization company's investment characteristics as compared to other eligible companies when making investment decisions and may exclude a small capitalization company with high recent asset growth. The Series will generally not exclude more than 5% of the eligible Japanese small capitalization company universe based on such investment characteristics. The criteria the Advisor uses for assessing investment characteristics are subject to change from time to time. The Advisor may decrease the amount that the Series invests in eligible Japanese small capitalization companies that have lower profitability and/or higher relative prices.

The Japanese Small Company Series may invest in ETFs, including ETFs managed by the Advisor, that provide exposure to the Japanese equity market or other equity markets, including the United States, for the purpose of gaining exposure to the equity markets while maintaining liquidity. In addition to money market instruments and other short-term investments, the Japanese Small Company Series may invest in affiliated and unaffiliated registered and unregistered money market funds to manage the Series' cash pending investment in other securities or to maintain liquidity for the payment of redemptions or other purposes. Investments in ETFs and money market funds may involve a duplication of certain fees and expenses.

Asia Pacific Small Company Portfolio

The Asia Pacific Small Company Portfolio invests all of its assets in the Asia Pacific Small Company Series, which has the same investment objective and policies as the Portfolio. The Asia Pacific Small Company Series generally will purchase securities of a broad and diverse group of small companies located in Australia, New Zealand and Pacific Rim Asian countries. The Asia Pacific Small Company Series invests in securities of companies associated with Approved Markets (For a description of the securities and countries approved for investment, see "**Approved Markets**"). The Advisor measures company size on a country specific basis and based primarily on market capitalization. In the countries authorized for investment, the Advisor first ranks eligible companies based on the companies' market capitalizations. The Advisor then determines the universe of eligible securities by defining the maximum market capitalization of a small company that may be purchased by the Asia Pacific Small Company Series with respect to each country authorized for investment. Based on market capitalization data as of December 31, 2025, for the Asia Pacific Small Company Series, the market capitalization of a small company in any country in which the Asia Pacific Small Company Series invests would be below \$6,817 million. This threshold will vary by country. Based on market capitalization data as of December 31, 2025, the Advisor would consider Asia Pacific small companies to be those companies with a market capitalization below \$4,264 million in Australia, \$4,701 million in Hong Kong, \$2,277 million in New Zealand and \$6,817 million in Singapore. These thresholds will change due to market conditions. As a non-fundamental policy, under normal circumstances, the Asia Pacific Small Company Series will invest at least 80% of its net assets in securities of small companies located in Australia, New Zealand and Pacific Rim Asian countries.

The Advisor will also establish a minimum market capitalization that a company must meet in order to be considered for purchase, which minimum will change due to market conditions. The Asia Pacific Small Company Series intends to invest in eligible companies using a market capitalization weighted approach. The Advisor may, in its discretion,

either limit further investments in a particular country or divest the Asia Pacific Small Company Series of holdings in a particular country. See **“Portfolio Construction—International Small Company Portfolios.”**

The Advisor may consider a small capitalization company’s investment characteristics as compared to other eligible companies when making investment decisions and may exclude a small capitalization company with high recent asset growth. The Series will generally not exclude more than 5% of the eligible small capitalization company universe within each eligible country based on such investment characteristics. The criteria the Advisor uses for assessing investment characteristics are subject to change from time to time. The Advisor may decrease the amount that the Series invests in eligible small capitalization companies that have lower profitability and/or higher relative prices.

The Asia Pacific Small Company Series may invest in ETFs, including ETFs managed by the Advisor, that provide exposure to Asia Pacific equity markets or other equity markets, including the United States, for the purpose of gaining exposure to the equity markets while maintaining liquidity. In addition to money market instruments and other short-term investments, the Asia Pacific Small Company Series may invest in affiliated and unaffiliated registered and unregistered money market funds to manage the cash pending investment in other securities or to maintain liquidity for the payment of redemptions or other purposes. Investments in ETFs and money market funds may involve a duplication of certain fees and expenses.

United Kingdom Small Company Portfolio

The United Kingdom Small Company Portfolio invests all of its assets in the United Kingdom Small Company Series, which has the same investment objective and policies as the Portfolio. The United Kingdom Small Company Series generally will purchase a broad and diverse group of readily marketable securities of United Kingdom small companies. The United Kingdom Small Company Series invests in securities of companies associated with the United Kingdom, which is the United Kingdom Small Company Series’ Approved Market (For a description of the securities approved for investment, see **“Approved Markets”**). The Advisor measures company size based primarily on the market capitalization of companies in the United Kingdom. The Advisor first ranks eligible companies by market capitalization. The Advisor then determines the universe of eligible securities by defining the maximum market capitalization of a small company in the United Kingdom. Based on market capitalization data as of December 31, 2025, the Advisor would consider United Kingdom small companies to be those companies with a market capitalization below \$8,370 million. This threshold will change due to market conditions. As a non-fundamental policy, under normal circumstances, the United Kingdom Small Company Series will invest at least 80% of its net assets in securities of United Kingdom small companies.

The Advisor will also establish a minimum market capitalization that a company must meet in order to be considered for purchase, which minimum will change due to market conditions. The United Kingdom Small Company Series intends to invest in stock of eligible companies using a market capitalization weighted approach. See **“Portfolio Construction—International Small Company Portfolios.”**

The Advisor may consider a small capitalization company’s investment characteristics as compared to other eligible companies when making investment decisions and may exclude a small capitalization company with high recent asset growth. The Series will generally not exclude more than 5% of the eligible United Kingdom small capitalization company universe based on such investment characteristics. The criteria the Advisor uses for assessing investment characteristics are subject to change from time to time. The Advisor may decrease the amount that the Series invests in eligible United Kingdom small capitalization companies that have lower profitability and/or higher relative prices.

The United Kingdom Small Company Series may invest in ETFs, including ETFs managed by the Advisor, that provide exposure to the United Kingdom equity market or other equity markets, including the United States, for the purpose of gaining exposure to the equity markets while maintaining liquidity. In addition to money market instruments and other short-term investments, the United Kingdom Small Company Series may invest in affiliated and unaffiliated registered and unregistered money market funds to manage cash pending investment in other securities or to maintain liquidity for the payment of redemptions or other purposes. Investments in ETFs and money market funds may involve a duplication of certain fees and expenses.

Continental Small Company Portfolio

The Continental Small Company Portfolio invests all of its assets in the Continental Small Company Series, which has the same investment objective and policies as the Portfolio. The Continental Small Company Series generally will purchase readily marketable securities of a broad and diverse group of small European companies. The Series also may invest in up to 20% of its net assets in small companies associated with non-European countries that the Advisor has identified as authorized for investment. The Continental Small Company Series invests in securities of companies associated with Approved Markets (For a description of the securities and countries approved for investment, see “**Approved Markets**”). The Advisor determines company size on a country or region specific basis and based primarily on market capitalization. In the countries or regions authorized for investment, the Advisor first ranks eligible companies listed on selected exchanges based on the companies’ market capitalizations. The Advisor then determines the universe of eligible securities by defining the maximum market capitalization of a small company that may be purchased by the Continental Small Company Series with respect to each country or region. Based on market capitalization data as of December 31, 2025, for the Continental Small Company Series, the market capitalization of a small company in any country or region in which the Continental Small Company Series invests would be below \$16,226 million. This threshold will vary by country or region. For example, based on market capitalization data as of December 31, 2025, the Advisor would consider a small company in the EMU to have a market capitalization below \$13,667 million, a small company in Norway to have a market capitalization below \$1,934 million, and a small company in Switzerland to have a market capitalization below \$16,226 million. These thresholds will change due to market conditions. As a non-fundamental policy, under normal circumstances, the Continental Small Company Series will invest at least 80% of its net assets in securities of small companies located in continental Europe.

The Advisor will establish a minimum market capitalization that a company must meet in order to be considered for purchase, which minimum will change due to market conditions. The Continental Small Company Series intends to invest in the stock of eligible companies using a market capitalization weighted approach. The Advisor may in its discretion either limit further investments in a particular country or divest the Continental Small Company Series of holdings in a particular country. See “**Portfolio Construction—International Small Company Portfolios.**”

The Advisor may consider a small capitalization company’s investment characteristics as compared to other eligible companies when making investment decisions and may exclude a small capitalization company with high recent asset growth. The Series will generally not exclude more than 5% of the eligible small capitalization company universe within each eligible country based on such investment characteristics. The criteria the Advisor uses for assessing investment characteristics are subject to change from time to time. The Advisor may decrease the amount that the Series invests in eligible small capitalization companies that have lower profitability and/or higher relative prices.

The Continental Small Company Series may invest in ETFs, including ETFs managed by the Advisor, that provide exposure to the continental European equity markets or other equity markets, including the United States, for the purpose of gaining exposure to the equity markets while maintaining liquidity. In addition to money market instruments and other short-term investments, the Continental Small Company Series may invest in affiliated and unaffiliated registered and unregistered money market funds to manage cash pending investment in other securities or to maintain liquidity for the payment of redemptions or other purposes. Investments in ETFs and money market funds may involve a duplication of certain fees and expenses.

DFA International Real Estate Securities Portfolio

The investment objective of the DFA International Real Estate Securities Portfolio is to achieve long-term capital appreciation. The Portfolio will concentrate its investments in a broad and diverse set of securities of non-U.S. companies principally engaged in the real estate industry with a particular focus on non-U.S. REITs and companies the Advisor considers to be REIT-like entities. The DFA International Real Estate Securities Portfolio considers a company to be principally engaged in the real estate industry if the company’s principal activities include ownership, management, development, construction, or sale of residential, commercial or industrial real estate. REITs and REIT-like entities are types of real estate companies that pool investors’ funds for investment primarily in income producing real estate or real estate related loans or interests.

Under normal market conditions, the DFA International Real Estate Portfolio intends to invest at least 40% of its assets in three or more non-U.S. countries by investing in securities of companies associated with such countries. The DFA International Real Estate Securities Portfolio purchases non-U.S. real estate securities of companies

associated with Approved Markets (For a description of the securities and countries approved for investment, see **"Approved Markets"**).

On at least a semi-annual basis, the Advisor will identify a schedule of eligible investments consisting of equity securities of non-U.S. companies in the real estate industry as described above. It is the intention of the DFA International Real Estate Securities Portfolio to invest in the securities of eligible companies generally using a market capitalization weighted approach to determine individual security weights and country weights. See **"Market Capitalization Weighted Approach."** The use of a market capitalization weighted approach may result in the Portfolio having more than 25% of its assets in companies located in a single country.

If securities must be sold in order to obtain funds to make redemption payments, such securities may be repurchased by the DFA International Real Estate Securities Portfolio, as additional cash becomes available to the Portfolio. However, the Portfolio has retained the right to borrow to make redemption payments and also is authorized to redeem its shares in-kind. See **"REDEMPTION OF SHARES."** Further, because the securities of certain companies whose shares are eligible for purchase are thinly traded, the Portfolio might not be able to purchase the number of shares that would otherwise be purchased using strict market capitalization weighting.

Investments will not be based upon an issuer's dividend payment policy or record. However, many of the companies whose securities will be included in the DFA International Real Estate Securities Portfolio do pay dividends. It is anticipated, therefore, that the Portfolio will receive dividend income. Periodically, the Advisor may expand the investments eligible for the DFA International Real Estate Securities Portfolio to include equity securities of eligible companies and additional countries to respond to market events, new listings and/or new legal structures in non-U.S. markets, among others.

The DFA International Real Estate Securities Portfolio may invest in ETFs, including ETFs managed by the Advisor, that provide exposure to equity markets, including the United States, both within and outside the real estate industry, and for the purposes of gaining exposure to the equity markets, while maintaining liquidity. In addition to money market instruments and other short-term investments, the DFA International Real Estate Securities Portfolio may invest in affiliated and unaffiliated registered and unregistered money market funds to manage the Portfolio's cash pending investment in other securities or to maintain liquidity for the payment of redemptions or other purposes. Investments in ETFs and money market funds may involve a duplication of certain fees and expenses.

The DFA International Real Estate Securities Portfolio may also invest in China A-shares (equity securities of companies listed in China) that are accessible through the Shanghai-Hong Kong Stock Connect program or the Shenzhen-Hong Kong Stock Connect program (together, "Stock Connect") and variable interest entities (special structures that utilize contractual arrangements to provide exposure to certain Chinese companies).

DFA Global Real Estate Securities Portfolio

The investment objective of the DFA Global Real Estate Securities Portfolio is to achieve long-term capital appreciation. The DFA Global Real Estate Securities Portfolio seeks to achieve exposure to a broad portfolio of securities of U.S. and non-U.S. companies in the real estate industry, with a focus on REITs or companies that the Advisor considers to be REIT-like entities. The DFA Global Real Estate Securities Portfolio may pursue its investment objective by investing its assets in the DFA Real Estate Securities Portfolio, DFA International Real Estate Securities Portfolio (the "Underlying Funds"), and/or directly in securities of companies in the real estate industry. For a complete description of the investment objectives and policies, portfolio structure and transactions for the Underlying Fund included in this Prospectus, see **"DFA International Real Estate Securities Portfolio"**. With respect to the Portfolio's investments in the DFA Real Estate Securities Portfolio, see **"Investments in Underlying Funds—Domestic Equity Funds."** The DFA Global Real Estate Securities Portfolio and each Underlying Fund may purchase or sell futures contracts and options on futures contracts for equity securities and indices, and such investments may or may not provide exposure to the real estate industry. The Portfolio and Underlying Funds do not intend to sell futures contracts to or to use derivatives for purposes of speculation or leveraging investment returns.

The DFA Global Real Estate Securities Portfolio and each Underlying Fund may invest in ETFs, including ETFs managed by the Advisor, that provide exposure to equity markets, including the United States, both within and outside the real estate industry, and for the purposes of gaining exposure to the equity markets, while maintaining liquidity. In addition to money market instruments and other short-term investments, the DFA Global Real Estate Securities Portfolio and each Underlying Fund may invest in affiliated and unaffiliated registered and unregistered

money market funds to manage cash pending investment in other securities or to maintain liquidity for the payment of redemptions or other purposes. Investments in ETFs and money market funds may involve a duplication of certain fees and expenses.

On at least a semi-annual basis, the Advisor will identify a schedule of eligible investments consisting of equity securities of all companies in the real estate industry eligible for investment by the DFA Global Real Estate Securities Portfolio and each Underlying Fund. It is the intention of the DFA Global Real Estate Securities Portfolio and each Underlying Fund to invest in the securities of eligible companies using a market capitalization weighted approach to determine security weights and country weights. See **"Market Capitalization Weighted Approach."**

The DFA Global Real Estate Securities Portfolio and the DFA International Real Estate Securities Portfolio, an Underlying Fund, may also invest in China A-shares (equity securities of companies listed in China) that are accessible through Stock Connect and variable interest entities (special structures that utilize contractual arrangements to provide exposure to certain Chinese companies).

DFA International Small Cap Value Portfolio

The investment objective of the DFA International Small Cap Value Portfolio is to achieve long-term capital appreciation. The DFA International Small Cap Value Portfolio seeks to achieve its objective by purchasing the securities of small, non-U.S. companies that the Advisor determines to be lower relative price stocks at the time of purchase. An equity issuer is considered to have a low relative price (i.e., a value stock) primarily because it has a low price in relation to its book value. In assessing relative price, the Advisor may consider additional factors such as price to cash flow or price to earnings ratios. The criteria the Advisor uses for assessing relative price are subject to change from time to time.

The DFA International Small Cap Value Portfolio intends to purchase securities of small companies in countries with developed markets. Under normal market conditions, the DFA International Small Cap Value Portfolio intends to invest at least 40% of its assets in three or more non-U.S. countries by investing in securities of companies associated with such countries. The DFA International Small Cap Value Portfolio invests its assets in securities of companies associated with Approved Markets (For a description of the securities and countries approved for investment, see **"Approved Markets"**).

The DFA International Small Cap Value Portfolio intends to invest in the stock of eligible companies using a market capitalization weighted approach. The Advisor, using this approach and its judgment, will seek to set country weights based on the relative market capitalizations of eligible small companies within each country. See **"Market Capitalization Weighted Approach."** The weightings of countries in the DFA International Small Cap Value Portfolio may vary from their weightings in international indices, such as those published by FTSE Russell, and MSCI.

The DFA International Small Cap Value Portfolio does not seek current income as an investment objective and investments will not be based upon an issuer's dividend payment policy or record. However, many of the companies whose securities will be included in the Portfolio do pay dividends. It is anticipated, therefore, that the Portfolio will receive dividend income.

The Advisor may consider a small capitalization company's investment characteristics as compared to other eligible companies when making investment decisions and may exclude a small capitalization company with high recent asset growth. The Portfolio will generally not exclude more than 5% of the eligible small capitalization company universe within each eligible country based on such investment characteristics. The criteria the Advisor uses for assessing investment characteristics are subject to change from time to time. The Advisor may decrease the amount that the Portfolio invests in eligible small capitalization companies that have lower profitability and/or higher relative prices.

The DFA International Small Cap Value Portfolio may invest in ETFs, including ETFs managed by the Advisor, for the purpose of gaining exposure to the equity markets while maintaining liquidity. In addition to money market instruments and other short-term investments, the Portfolio may invest in affiliated and unaffiliated registered and unregistered money market funds to manage the Portfolio's cash pending investment in other securities or to maintain liquidity for the payment of redemptions or other purposes. Investments in ETFs and money market funds may involve a duplication of certain fees and expenses.

International Vector Equity Portfolio

The investment objective of the International Vector Equity Portfolio is to achieve long-term capital appreciation. The International Vector Equity Portfolio's investment objective may be changed without shareholder approval.

The International Vector Equity Portfolio seeks to achieve its investment objective by purchasing a broad and diverse group of securities within a market capitalization weighted universe of non-U.S. companies associated with developed markets that have been authorized for investment by the Advisor's Investment Committee (the "International Universe"). See "**Approved Markets.**" The Portfolio invests in companies of all sizes, with strongly increased exposure to smaller capitalization, lower relative price, and higher profitability companies relative to the International Universe. The Portfolio's strongly increased exposure to smaller capitalization, lower relative price, and higher profitability companies may be achieved by decreasing the allocation of the Portfolio's assets to larger capitalization, higher relative price, or lower profitability companies relative to their weight in the International Universe or by avoiding purchases in that segment of the market. Market capitalization weighted means that a company's weighting in the International Universe is proportional to that company's actual market capitalization compared to the total market capitalization of all eligible companies. The higher the company's relative market capitalization, the greater its representation. An equity issuer is considered to have a high relative price (i.e., a growth stock) primarily because it has a high price in relation to its book value. An equity issuer is considered to have a low relative price (i.e., a value stock) primarily because it has a low price in relation to its book value. In assessing relative price, the Advisor may consider additional factors such as price to cash flow or price to earnings ratios.

An equity issuer is considered to have high profitability because it has high earnings or profits from operations in relation to its book value or assets. The criteria the Advisor uses for assessing relative price and profitability are subject to change from time to time. The Advisor may also adjust the representation in the International Vector Equity Portfolio of an eligible company, or exclude a company, after considering such factors as free float, price momentum, short-run reversals, trading strategies, liquidity, size, relative price, profitability, investment characteristics, and other factors that the Advisor determines to be appropriate.

The International Vector Equity Portfolio does not seek current income as an investment objective and investments will not be based upon an issuer's dividend payment policy or record. However, many of the companies whose securities will be included in the Portfolio do pay dividends. It is anticipated, therefore, that the Portfolio will receive dividend income.

Under normal market conditions, the International Vector Equity Portfolio intends to invest at least 40% of its assets in three or more non-U.S. countries by investing in securities of companies associated with such countries.

The Advisor may consider a small capitalization company's investment characteristics as compared to other eligible companies when making investment decisions and may exclude a small capitalization company with high recent asset growth. The Portfolio will generally not exclude more than 5% of the eligible small capitalization company universe within each eligible country based on such investment characteristics. The criteria the Advisor uses for assessing investment characteristics are subject to change from time to time. The Advisor may decrease the amount that the Portfolio invests in eligible small capitalization companies that have lower profitability and/or higher relative prices.

The International Vector Equity Portfolio may invest in ETFs, including ETFs managed by the Advisor, for the purpose of gaining exposure to the equity markets, including the U.S. equity market, while maintaining liquidity. In addition to money market instruments and other short-term investments, the International Vector Equity Portfolio may invest in affiliated and unaffiliated registered or unregistered money market funds to manage the Portfolio's cash pending investment in other securities or to maintain liquidity for the payment of redemptions or other purposes. Investments in ETFs and money market funds may involve a duplication of certain fees and expenses.

International High Relative Profitability Portfolio

The investment objective of the International High Relative Profitability Portfolio is to achieve long-term capital appreciation. The International High Relative Profitability Portfolio purchases securities of large non-U.S. companies that the Advisor determines to have high profitability relative to other large cap companies in the same country or region, at the time of purchase. An equity issuer is considered to have high profitability because it has high earnings

or profits from operations in relation to its book value or assets. Generally, the Advisor expects to consider such factors as market capitalization, free float, size, relative price, profitability, price momentum, short-run reversals, trading strategies, liquidity management, and other factors that the Advisor determines to be appropriate, to determine the representation of an eligible company in the Portfolio. An equity issuer is considered to have a low relative price (i.e., a value stock) primarily because it has a low price in relation to its book value. In assessing relative price, the Advisor may consider additional factors such as price to cash flow or price to earnings ratios. The criteria the Advisor uses for assessing relative price and profitability are subject to change from time to time.

Under normal market conditions, the International High Relative Profitability Portfolio intends to invest at least 40% of its assets in three or more non-U.S. countries by investing in securities of companies associated with such countries. The International High Relative Profitability Portfolio invests its assets in securities of companies associated with Approved Markets (for a description of the securities and countries approved for investment, see **"Approved Markets"**). In addition, the Portfolio may continue to hold securities of developed market countries that are not listed in Approved Markets, but had been authorized for investment in the past, and may reinvest distributions received in connection with such existing investments in such previously Approved Markets.

As a non-fundamental policy, under normal circumstances, the International High Relative Profitability Portfolio will invest at least 80% of its net assets in securities of companies in the particular non-U.S. markets in which the Portfolio invests. In the countries or regions authorized for investment, the Advisor first ranks eligible companies listed on selected exchanges based on the companies' market capitalizations. The Advisor then determines the universe of eligible stocks by defining the minimum market capitalization of a large company that may be purchased by the International High Relative Profitability Portfolio with respect to each country or region. Based on market capitalization data as of December 31, 2025, for the International High Relative Profitability Portfolio, the market capitalization of a large company in any country or region in which the Portfolio invests would be \$1,852 million or above. This threshold will vary by country or region. For example, based on market capitalization data as of December 31, 2025, the Advisor considered a large company in the EMU to have a market capitalization of at least \$13,667 million, a large company in Norway to have a market capitalization of at least \$1,934 million and a large company in Switzerland to have a market capitalization of at least \$16,226 million. These thresholds will change due to market conditions.

The International High Relative Profitability Portfolio does not seek current income as an investment objective and investments will not be based upon an issuer's dividend payment policy or record. However, many of the companies whose securities will be included in the Portfolio do pay dividends. It is anticipated, therefore, that the Portfolio will receive dividend income.

The International High Relative Profitability Portfolio also may purchase or sell futures contracts and options on futures contracts for foreign or U.S. equity securities and indices, to increase or decrease equity market exposure based on actual or expected cash inflows to or outflows from the Portfolio.

The International High Relative Profitability Portfolio may invest in ETFs, including ETFs managed by the Advisor, for the purpose of gaining exposure to the equity markets while maintaining liquidity. In addition to money market instruments and other short-term investments, the Portfolio may invest in affiliated and unaffiliated registered and unregistered money market funds to manage the Portfolio's cash pending investment in other securities or to maintain liquidity for the payment of redemptions or other purposes. Investments in ETFs and money market funds may involve a duplication of certain fees and expenses.

World ex U.S. Value Portfolio

The investment objective of the World ex U.S. Value Portfolio is to achieve long-term capital appreciation. The World ex U.S. Value Portfolio is a "fund of funds," which means that the Portfolio generally allocates its assets among other mutual funds managed by the Advisor though it also has the ability to invest directly in securities. The World ex U.S. Value Portfolio seeks to achieve exposure to a broad portfolio of securities of non-U.S. companies associated with countries with developed and emerging markets, which may include frontier markets (emerging markets in an earlier stage of development), that the Advisor believes to be lower relative price stocks at the time of purchase by primarily purchasing shares of The DFA International Value Series (the "International Value Series"), DFA International Small Cap Value Portfolio, and Dimensional Emerging Markets Value Fund (the "Underlying Funds"). For a complete description of the investment objectives and policies, portfolio structure and transactions

for each of the Underlying Funds, see “**DFA International Value Portfolio**,” “**DFA International Small Cap Value Portfolio**” and “**Emerging Markets Value Portfolio**.”

An equity issuer is considered to have a low relative price (i.e., a value stock) primarily because it has a low price in relation to its book value. In assessing relative price, the Advisor may consider additional factors such as price to cash flow or price to earnings ratios. The criteria the Advisor uses for assessing relative price are subject to change from time to time.

The World ex U.S. Value Portfolio typically allocates its investments among the following Underlying Funds: International Value Series; DFA International Small Cap Value Portfolio; and Dimensional Emerging Markets Value Fund. The International Value Series and DFA International Small Cap Value Portfolio invest in the securities of eligible companies using a market capitalization weighted approach to determine security weights and country weights. See “**Market Capitalization Weighted Approach**.”

The Advisor will determine in its discretion when and whether to invest in markets that have been authorized as Approved Markets for each Underlying Fund, depending on a number of factors, including, but not limited to, asset growth in the Underlying Fund, constraints imposed in Approved Markets, and other characteristics of each such market. The Investment Committee of the Advisor also may authorize other markets for investment in the future, in addition to the Approved Markets identified above, or may remove one or more markets from the list of Approved Markets for an Underlying Fund. Also, an Underlying Fund may continue to hold investments in countries that are not currently designated as Approved Markets, but had been authorized for investment in the past, and may reinvest distributions received in connection with such existing investments in such previously Approved Markets. For a description of the securities approved for investment, see “**Approved Markets**.”

In addition to, or in place of, investments in the Underlying Funds, the World ex U.S. Value Portfolio also is permitted to invest directly in the same types of securities of companies that are described in this Prospectus as eligible investments for the Underlying Funds.

The value criteria used by the Advisor, as described above, generally apply at the time of purchase by the World ex U.S. Value Portfolio or an Underlying Fund. The World ex U.S. Value Portfolio and Underlying Funds are not required to dispose of a security if the security’s issuer does not meet current value criteria. Securities which do meet the value criteria nevertheless may be sold at any time when, in the Advisor’s judgment, circumstances warrant their sale. See “**Portfolio Transactions—All Portfolios**.” The Emerging Markets Value Fund, an Underlying Fund, may also invest in China A-shares (equity securities of companies listed in China) that are accessible through Stock Connect and variable interest entities (special structures that utilize contractual arrangements to provide exposure to certain Chinese companies).

The World ex U.S. Value Portfolio and each Underlying Fund may purchase or sell futures contracts and options on futures contracts for equity securities and indices to increase or decrease equity market exposure based on actual or expected cash inflows to or outflows from the Portfolio or Underlying Fund. The World ex U.S. Value Portfolio and Underlying Funds do not intend to sell futures contracts to establish short positions in individual securities or to use derivatives for purposes of speculation or leveraging investment returns. The World ex U.S. Value Portfolio and each Underlying Fund may invest in ETFs, including ETFs managed by the Advisor, for the purposes of gaining exposure to the equity markets, while maintaining liquidity. In addition to money market instruments and other short-term investments, the World ex U.S. Value Portfolio and each Underlying Fund may invest in affiliated and unaffiliated registered and unregistered money market funds to manage cash pending investment in other securities or to maintain liquidity for the payment of redemptions or other purposes. Investments in ETFs and money market funds may involve a duplication of certain fees and expenses.

World ex U.S. Core Equity Portfolio

The investment objective of the World ex U.S. Core Equity Portfolio is to achieve long-term capital appreciation. The Portfolio seeks to achieve its investment objective by purchasing a broad and diverse group of securities within a market capitalization weighted universe of non-U.S. companies associated with countries with developed and emerging markets that have been authorized for investment by the Advisor’s Investment Committee. For purposes of this Portfolio, the Advisor defines the “non-U.S. Universe” as a market capitalization weighted set of non-U.S. companies in developed and emerging markets, which may include frontier markets, that have been authorized for investment as Approved Markets by the Advisor’s Investment Committee. (For a description of the securities and

countries approved for investment, see “**Approved Markets**”). Market capitalization weighted means that a company’s weighting in the non-U.S. Universe is proportional to that company’s actual market capitalization compared to the total market capitalization of all eligible companies. The higher the company’s relative market capitalization, the greater its representation. The Portfolio invests in companies of all sizes, with meaningfully increased exposure to smaller capitalization, lower relative price, and higher profitability companies relative to the non-U.S. Universe. The Portfolio’s meaningfully increased exposure to smaller capitalization, lower relative price, and higher profitability companies for the World ex U.S. Core Equity Portfolio may be achieved by decreasing the allocation of the Portfolio’s assets to larger capitalization, higher relative price, or lower profitability companies relative to their weight in the non-U.S. Universe. An equity issuer is considered to have a high relative price (i.e., a growth stock) primarily because it has a high price in relation to its book value. An equity issuer is considered to have a low relative price (i.e., a value stock) primarily because it has a low price in relation to its book value. In assessing relative price, the Advisor may consider additional factors such as price to cash flow or price to earnings ratios. An equity issuer is considered to have high profitability because it has high earnings or profits from operations in relation to its book value or assets. The criteria the Advisor uses for assessing relative price and profitability are subject to change from time to time. The Advisor may adjust the representation in the World ex U.S. Core Equity Portfolio of an eligible company, or exclude a company, after considering such factors as free float, price momentum, short-run reversals, trading strategies, liquidity, size, relative price, profitability, investment characteristics, and other factors that the Advisor determines to be appropriate.

In determining which emerging market countries are eligible markets for the World ex U.S. Core Equity Portfolio, the Advisor may consider various factors, including, without limitation, the classification of countries recognized by global index providers, market liquidity, relative availability of information to investors, government regulation, including fiscal and foreign exchange repatriation rules, the availability of other access to these markets, clearing and settlement processes, taxes, fees, duties, and other costs of transacting in the market, and observance of property rights. Approved Markets may not include all such emerging markets. In determining whether to approve emerging markets for investment, the Advisor may take into account, among other things, market liquidity, relative availability of investor information, government regulation, including fiscal and foreign exchange repatriation rules and the availability of other access to these markets for the Portfolio. The Advisor may consider a small capitalization company’s investment characteristics as compared to other eligible companies when making investment decisions and may exclude a small capitalization company with high recent asset growth. The Portfolio will generally not exclude more than 5% of the eligible small capitalization company universe within each eligible country based on such investment characteristics. The criteria the Advisor uses for assessing investment characteristics are subject to change from time to time. The Advisor may decrease the amount that the Portfolio invests in eligible small capitalization companies that have lower profitability and/or higher relative prices. The World ex U.S. Core Equity Portfolio may invest in ETFs, including ETFs managed by the Advisor, for the purpose of gaining exposure to the equity markets, including the United States, while maintaining liquidity. The Portfolio may purchase or sell futures contracts and options on futures contracts for foreign or U.S. equity securities and indices, to increase or decrease equity market exposure based on actual or expected cash inflows to or outflows from the Portfolio. The Portfolio may engage in foreign currency transactions for the purposes of settling the Portfolio’s purchases and sales of foreign securities. In addition to money market instruments and other short-term investments, the Portfolio may invest in affiliated and unaffiliated registered and unregistered money market funds to manage the Portfolio’s cash pending investment in other securities or to maintain liquidity for the payment of redemptions or other purposes. Investments in ETFs and money market funds may involve a duplication of certain fees and expenses.

The World ex U.S. Core Equity Portfolio may also invest in China A-shares (equity securities of companies listed in China) that are accessible through Stock Connect and variable interest entities (special structures that utilize contractual arrangements to provide exposure to certain Chinese companies).

World Core Equity Portfolio

The investment objective of the World Core Equity Portfolio is to achieve long-term capital appreciation. The World Core Equity Portfolio is a “fund of funds,” which means that the Portfolio generally allocates its assets among other mutual funds managed by the Advisor though it also has the ability to invest directly in securities. The World Core Equity Portfolio seeks to achieve exposure to a broad portfolio of securities of both U.S. companies and non-U.S. companies associated with countries with developed and emerging markets, which may include frontier markets (emerging markets in an earlier stage of development), by primarily purchasing shares of U.S. Core Equity 1 Portfolio, International Core Equity 2 Portfolio and Emerging Markets Core Equity 2 Portfolio (the “Underlying Funds”). The Underlying Funds may have a modest to meaningful emphasis on securities of smaller, lower relative

price, and higher profitability companies. The World Core Equity Portfolio may have exposure to companies in all the market capitalization ranges. For a complete description of the investment objectives and policies, portfolio structure and transactions for each of the Underlying Funds included in this Prospectus, see “**International Core Equity 2 Portfolio**,” and “**Emerging Markets Core Equity 2 Portfolio**.” With respect to the Portfolio’s investments in the U.S. Core Equity 1 Portfolio, see “**Investments in Underlying Funds—Domestic Equity Underlying Funds**.” An equity issuer is considered to have a low relative price (i.e., a value stock) primarily because it has a low price in relation to its book value. In assessing relative price, the Advisor may consider additional factors such as price to cash flow or price to earnings ratios. The criteria the Advisor uses for assessing relative price are subject to change from time to time. The World Core Equity Portfolio typically allocates its investments among the following Underlying Funds: U.S. Core Equity 1 Portfolio; International Core Equity 2 Portfolio; and Emerging Markets Core Equity 2 Portfolio. The Advisor will determine in its discretion when and whether to invest in markets that have been authorized as Approved Markets for each Underlying Fund, depending on a number of factors, including, but not limited to, asset growth in the Underlying Fund, constraints imposed in Approved Markets, and other characteristics of each such market. The Investment Committee of the Advisor also may authorize other markets for investment in the future, in addition to the Approved Markets identified above, or may remove one or more markets from the list of Approved Markets for an Underlying Fund. Also, an Underlying Fund may continue to hold investments in countries that are not currently designated as Approved Markets, but had been authorized for investment in the past, and may reinvest distributions received in connection with such existing investments in such previously Approved Markets. For a description of the securities approved for investment, see “**Approved Markets**.”

In addition to, or in place of, investments in the Underlying Funds, the World Core Equity Portfolio also is permitted to invest directly in the same types of securities of companies that are described in each Underlying Fund’s Prospectus as eligible investments for the Underlying Fund. The value criteria used by the Advisor, as described above, generally apply at the time of purchase by the World Core Equity Portfolio or an Underlying Fund. The World Core Equity Portfolio and Underlying Funds are not required to dispose of a security if the security’s issuer does not meet current value criteria. Securities which do meet the value criteria nevertheless may be sold at any time when, in the Advisor’s judgment, circumstances warrant their sale. See “**Portfolio Transactions—All Portfolios**.”

The Emerging Markets Core Equity 2 Portfolio, an Underlying Fund, may also invest in China A-shares (equity securities of companies listed in China) that are accessible through Stock Connect and variable interest entities (special structures that utilize contractual arrangements to provide exposure to certain Chinese companies).

The World Core Equity Portfolio and each Underlying Fund may purchase or sell futures contracts and options on futures contracts for equity securities and indices to increase or decrease equity market exposure based on actual or expected cash inflows to or outflows from the Portfolio or Underlying Fund. The World Core Equity Portfolio and Underlying Funds do not intend to sell futures contracts to establish short positions in individual securities or to use derivatives for purposes of speculation or leveraging investment returns. The World Core Equity Portfolio and each Underlying Fund may invest in ETFs, including ETFs managed by the Advisor, for the purposes of gaining exposure to the equity markets, while maintaining liquidity. In addition to money market instruments and other short-term investments, the World Core Equity Portfolio and each Underlying Fund may invest in affiliated and unaffiliated registered and unregistered money market funds. The World Core Equity Portfolio and Underlying Funds may invest in such money market funds and other short-term investments to manage cash pending investment in other securities or to maintain liquidity for the payment of redemptions or other purposes. Investments in ETFs and money market funds may involve a duplication of certain fees and expenses.

Selectively Hedged Global Equity Portfolio

The investment objective of the Selectively Hedged Global Equity Portfolio is to achieve long-term capital appreciation. The Selectively Hedged Global Equity Portfolio is a “fund of funds,” which means that the Portfolio generally allocates its assets among other mutual funds managed by the Advisor although it also has the ability to invest directly in securities and derivatives. The Selectively Hedged Global Equity Portfolio seeks to achieve exposure to a broad portfolio of securities of both U.S. companies and non-U.S. companies associated with countries with developed and emerging markets, including frontier markets (emerging markets in an earlier stage of development), by primarily purchasing shares of U.S. Core Equity 2 Portfolio, International Core Equity 2 Portfolio and Emerging Markets Core Equity 2 Portfolio (the “Underlying Funds”). For a complete description of the investment objectives and policies, portfolio structure and transactions for each of the Underlying Funds included in this Prospectus, see “**International Core Equity 2 Portfolio**” and “**Emerging Markets Core Equity 2 Portfolio**.” With respect to the Portfolio’s investment in the U.S. Core Equity 2 Portfolio, see “**Investments in Underlying Funds—**

Domestic Equity Underlying Funds. Because many of the Selectively Hedged Global Portfolio's investments may be denominated in foreign currencies, the Portfolio may also enter into foreign currency forward contracts to attempt to protect against uncertainty in the level of future foreign currency rates, to hedge against fluctuations in currency exchange rates or to transfer balances from one currency to another. Alternatively, the Portfolio may leave all or some of the currency exposure unhedged. The decision to hedge the Portfolio's currency exposure with respect to a foreign market will be based on, among other things, a comparison of the respective foreign and U.S. short-term interest rates and the Portfolio's existing exposure to a given foreign currency. The Selectively Hedged Global Equity Portfolio and each Underlying Fund also may invest in ETFs, including ETFs managed by the Advisor, for the purposes of gaining exposure to the equity markets, while maintaining liquidity. In addition to money market instruments and other short-term investments, the Selectively Hedged Global Equity Portfolio and each Underlying Fund may invest in affiliated and unaffiliated registered and unregistered money market funds to manage cash pending investment in other securities or to maintain liquidity for the payment of redemptions or other purposes. Investments in ETFs and money market funds may involve a duplication of 164 certain fees and expenses. The Selectively Hedged Global Equity Portfolio and Underlying Funds may lend their portfolio securities to generate additional income.

The Emerging Markets Core Equity 2 Portfolio, an Underlying Fund, may also invest in China A-shares (equity securities of companies listed in China) that are accessible through Stock Connect and variable interest entities (special structures that utilize contractual arrangements to provide exposure to certain Chinese companies). In addition to, or in place of, investments in the Underlying Funds, the Portfolio also is permitted to invest directly in the same types of securities of companies that are described in each Underlying Fund's Prospectus as eligible investments for the Underlying Fund.

Emerging Markets Portfolio
Emerging Markets Value Portfolio
Emerging Markets Small Cap Portfolio
Emerging Markets Core Equity 2 Portfolio
Emerging Markets ex China Core Equity Portfolio
Emerging Markets Targeted Value Portfolio

The investment objective of the Emerging Markets 2 Portfolio, the Emerging Markets Value Portfolio, the Emerging Markets Small Cap Portfolio, the Emerging Markets Core Equity 2 Portfolio, the Emerging Markets ex China Core Equity Portfolio and the Emerging Markets Targeted Value Portfolio is to achieve long-term capital appreciation. The Emerging Markets Portfolio is a Feeder Portfolio and pursues its objective by investing substantially all of its assets in its corresponding Master Fund, The Emerging Markets Series of the Trust (the "Emerging Markets Series"), which has the same investment objective and policies as the Portfolio. The Emerging Markets Small Cap Portfolio is a Feeder Portfolio and pursues its objective by investing substantially all of its assets in its corresponding Master Fund, The Emerging Markets Small Cap Series of the Trust (the "Emerging Markets Small Cap Series"), which has the same investment objective and policies as the Portfolio. The Emerging Markets Value Portfolio is a Feeder Portfolio and pursues its objective by investing substantially all of its assets in its corresponding Master Fund, Dimensional Emerging Markets Value Fund (the "Emerging Markets Value Fund"), which has the same investment objective and policies as the Portfolio. The Emerging Markets Value Fund pursues its objective through investment primarily in emerging market equity securities. The Emerging Markets Series, the Emerging Markets Small Cap Series, and the Emerging Markets Value Fund are referred to collectively as the "Emerging Markets Master Funds." Each of the Emerging Markets Master Funds, the Emerging Markets Core Equity 2 Portfolio, the Emerging Markets ex China Core Equity Portfolio and the Emerging Markets Targeted Value Portfolio seeks to achieve its investment objective by investing in companies associated with emerging markets, which may include frontier markets (emerging market countries in an earlier stage of development), designated as Approved Markets by the Investment Committee of the Advisor (For a description of the securities and countries approved for investment, see "**Approved Markets**"). Each Emerging Markets Master Fund, the Emerging Markets Core Equity 2 Portfolio and the Emerging Markets Targeted Value Portfolio invests its assets primarily in Approved Market equity securities listed on bona fide securities exchanges. The Emerging Markets ex China Core Equity Portfolio invests its assets primarily in Approved Markets equity securities listed on bona fide securities exchanges or actively traded on over-the-counter markets. Each Emerging Markets Master Fund, the Emerging Markets Core Equity 2 Portfolio and the Emerging Markets Targeted Value Portfolio may also invest in China A-shares (equity securities of companies listed in China) that are accessible through Stock Connect and variable interest entities (special structures that utilize contractual arrangements to provide exposure to certain Chinese companies). The Emerging Markets Value Fund seeks to achieve its objective by purchasing emerging market equity securities that are deemed by the Advisor to be lower relative price stocks at the time of purchase. An equity issuer is considered to have a low relative price (i.e., a value

stock) primarily because it has a low price in relation to its book value. In assessing relative price, the Advisor may consider additional factors such as price to cash flow or price to earnings ratios. The Advisor may adjust the representation in the Emerging Markets Value Fund of an eligible company, or exclude a company, after considering such factors as free float, price momentum, short-run reversals, trading strategies, liquidity, size, relative price, profitability, investment characteristics, and other factors that the Advisor determines to be appropriate. An equity issuer is considered to have high profitability because it has high earnings or profits from operations in relation to its book value or assets. In assessing a company's investment characteristics, the Advisor considers ratios such as recent changes in assets divided by total assets. The criteria the Advisor uses for assessing relative price, profitability, and investment characteristics are subject to change from time to time. The Emerging Markets Core Equity 2 Portfolio and Emerging Markets ex China Core Equity Portfolio will seek to purchase a broad and diverse group of securities, with meaningfully increased exposure to securities of smaller capitalization, lower relative price, and higher profitability companies. The Portfolios' meaningfully increased exposure to smaller capitalization, lower relative price, and higher profitability companies may be achieved by decreasing the allocation of the Portfolios' assets to larger capitalization, higher relative price, or lower profitability companies. An equity issuer is considered to have a high relative price (i.e., a growth stock) primarily because it has a high price in relation to its book value. An equity issuer is considered to have a low relative price (i.e., a value stock) primarily because it has a low price in relation to its book value. In assessing relative price, the Advisor may consider additional factors such as price to cash flow or price to earnings ratios. The Advisor may adjust the representation in the Portfolio of an eligible company, or exclude a company, after considering such factors as free float, price momentum, short-run reversals, trading strategies, liquidity, size, relative price, profitability, investment characteristics, and other factors that the Advisor determines to be appropriate. An equity issuer is considered to have high profitability because it has high earnings or profits from operations in relation to its book value or assets. In assessing a company's investment characteristics, the Advisor considers ratios such as recent changes in assets divided by total assets. The criteria the Advisor uses for assessing relative price, profitability and investment characteristics are subject to change from time to time.

As a non-fundamental policy, under normal circumstances, the Emerging Markets ex China Core Equity Portfolio will invest at least 80% of its net assets in emerging markets equity investments that are defined in the Prospectus as Approved Market securities. The Emerging Markets ex China Core Equity Portfolio may gain exposure to companies in Approved Markets by purchasing equity securities in the form of depositary receipts, which may be listed or traded outside the issuer's domicile country. The Emerging Markets ex China Core Equity Portfolio may purchase or sell futures contracts and options on futures contracts for Approved Market or other equity market securities and indices, including those of the United States, to increase or decrease equity market exposure based on actual or expected cash inflows to or outflows from the Portfolio.

The investment objective of the Emerging Markets Targeted Value Portfolio is to achieve long-term capital appreciation. The Portfolio will seek to achieve its investment objective through exposure to a broad and diverse portfolio of securities, with a focus on small and mid-cap lower relative price companies with higher profitability. The Emerging Markets Targeted Value Portfolio intends to purchase securities of small and mid-sized companies in Approved Markets that the Advisor believes to be lower relative price stocks with higher profitability at the time of purchase. An equity issuer is considered to have a low relative price (i.e., a value stock) primarily because it has a low price in relation to its book value. In assessing relative price, the Advisor may consider additional factors such as price to cash flow or price to earnings ratios. The Advisor determines what constitutes a small or mid-sized company on a country-or region-specific basis and based primarily on market capitalization. A company's market capitalization is the number of its shares outstanding times its price per share. The Advisor may adjust the representation in the Portfolio of an eligible company, or exclude a company, after considering such factors as free float, price momentum, short-run reversals, trading strategies, liquidity, size, relative price, profitability, investment characteristics, and other factors that the Advisor determines to be appropriate. An equity issuer is considered to have high profitability because it has high earnings or profits from operations in relation to its book value or assets. In assessing a company's investment characteristics, the Advisor considers ratios such as recent changes in assets divided by total assets. The criteria the Advisor uses for assessing relative price, profitability and investment characteristics are subject to change from time to time. The Emerging Markets Targeted Value Portfolio may also invest as a non-principal investment strategy in exchange-traded funds (ETFs) that provide exposure to Approved Markets or other equity markets, including the United States, for the purposes of gaining exposure to the equity markets while maintaining liquidity. In addition to money market instruments and other short-term investments, the Emerging Markets Targeted Value Portfolio may invest in affiliated and unaffiliated registered and unregistered money market funds to manage cash pending investment in other securities or to maintain liquidity for the payment

of redemptions or other purposes. Investments in money market funds may involve a duplication of certain fees and expenses.

In determining what countries are eligible markets for the Emerging Markets Master Funds, the Emerging Markets Core Equity 2 Portfolio, the Emerging Markets ex China Core Equity Portfolio and the Emerging Markets Targeted Value Portfolio, the Advisor may consider various factors, including without limitation, the classification of countries recognized by global index providers, market liquidity, relative availability of information to investors, government regulation, including fiscal and foreign exchange repatriation rules, the availability of other access to these markets, clearing and settlement processes, taxes, fees, duties, and other costs of transacting in the market, and observance of property rights. Approved Markets may not include all such emerging markets. In determining whether to approve markets for investment, the Advisor may take into account, among other things, market liquidity, relative availability of investor information, government regulation, including fiscal and foreign exchange repatriation rules and the availability of other access to these markets for the Emerging Markets Master Funds, the Emerging Markets Core Equity 2 Portfolio, the Emerging Markets ex China Core Equity Portfolio and the Emerging Markets Targeted Value Portfolio. Pending the investment of new capital in Approved Markets securities, the Emerging Markets Master Funds, the Emerging Markets Core Equity 2 Portfolio, the Emerging Markets ex China Core Equity Portfolio and the Emerging Markets Targeted Value Portfolio will typically invest in money market instruments or other highly liquid debt instruments including those denominated in U.S. dollars (including, without limitation, repurchase agreements). In addition, each Emerging Markets Master Fund, the Emerging Markets Core Equity 2 Portfolio, the Emerging Markets ex China Core Equity Portfolio and the Emerging Markets Targeted Value Portfolio, may, for liquidity, or for temporary defensive purposes during periods in which market or economic or political conditions warrant, purchase highly liquid debt instruments or hold freely convertible currencies, although each of the Emerging Markets Master Funds, the Emerging Markets Core Equity 2 Portfolio, the Emerging Markets ex China Core Equity Portfolio and the Emerging Markets Targeted Value Portfolio do not expect the aggregate of all such amounts to exceed 20% of their net assets under normal circumstances. The Emerging Markets Master Funds, Emerging Markets Core Equity 2 Portfolio, Emerging Markets ex China Core Equity Portfolio and the Emerging Markets Targeted Value Portfolio also may invest up to 10% of their total assets in shares of other investment companies that invest in one or more Approved Markets, although they intend to do so only where access to those markets is otherwise significantly limited. In some Approved Markets, it may be necessary or advisable for an Emerging Markets Master Fund, the Emerging Markets Core Equity 2 Portfolio, the Emerging Markets ex China Core Equity Portfolio or the Emerging Markets Targeted Value Portfolio to establish a wholly owned subsidiary or a trust for the purpose of investing in the local markets. The Emerging Markets Series and Emerging Markets Small Cap Series seek broad market diversification.

The decision to include or exclude the shares of an issuer will be made primarily on the basis of such issuer's relative market capitalization determined by reference to other companies located in the same country. Company size is measured in terms of reference to other companies located in the same country and in terms of local currencies in order to eliminate the effect of variations in currency exchange rates. In addition, the Emerging Markets Series may consider a company's price in relation to its book value (a "price to book ratio"). Generally, changes in the composition and relative ranking (in terms of price to book ratio) of the stocks which are eligible for purchase by the Emerging Markets Value Fund and the Emerging Markets Targeted Value Portfolio take place with every trade when the securities markets are open for trading due primarily to price changes of such securities. On a periodic basis, the Advisor will identify lower relative price stocks that are eligible for investment and re-evaluate eligible lower relative price stocks no less than semi-annually. With respect to the Emerging Markets Series, the Advisor may adjust the representation in the Series of an eligible company, or exclude a company, after considering such factors as free float, price momentum, short-run reversals, trading strategies, liquidity, size, relative price, profitability, and other factors that the Advisor determines to be appropriate. For the Emerging Markets Small Cap Series, the Advisor may also adjust the representation in the Series of an eligible company, or exclude a company, after considering such factors as free float, price momentum, short-run reversals, trading strategies, liquidity, size, relative price, profitability, investment characteristics, and other factors that the Advisor determines to be appropriate. An equity issuer is considered to have a low relative price (i.e., a value stock) primarily because it has a low price in relation to its book value. In assessing relative price, the Advisor may consider additional factors such as price to cash flow or price to earnings ratios. An equity issuer is considered to have high profitability because it has high earnings or profits from operations in relation to its book value or assets. In assessing a company's investment characteristics, the Advisor considers ratios such as recent changes in assets divided by total assets. The criteria the Advisor uses for assessing relative price, profitability, and investment characteristics are subject to change from time to time.

The Emerging Markets Master Funds, the Emerging Markets Core Equity 2 Portfolio, the Emerging Markets ex China Core Equity Portfolio and the Emerging Markets Targeted Value Portfolio do not seek current income as an investment objective, and investments will not be based upon an issuer's dividend payment policy or record. However, many of the companies whose securities will be included in an Emerging Markets Master Fund, the Emerging Markets Core Equity 2 Portfolio, the Emerging Markets ex China Core Equity Portfolio or the Emerging Markets Targeted Value Portfolio do pay dividends. It is anticipated, therefore, that the Emerging Markets Master Funds, the Emerging Markets Core Equity 2 Portfolio, the Emerging Markets ex China Core Equity Portfolio and the Emerging Markets Targeted Value Portfolio will receive dividend income. The Advisor may consider a small capitalization company's investment characteristics as compared to other eligible companies when making investment decisions and may exclude a small capitalization company with high recent asset growth. A Portfolio or Master Fund will generally not exclude more than 5% of the eligible small capitalization company universe within each eligible country based on such investment characteristics. With respect to the Emerging Markets Value Portfolio, Emerging Markets Small Cap Portfolio, Emerging Markets Core Equity 2 Portfolio, Emerging Markets ex China Core Equity Portfolio and Emerging Markets Targeted Value Portfolio, the Advisor may decrease the amount that a Portfolio or Master Fund invests in eligible small capitalization companies that have lower profitability and/or higher relative prices. The Emerging Markets Master Funds, Emerging Markets Core Equity 2 Portfolio and Emerging Markets ex China Core Equity Portfolio may also invest in ETFs, including ETFs managed by the Advisor, that provide exposure to Approved Markets or other equity markets, including the United States, for the purposes of gaining exposure to the equity markets while maintaining liquidity. In addition to money market instruments and other short-term investments, the Emerging Markets Master Funds and Emerging Markets Core Equity 2 Portfolio and the Emerging Markets ex China Core Equity Portfolio may invest in affiliated and unaffiliated registered and unregistered money market funds to manage cash pending investment in other securities or to maintain liquidity for the payment of redemptions or other purposes. Investments in ETFs and money market funds may involve a duplication of certain fees and expenses.

INVESTMENTS IN UNDERLYING FUNDS

Investment Objectives, Strategies and policies of the Underlying Funds

The following is a summary of the investment strategies, objectives and policies of the Underlying Funds in which the Portfolios invest as of the date of this Prospectus that are not described in this Prospectus. Additional information concerning the investment policies of the Underlying Funds may be found in the Portfolios' Statement of Additional Information ("SAI").

Domestic Equity Underlying Funds

DFA Real Estate Securities Portfolio—The investment objective of the DFA Real Estate Securities Portfolio is to achieve long-term capital appreciation. The Portfolio, using a market capitalization weighted approach, purchases readily marketable equity securities of companies whose principal activities include ownership, management, development, construction, or sale of residential, commercial or industrial real estate. The Portfolio will principally invest in equity securities of companies in certain REITs and companies engaged in residential construction and firms, except partnerships, whose principal business is to develop commercial property. The Portfolio invests in companies of all sizes. A company's market capitalization is the number of its shares outstanding times its price per share. Under a market capitalization weighted approach, companies with higher market capitalizations generally represent a larger proportion of the Portfolio than companies with relatively lower market capitalizations. The Advisor may adjust the representation in the Portfolio of an eligible company, or exclude a company, after considering such factors as free float, price momentum, short-run reversals, trading strategies, liquidity, size, relative price, profitability, and other factors that the Advisor determines to be appropriate. An equity issuer is considered to have a low relative price (i.e., a value stock) primarily because it has a low price in relation to its book value. In assessing relative price, the Advisor may consider additional factors such as price to cash flow or price to earnings ratios. An equity issuer is considered to have high profitability because it has high earnings or profits from operations in relation to its book value or assets. The criteria the Advisor uses for assessing relative price and profitability are subject to change from time to time.

As a non-fundamental policy, under normal circumstances, at least 80% of the DFA Real Estate Securities Portfolio's net assets will be invested in securities of companies in the real estate industry. The Portfolio concentrates (i.e., invests more than 25% of its net assets) its investments in securities of companies in the real estate industry. The Portfolio generally considers a company to be principally engaged in the real estate industry if the company (i)

derives at least 50% of its revenue or profits from the ownership, management, development, construction, or sale of residential, commercial, industrial, or other real estate; (ii) has at least 50% of the value of its assets invested in residential, commercial, industrial, or other real estate; or (iii) is organized as a REIT or REIT-like entity. REITs and REIT-like entities are types of real estate companies that pool investors' funds for investment primarily in income producing real estate or real estate related loans or interests.

U.S. Core Equity 1 Portfolio—The investment objective of the U.S. Core Equity 1 Portfolio is to achieve long-term capital appreciation. The Portfolio is designed to purchase a broad and diverse group of equity securities within a market capitalization weighted universe (e.g., the larger the company, the greater the proportion of the universe it represents) of U.S. companies (the "U.S. Universe"). The Portfolio invests in companies of all sizes, with moderately increased exposure to smaller capitalization, lower relative price, and higher profitability companies as compared to their representation in the U.S. Universe. The Portfolio's moderately increased exposure to smaller capitalization, lower relative price, and higher profitability companies may be achieved by decreasing the allocation of the Portfolio's assets to larger capitalization, higher relative price, or lower profitability companies relative to their weight in the U.S. Universe. An equity issuer is considered to have a high relative price (i.e., a growth stock) primarily because it has a high price in relation to its book value. An equity issuer is considered to have a low relative price (i.e., a value stock) primarily because it has a low price in relation to its book value. In assessing relative price, the Advisor may consider additional factors such as price to cash flow or price to earnings ratios. An equity issuer is considered to have high profitability because it has high earnings or profits from operations in relation to its book value or assets. The criteria the Advisor uses for assessing relative price and profitability are subject to change from time to time.

As a non-fundamental policy, under normal circumstances, U.S. Core Equity 1 Portfolio will invest at least 80% of its net assets in equity securities of U.S. companies. The Advisor generally defines a U.S. company as one that is listed and principally traded on a securities exchange in the United States that is deemed appropriate by the Advisor.

The Advisor may also increase or reduce the U.S. Core Equity 1 Portfolio's exposure to an eligible company, or exclude a company, based on shorter-term considerations, such as a company's price momentum, short-run reversals, and investment characteristics. In assessing a company's investment characteristics, the Advisor considers ratios such as recent changes in assets divided by total assets. The criteria the Advisor uses for assessing a company's investment characteristics are subject to change from time to time. In addition, the Advisor seeks to reduce trading costs using a flexible trading approach that looks for opportunities to participate in the available market liquidity, while managing turnover and explicit transaction costs.

U.S. Core Equity 2 Portfolio—The investment objective of the U.S. Core Equity 2 Portfolio is to achieve long-term capital appreciation. The Portfolio is designed to purchase a broad and diverse group of equity securities within a market capitalization weighted universe (e.g., the larger the company, the greater the proportion of the universe it represents) of U.S. companies (the "U.S. Universe"). The Portfolio invests in companies of all sizes, with meaningfully increased exposure to smaller capitalization, lower relative price, and higher profitability companies as compared to their representation in the U.S. Universe. The Portfolio's meaningfully increased exposure to smaller capitalization, lower relative price, and higher profitability companies may be achieved by decreasing the allocation of the Portfolio's assets to larger capitalization, higher relative price, or lower profitability U.S. companies relative to their weight in the U.S. Universe. An equity issuer is considered to have a high relative price (i.e., a growth stock) primarily because it has a high price in relation to its book value. An equity issuer is considered to have a low relative price (i.e., a value stock) primarily because it has a low price in relation to its book value. In assessing relative price, the Advisor may consider additional factors such as price to cash flow or price to earnings ratios. An equity issuer is considered to have high profitability because it has high earnings or profits from operations in relation to its book value or assets. The criteria the Advisor uses for assessing relative price and profitability are subject to change from time to time.

As a non-fundamental policy, under normal circumstances, U.S. Core Equity 2 Portfolio will invest at least 80% of its net assets in equity securities of U.S. companies. The Advisor generally defines a U.S. company as one that is listed and principally traded on a securities exchange in the United States that is deemed appropriate by the Advisor.

The Advisor may also increase or reduce the Portfolio's exposure to an eligible company, or exclude a company, based on shorter-term considerations, such as a company's price momentum, short-run reversals, and investment characteristics. In assessing a company's investment characteristics, the Advisor considers ratios such as recent changes in assets divided by total assets. The criteria the Advisor uses for assessing a company's investment

characteristics are subject to change from time to time. In addition, the Advisor seeks to reduce trading costs using a flexible trading approach that looks for opportunities to participate in the available market liquidity, while managing turnover and explicit transaction costs.

U.S. Small Cap Portfolio—The U.S. Small Cap Portfolio, using a market capitalization weighted approach, is designed to purchase a broad and diverse group of readily marketable securities of U.S. small cap companies. A company's market capitalization is the number of its shares outstanding times its price per share. Under a market capitalization weighted approach, companies with higher market capitalizations generally represent a larger proportion of the Portfolio than companies with relatively lower market capitalizations. The Portfolio may emphasize certain stocks, including smaller capitalization companies, lower relative price stocks, and/or higher profitability stocks as compared to their representation in the small-cap value segment of the U.S. market. An equity issuer is considered to have a low relative price (i.e., a value stock) primarily because it has a low price in relation to its book value. In assessing relative price, the Advisor may consider additional factors such as price to cash flow or price to earnings ratios. An equity issuer is considered to have high profitability because it has high earnings or profits from operations in relation to its book value or assets. The criteria the Advisor uses for assessing relative price and profitability are subject to change from time to time.

As a non-fundamental policy, under normal circumstances, the U.S. Small Cap Portfolio will invest at least 80% of its net assets in securities of small cap U.S. companies. The Advisor generally defines a U.S. company as one that is listed and principally traded on a securities exchange in the United States that is deemed appropriate by the Advisor. As of the date of this Prospectus, for purposes of the U.S. Small Cap Portfolio, the Advisor considers small cap companies to be companies whose market capitalizations are generally in the lowest 10% of total market capitalization or companies whose market capitalizations are smaller than the 1,000th largest U.S. company, whichever results in the higher market capitalization break. Total market capitalization is based on the market capitalization of eligible U.S. operating companies listed on a securities exchange in the United States that is deemed appropriate by the Advisor. Under the Advisor's market capitalization guidelines described above, based on market capitalization data as of December 31, 2025, the market capitalization of a small cap company would be below \$16,768 million. This threshold will change due to market conditions.

The Advisor may also increase or reduce the U.S. Small Cap Value Portfolio's exposure to an eligible company, or exclude a company, based on shorter-term considerations, such as a company's price momentum, short-run reversals, and investment characteristics. In assessing a company's investment characteristics, the Advisor considers ratios such as recent changes in assets divided by total assets. The criteria the Advisor uses for assessing a company's investment characteristics are subject to change from time to time. In addition, the Advisor seeks to reduce trading costs using a flexible trading approach that looks for opportunities to participate in the available market liquidity, while managing turnover and explicit transaction costs.

MARKET CAPITALIZATION WEIGHTED APPROACH

The portfolio structures of the DFA International Real Estate Securities Portfolio, DFA Global Real Estate Securities Portfolio, each International Small Company Portfolio Underlying Fund and the DFA International Small Cap Value Portfolio involve market capitalization weighting in determining individual security weights and, where applicable, country or region weights. Market capitalization weighting means each security is generally purchased based on the issuer's relative market capitalization. Market capitalization weighting may be modified by the Advisor for a variety of reasons. With respect to the DFA International Real Estate Securities Portfolio and DFA Global Real Estate Securities Portfolio, the Advisor may adjust the representation in a Portfolio of an eligible company, or exclude a company, after considering such factors as free float, price momentum, short-run reversals, trading strategies, liquidity, size, relative price, profitability, and other factors that the Advisor determines to be appropriate. With respect to each International Small Company Portfolio Underlying Fund and the DFA International Small Cap Value Portfolio, the Advisor may adjust the representation in a Portfolio or Underlying Fund of an eligible company, or exclude a company, after considering such factors as free float, price momentum, short-run reversals, trading strategies, liquidity, size, relative price, profitability, investment characteristics, and other factors that the Advisor determines to be appropriate. An equity issuer is considered to have high profitability because it has high earnings or profits from operations in relation to its book value or assets. In assessing a company's investment characteristics, the Advisor considers ratios such as recent changes in assets divided by total assets. The criteria the Advisor uses for assessing profitability and investment characteristics are subject to change from time to time. The Advisor may deviate from market capitalization weighting to limit or fix the exposure of a Portfolio, Underlying Fund, or Master Fund to a particular issuer to a maximum proportion of the assets of the Portfolio, Underlying Fund, or Master Fund.

The Advisor may exclude the stock of a company that meets applicable market capitalization criterion if the Advisor determines, in its judgment, that the purchase of such stock is inappropriate in light of other conditions.

With respect to each International Small Company Portfolio Underlying Fund and the DFA International Small Cap Value Portfolio, the Advisor may decrease the amount that a Portfolio or Underlying Fund invests in eligible small capitalization companies that have lower profitability and/or higher relative prices. These adjustments will result in a deviation from traditional market capitalization weighting. Adjustment for free float modifies market capitalization weighting to exclude the share capital of a company that is not freely available for trading in the public equity markets. For example, the following types of shares may be excluded: (i) those held by strategic investors (such as governments, controlling shareholders and management), (ii) treasury shares, or (iii) shares subject to foreign ownership restrictions. Furthermore, the Advisor may reduce the relative amount of any security held in order to retain sufficient portfolio liquidity. A portion, but generally not in excess of 20% of assets, may be invested in interest bearing obligations, such as money market instruments, thereby causing further deviation from market capitalization weighting. A further deviation may occur due to holdings in securities received in connection with corporate actions. Block purchases of eligible securities may be made at opportune prices, even though such purchases exceed the number of shares that, at the time of purchase, adherence to a market capitalization weighted approach would otherwise require. In addition, securities eligible for purchase or otherwise represented in a Portfolio or Master Fund may be acquired in exchange for the issuance of shares. See **"PURCHASE OF SHARES—In-Kind Purchases."** While such transactions might cause a deviation from market capitalization weighting, they would ordinarily be made in anticipation of further growth of assets. Generally, changes in the composition and relative ranking (in terms of market capitalization) of the stocks that are eligible for purchase take place with every trade when the securities markets are open for trading due, primarily, to price changes of such securities. On at least a semi-annual basis, the Advisor will identify companies whose stock is eligible for investment by a Portfolio or Master Fund. Additional investments generally will not be made in securities that have changed in value sufficiently to be excluded from the Advisor's then current market capitalization requirement for eligible portfolio securities. This may result in further deviation from market capitalization weighting. Such deviation could be substantial if a significant amount of holdings of a Portfolio or Master Fund change in value sufficiently to be excluded from the requirement for eligible securities, but not by a sufficient amount to warrant their sale. Country weights may be based on the total market capitalization of companies within each country. The country weights may take into consideration the free float of companies within a country or whether these companies are eligible to be purchased for the particular strategy. In addition, to maintain a satisfactory level of diversification, the Investment Committee may limit or fix the exposure to a particular country or region to a maximum proportion of the assets of that vehicle. Country weights may also vary due to general day-to-day trading patterns and price movements. The weighting of countries may vary from their weighting in published international indices.

PORTFOLIO CONSTRUCTION—INTERNATIONAL SMALL COMPANY FUNDS

Each of the International Small Company Portfolios and the International Small Company Portfolio Underlying Funds (collectively the "International Small Company Funds") intends to invest in the securities of eligible companies using a market capitalization weighted approach. See **"Market Capitalization Weighted Approach."** The following discussion applies to the investment policies of the International Small Company Funds.

The decision to include or exclude the shares of an issuer will generally be made on the basis of such issuer's relative market capitalization determined by reference to other companies located in the same country or region. Company size is measured in terms of local currencies in order to eliminate the effect of variations in currency exchange rates.

If securities must be sold in order to obtain funds to make redemption payments, such securities may be repurchased, as additional cash becomes available. In most instances, however, management would anticipate selling securities which had appreciated sufficiently to be eligible for sale and, therefore, would not need to repurchase such securities.

Generally, current income is not sought as an investment objective and investments will not be based upon an issuer's dividend payment policy or record. However, many of the companies whose securities will be selected for investment do pay dividends. It is anticipated, therefore, that dividend income will be received.

PORTFOLIO TRANSACTIONS—ALL PORTFOLIOS

In general, securities will not be purchased or sold based on the prospects for the economy, the securities markets or the individual issuers whose shares are eligible for purchase. Securities that have depreciated in value since their acquisition will not be sold solely because prospects for the issuer are not considered attractive or due to an expected or realized decline in securities prices in general. Securities generally will not be sold solely to realize short-term profits, but when circumstances warrant, they may be sold without regard to the length of time held. Securities, including those eligible for purchase, may be disposed of, however, at any time when, in the Advisor's judgment, circumstances warrant their sale, including but not limited to tender offers, mergers and similar transactions, or bids made for block purchases at opportune prices. Generally, securities will be purchased with the expectation that they will be held for longer than one year and will be held until such time as they are no longer considered an appropriate holding in light of the investment policies of each Portfolio, Underlying Fund, and Master Fund.

In attempting to respond to adverse market, economic, political, or other considerations, a Portfolio, Underlying Fund, or Master Fund may, from time to time, invest its assets in a temporary defensive manner that is inconsistent with the Portfolio's, Underlying Fund's, or Master Fund's principal investment strategies. In these circumstances, the Portfolio, Underlying Fund, or Master Fund (and in turn, its corresponding Feeder Portfolio) may be unable to achieve its investment objective.

ADDITIONAL INFORMATION REGARDING INVESTMENT RISKS

Because the value of your investment in a Portfolio will fluctuate, there is the risk that you will lose money. An investment in a Portfolio is not a deposit of a bank and is not insured or guaranteed by the Federal Deposit Insurance Corporation or any other government agency. The following is a description of principal risks of investing in the Portfolios.

The investment performance of each Portfolio that operates as a "Fund of Funds" is affected by the investment performance of the Underlying Funds in which the Portfolio invests. Each Fund of Funds also indirectly pays its proportionate share of the expenses of the Underlying Funds in which it invests. The ability of each Fund of Funds to achieve its investment objective depends on the ability of the Underlying Funds to meet their investment objectives and on the Advisor's decisions regarding the allocation of the Portfolio's assets among the Underlying Funds. Through its investments in the Underlying Funds, each Fund of Funds is subject to the risks of the Underlying Funds' investments. The following includes a description of principal risks of each Fund of Fund and its Underlying Funds.

	Large Cap International Portfolio	DFA International Value Portfolio	International Core Equity 2 Portfolio	Global Small Company Portfolio	International Small Company Portfolio	Japanese Small Company Portfolio	Asia Pacific Small Company Portfolio
Asia Pacific Market Risk							X
China Investments Risk				X			
Cyber Security Risk	X	X	X	X	X	X	X
Depository Receipts Risk	X	X	X	X	X	X	X
Derivatives Risk	X	X	X	X	X	X	X
Emerging Markets Risk				X			
Equity Market Risk	X	X	X	X	X	X	X
Foreign Securities and Currencies Risk	X	X	X	X	X	X	X
Fund of Funds Risk				X	X		
Geographic Focus Risk	X	X	X		X	X	X
Japan Market Risk						X	
Operational Risk	X	X	X	X	X	X	X
Profitability Investment Risk	X	X	X	X	X	X	X

	Large Cap International Portfolio	DFA International Value Portfolio	International Core Equity 2 Portfolio	Global Small Company Portfolio	International Small Company Portfolio	Japanese Small Company Portfolio	Asia Pacific Small Company Portfolio
Securities Lending Risk	X	X	X	X	X	X	X
Small and Mid-Cap Company Risk			X				
Small Company Risk				X	X	X	X
Value Investment Risk	X	X	X	X	X	X	X

	United Kingdom Small Company Portfolio	Continental Small Company Portfolio	DFA International Real Estate Securities Portfolio	DFA Global Real Estate Securities Portfolio	DFA International Small Cap Value Portfolio	International Vector Equity Portfolio
China Investments Risk			X	X		
Cyber Security Risk	X	X	X	X	X	X
Depositary Receipts Risk	X	X	X		X	X
Derivatives Risk	X	X	X	X	X	X
Emerging Markets Risk			X	X		
Equity Market Risk	X	X	X	X	X	X
European Market Risk		X				
Foreign Securities and Currencies Risk	X	X	X	X	X	X
Fund of Funds Risk				X		
Geographic Focus Risk	X		X		X	X
Operational Risk	X	X	X	X	X	X
Profitability Investment Risk	X	X			X	X
Risks of Concentrating in the Real Estate Industry			X	X		
Securities Lending Risk	X	X	X	X	X	X
Small and Mid-Cap Company Risk			X	X		X
Small Company Risk	X	X			X	
United Kingdom Market Risk	X					
Value Investment Risk	X	X			X	X

	International High Relative Profitability Portfolio	World ex U.S. Value Portfolio	World ex U.S. Core Equity Portfolio	World Core Equity Portfolio	Selectively Hedged Global Equity Portfolio	Emerging Markets Portfolio
China Investments Risk		X	X	X	X	X
Cyber Security Risk	X	X	X	X	X	X
Depositary Receipts Risk	X	X	X	X	X	X
Derivatives Risk	X	X	X	X	X	X
Emerging Markets Risk		X	X	X	X	X
Equity Market Risk	X	X	X	X	X	X
Foreign Securities and Currencies Risk	X	X	X	X	X	X
Fund of Funds Risk		X		X	X	

	International High Relative Profitability Portfolio	World ex U.S. Value Portfolio	World ex U.S. Core Equity Portfolio	World Core Equity Portfolio	Selectively Hedged Global Equity Portfolio	Emerging Markets Portfolio
Geographic Focus Risk	X					X
Operational Risk	X	X	X	X	X	X
Profitability Investment Risk	X	X	X	X	X	X
Securities Lending Risk	X	X	X	X	X	X
Small and Mid-Cap Company Risk		X	X	X	X	
Value Investment Risk	X	X	X	X	X	X

	Emerging Markets Value Portfolio	Emerging Markets Targeted Value Portfolio	Emerging Markets Small Cap Portfolio	Emerging Markets Core Equity 2 Portfolio	Emerging Markets ex China Core Equity Portfolio
China Investments Risk	X	X	X	X	
Cyber Security Risk	X	X	X	X	X
Depositary Receipts Risk	X	X	X	X	X
Derivatives Risk	X	X	X	X	X
Emerging Markets Risk	X	X	X	X	X
Equity Market Risk	X	X	X	X	X
Foreign Securities and Currencies Risk	X	X	X	X	X
Geographic Focus Risk	X	X	X	X	X
Operational Risk	X	X	X	X	X
Profitability Investment Risk	X	X	X	X	X
Securities Lending Risk	X	X	X	X	X
Small and Mid-Cap Company Risk	X	X		X	X
Small Company Risk			X		
Taiwan Investments Risk					X
Value Investment Risk	X	X	X	X	X

Asia Pacific Market Risk: The performance of a fund that concentrates investments in Asia Pacific countries is expected to be closely tied to the social, political and economic conditions within such Asia Pacific countries and to be more volatile than the performance of funds with more geographically diverse investments. There are special risks associated with investments in the China Region, including in Hong Kong. The region is highly interconnected and interdependent, with relationships and tensions built on trade, finance, culture, and politics. The economic success of China will continue to have an outsized influence on the growth and prosperity of Hong Kong. Hong Kong is closely tied to China, economically and politically. Changes to Hong Kong's legal, financial, and monetary system could negatively impact its economic prospects. Hong Kong's evolving relationship with the central government in Beijing has been a source of political unrest and international criticism and may result in economic disruption.

China Investments Risk: There are special risks associated with investments in China, Hong Kong, and Taiwan. China, Hong Kong, and Taiwan are highly interconnected and interdependent, with relationships built on trade, finance, culture, and politics. Despite prior economic and trade reforms and the prior expansion of private ownership of companies in certain sectors, the Chinese government still exercises substantial influence over many aspects of the private sector and may own or control many companies, including by embedding Chinese Communist Party ("CCP") or People's Armed Forces Department personnel in Chinese companies. In addition, the Chinese government

continues to maintain a major role in economic policy making and may alter or discontinue economic reforms at any time. Investing in China involves risks of losses due to expropriation, nationalization, confiscation of assets and property, and the imposition of restrictions on foreign investments and on repatriation of capital invested.

In addition, investments in China and Taiwan could be adversely affected by Taiwan's political and economic relationship with China. China's relations with Taiwan are severely strained and subject to the risk of rapid deterioration due to territorial disputes and defense and other security concerns. Taiwan's political stability and ability to sustain its economic growth could be significantly affected by its political and economic relationship with China. Taiwan remains vulnerable to both Chinese territorial ambitions and economic downturns. The value of investments in China and Taiwan, including derivative positions, may be adversely affected by territorial disputes between China and Taiwan. The Chinese and Hong Kong economies are also vulnerable to the disagreements between China and Hong Kong related to integration, which may result in economic disruption.

Investments in China, Hong Kong, and Taiwan are also subject to the risk of escalating tensions and deteriorating relations with the U.S. as economic and strategic competition between the U.S. and China intensifies, which could result in further tariffs, trade restrictions, sanctions, or other actions that adversely impact the value of such investments. Pursuant to Executive Order 13873, "Executive Order on Securing the Information and Communications Technology and Services Supply Chain" (May 15, 2019), the U.S. Department of Commerce promulgated an interim rule designating, solely for the purposes of Executive Order 13873, the People's Republic of China ("PRC"), including Hong Kong, as a foreign adversary of the United States. The U.S. Department of Commerce subsequently issued a final rule effective July 18, 2024, designating the PRC, including Hong Kong, as a foreign adversary. The regulations established procedures for the review of certain transactions involving information and communications technology and services designed, developed, manufactured, or supplied by persons owned by, controlled by, or subject to the jurisdiction or direction of a foreign adversary and which pose or may pose undue or unacceptable risks to the United States or U.S. persons.

A reduction in spending on Chinese products and services, supply chain diversification or the institution of additional tariffs or other trade barriers, including as a result of heightened trade tensions between China and the United States may also have an adverse impact on the Chinese economy. In addition, the United States or other governments may from time to time impose restrictions on investments in certain Chinese companies or industries, or impose commercial or trade restrictions (but not restrict investments by investors) on certain Chinese companies, each of which may negatively impact the Chinese economy generally or the specific Chinese companies or industries. China has experienced controversies in human rights abuses related to religious and nationalist groups. In 2021, the U.S. passed the Uyghur Forced Labor Prevention Act responding to information concerning the PRC's treatment of the Uyghurs and other ethnic minorities in the Xinjiang Uyghur Autonomous Region. These situations may cause uncertainty in the Chinese market and may adversely affect the Chinese economy and result in sudden and significant investment losses.

Investing in China A-shares through Stock Connect is subject to trading, clearance, settlement, and other procedures, which could pose risks to a fund. Trading through the Stock Connect program is subject to daily quotas that limit the maximum daily net purchases on any particular day, each of which may restrict or preclude a fund's ability to invest in China A-shares through the Stock Connect program. Trading through Stock Connect may require pre-validation of cash or securities prior to acceptance of orders. This requirement may limit a fund's ability to dispose of its A-shares purchased through Stock Connect in a timely manner. On December 31, 2024, through early January 2025, the China Securities Regulatory Commission ("CSRC") and the Shanghai and Shenzhen stock exchanges barred several major mutual fund companies from selling shares on a net basis on any day in response to CCP leadership calls to stabilize the Chinese equity market. Although the CSRC has since lifted the restriction, there can be no guarantee that trading in Chinese securities will be free from CCP interference or manipulation in the future.

A primary feature of the Stock Connect program is the application of the home market's laws and rules applicable to investors in China A-shares. Therefore, a fund's investments in Stock Connect China A-shares are generally subject to the securities regulations and listing rules of the PRC, among other restrictions. Stock Connect can only operate when both PRC and Hong Kong markets are open for trading and when banking services are available in both markets on the corresponding settlement days. As such, the Shanghai and Shenzhen markets may be open at a time when Stock Connect is not trading, with the result that prices of China A-shares may fluctuate at times when a fund is unable to add to or exit its position, which could adversely affect a fund's performance.

Changes in the operation of the Stock Connect program may restrict or otherwise affect a fund's investments or returns. Furthermore, any changes in laws, regulations and policies of the China A-shares market or rules in relation to Stock Connect may affect China A-share prices. These risks are heightened generally by the developing state of the PRC's investment and banking systems and the uncertainty about the precise nature of the rights of equity owners and their ability to enforce such rights under Chinese law. Abuses in accounting, auditing, and financial reporting of China-based firms and companies have resulted in disciplinary actions and sanctions by regulatory bodies such as the Public Company Accounting Oversight Board ("PCAOB"). An investment in China A-Shares is also generally subject to the risks identified under "Emerging Markets Risk," and foreign investment risks such as price controls, expropriation of assets, confiscatory taxation, and nationalization may be heightened when investing in China.

Certain investments in Chinese companies may be made through a special structure known as a VIE. In a VIE structure, foreign investors, such as a fund, will only own stock in a shell company rather than directly in the VIE, which must be owned by Chinese nationals (and/or Chinese companies) to obtain the licenses and/or assets required to operate in certain restricted or prohibited sectors in China. The value of the shell company is derived from its ability to consolidate the VIE into its financials pursuant to contractual arrangements that allow the shell company to exert a degree of control over, and obtain economic benefits arising from, the VIE without formal legal ownership. While VIEs are a longstanding industry practice and are well known by Chinese officials and regulators, historically the structure has not been formally recognized under Chinese law and Chinese regulations regarding the structure are evolving. It is uncertain whether Chinese officials or regulators will withdraw their acceptance of the structure generally, or with respect to certain industries. It is also uncertain whether the contractual arrangements, which may be subject to conflicts of interest between the legal owners of the VIE and foreign investors, would be enforced by Chinese courts or arbitration bodies. Prohibitions of these structures by the Chinese government, or the inability to enforce such contracts, from which the shell company derives its value, would likely cause the VIE-structured holding(s) to suffer significant, detrimental, and possibly permanent losses, and in turn, adversely affect a fund's returns and net asset value.

Cyber Security Risk: A fund and its service providers' use of internet, technology and information systems may expose the fund to potential risks linked to cyber security breaches of those technological or information systems. Cyber security breaches, amongst other things, could allow an unauthorized party to gain access to proprietary information, customer data, or fund assets, or cause a fund and/or its service providers to suffer data corruption or lose operational functionality.

Depository Receipts Risk: Depository receipts, such as EDRs, GDRs and ADRs, are subject to many of the risks of the underlying securities. For some depository receipts, the custodian or similar financial institution that holds the issuer's shares in a trust account is located in the issuer's home country. In these cases if the issuer's home country does not have developed financial markets, a fund could be exposed to the credit risk of the custodian or financial institution and greater market risk. In addition, the depository institution may not have physical custody of the underlying securities at all times and may charge fees for various services. The fund may experience delays in receiving its dividend and interest payments or exercising rights as a shareholder. There may be an increased possibility of untimely responses to certain corporate actions of the issuer in an unsponsored depository receipt program. Accordingly, there may be less information available regarding issuers of securities underlying unsponsored programs and there may not be a correlation between this information and the market value of the depository receipts.

Derivatives Risk: Derivatives are instruments, such as futures contracts, and options thereon, and foreign currency forward contracts, whose value is derived from that of other assets, rates or indices. Derivative instruments can be used for hedging (attempting to reduce risk by offsetting one investment position with another) or non-hedging purposes. Hedging with derivative instruments may increase expenses, and there is no guarantee that a hedging strategy will work. While hedging can reduce or eliminate losses, it can also reduce or eliminate gains or cause losses if the market moves in a manner different from that anticipated by a fund or if the cost of the derivative instrument outweighs the benefit of the hedge. In regard to currency hedging, it is generally not possible to precisely match the foreign currency exposure of such foreign currency forward contracts to the value of the securities involved due to fluctuations in the market values of such securities and cash flows into and out of a fund between the date a foreign currency forward contract is entered into and the date it expires. The use of derivatives for non-hedging purposes may be considered to carry more risk than other types of investments. When a fund uses derivatives, the fund will be directly exposed to the risks of those derivatives. Derivatives expose a fund to counterparty risk (the risk that the derivative counterparty will not fulfill its contractual obligations), including credit

risk of the derivative counterparty, and settlement risk (the risk faced when one party to a transaction has performed its obligations under a contract but has not yet received value from its counterparty). The possible lack of a liquid secondary market for derivatives and the resulting inability of a fund to sell or otherwise close a derivatives position could expose the fund to losses and could make derivatives more difficult for the fund to value. Some derivatives are more sensitive to interest rate changes and market price fluctuations than other securities. A fund could also suffer losses related to its derivatives positions as a result of unanticipated market movements, which losses are potentially unlimited. The Advisor may not be able to predict correctly the direction of securities prices, interest rates, currency exchange rates, and other economic factors, which could cause a fund's derivatives positions to lose value. Valuation of derivatives may also be more difficult in times of market turmoil since many investors and market makers may be reluctant to purchase derivatives or quote prices for them. Changes in the value of a derivative may not correlate perfectly with the underlying asset, rate or index, and a fund could lose more than the principal amount invested.

Emerging Markets Risk: Securities of issuers associated with emerging market countries, including, but not limited to, issuers that are organized under the laws of, maintain a principal place of business in, derive significant revenues from, or issue securities backed by the government (or, its agencies or instrumentalities) of emerging market countries may be subject to higher and additional risks than securities of issuers in developed foreign markets. These risks include, but are not limited to (i) social, political and economic instability; (ii) government intervention, including policies or regulations that may restrict a fund's investment opportunities, including restrictions on investment in issuers or industries deemed sensitive to an emerging market country's national interests; (iii) less transparent and established taxation policies; (iv) less developed legal systems allowing for enforcement of private property rights and/or redress for injuries to private property; (v) the lack of a capital market structure or market-oriented economy; (vi) higher degree of corruption and fraud; (vii) counterparties and financial institutions with less financial sophistication, creditworthiness and/or resources as those in developed foreign markets; and (viii) the possibility that the process of easing restrictions on foreign investment occurring in some emerging market countries may be slowed or reversed by unanticipated economic, political or social events in such countries, or the countries that exercise a significant influence over those countries. Similar to foreign issuers, emerging market issuers may not be subject to uniform accounting, auditing and financial reporting standards and there may be less publicly available, reliable and current financial and other information about such issuers, comparable to U.S. issuers. Stock markets in many emerging market countries are relatively small, expensive to trade in and generally have higher risks than those in developed markets. Securities in emerging markets also may be less liquid than those in developed markets and foreigners are often limited in their ability to invest in, and withdraw assets from, these markets. Additional restrictions may be imposed under other conditions. Frontier market countries generally have smaller economies or less developed capital markets and, as a result, the risks of investing in emerging market countries are magnified in frontier market countries.

Equity Market Risk: Even a long-term investment approach cannot guarantee a profit. Economic, market, environmental, political, and issuer-specific conditions and events will cause the value of equity securities, and a fund that owns them, to rise or fall. Stock markets are volatile, with periods of rising prices and periods of falling prices. In addition, economies and financial markets throughout the world have become increasingly interconnected, which increases the likelihood that events or conditions in one region or country will adversely affect markets or issuers in other regions or countries. Increasingly strained relations between countries, including between the U.S. and traditional allies and/or adversaries, could adversely affect U.S. issuers as well as non-U.S. issuers that rely on the United States for trade. A fund's securities may be negatively impacted by inflation (or expectations for inflation), interest rates, global demand for particular products/services or resources, supply chain disruptions, natural disasters, pandemics, epidemics, terrorism, war, military confrontations, trade disputes, changes in trade regulations, elevated levels of government debt, internal unrest and discord, economic sanctions, regulatory events and governmental or quasi-governmental actions, among others.

European Market Risk: The performance of a fund that concentrates investments in European countries is expected to be closely tied to the social, political and economic conditions within such European countries and to be more volatile than the performance of funds with more geographically diverse investments.

Foreign Securities and Currencies Risk: Foreign securities prices may decline or fluctuate because of: (a) economic or political actions of foreign governments, and/or (b) less regulated or liquid securities markets. Investors holding these securities may also be exposed to foreign currency risk (the possibility that foreign currency will fluctuate in value against the U.S. dollar or that a foreign government will convert, or be forced to convert, its currency to another currency, changing its value against the U.S. dollar).

Foreign issuers may not be subject to uniform accounting, auditing and financial reporting standards and there may be less reliable and publicly available financial and other information about such issuers, as compared to U.S. issuers. Certain countries' legal institutions, financial markets, and services are less developed than those in the U.S. or other major economies. A fund may have greater difficulty voting proxies, exercising shareholder rights, securing dividends and obtaining information regarding corporate actions on a timely basis, pursuing legal remedies, and obtaining judgments with respect to foreign investments in foreign courts than with respect to domestic issuers in U.S. courts.

Fund of Funds Risk: The investment performance of a fund of funds is affected by the investment performance of the underlying funds in which it invests. The ability of a fund of funds to achieve its investment objective depends on the ability of the underlying funds to meet their investment objectives and on the Advisor's decisions regarding the allocation of a fund of funds' assets among the underlying funds. There can be no assurance that the investment objective of a fund of funds or any underlying fund will be achieved. When a fund of funds invests in underlying funds, investors are exposed to a proportionate share of the expenses of those underlying funds in addition to the expenses of the fund of funds. Through its investments in underlying funds, a fund of funds is subject to the risks of the underlying funds' investments.

Geographic Focus Risk: If a fund focuses its investments in securities of issuers located in a particular country or region, the fund may be subjected, to a greater extent than if its investments were less focused, to the risks of volatile economic cycles and/or conditions and developments that may be particular to that country or region, such as: adverse securities markets; adverse exchange rates; adverse social, political, regulatory, economic, business, environmental or other developments; or natural disasters. Information about the countries in which the fund invested and the level of investment is available on the fund's website, and on the fund's Forms N-PORT and N-CSR filed with the SEC.

Japan Market Risk: The performance of a fund that concentrates investments in Japan is expected to be closely tied to the social, political and economic conditions within Japan and to be more volatile than the performance of funds with more geographically diverse investments.

Operational Risk: Operational risks include human error, changes in personnel, system changes, faults in communication, and failures in systems, technology, or processes, and the use of artificial intelligence and machine learning ("AI"). Various operational events or circumstances are outside a fund's or its advisor's control, including instances at third parties. A fund and its advisor seek to reduce these operational risks through controls and procedures. However, these measures may not address every possible risk and may be inadequate to address these risks.

Profitability Investment Risk: High relative profitability stocks may perform differently from the market as a whole and an investment strategy purchasing these securities may cause a fund to at times underperform equity funds that use other investment strategies.

Risks of Concentrating in the Real Estate Industry: A fund that concentrates (i.e., invests more than 25% of its net assets) its investments in securities of companies in the real estate industry will be exposed to the general risks of direct real estate ownership. The value of securities in the real estate industry can be affected by changes in real estate values and rental income, property taxes, and tax and regulatory requirements. Also, the value of securities in the real estate industry may decline with changes in interest rates. Investing in real estate investment trusts ("REITs") and REIT-like entities involves certain unique risks in addition to those risks associated with investing in the real estate industry in general. REITs and REIT-like entities are dependent upon management skill, may not be diversified, and are subject to heavy cash flow dependency and self-liquidation. Also, many foreign REIT-like entities are deemed for tax purposes as passive foreign investment companies (PFICs), which could result in the receipt of taxable dividends to shareholders at an unfavorable tax rate. REITs and REIT-like entities also are subject to the possibility of failing to qualify for tax free pass-through of income. Also, because REITs and REIT-like entities typically are invested in a limited number of projects or in a particular market segment, these entities are more susceptible to adverse developments affecting a single project or market segment than more broadly diversified investments. The performance of a fund concentrated in the real estate industry may be materially different from the broad equity market.

Securities Lending Risk: Securities lending involves the risk that the borrower may fail to return the securities in a timely manner or at all. As a result, a fund may lose money and there may be a delay in recovering the loaned

securities. A fund could also lose money if it does not recover the securities and/or the value of the collateral falls, including the value of investments made with cash collateral. Securities lending also may have certain adverse tax consequences.

Small and Mid-Cap Company Risk: Securities of small and mid-cap companies are often less liquid than those of large companies and this could make it difficult to sell a small or mid-cap company security at a desired time or price. As a result, small and mid-cap company stocks may fluctuate relatively more in price. In general, small and mid-capitalization companies are also more vulnerable than larger companies to adverse business or economic developments and they may have more limited resources.

Small Company Risk: Securities of small companies are often less liquid than those of large companies and this could make it difficult to sell a small company security at a desired time or price. As a result, small company stocks may fluctuate relatively more in price. In general, smaller capitalization companies are also more vulnerable than larger companies to adverse business or economic developments and they may have more limited resources.

Taiwan Investments Risk: There are special risks associated with investments in Taiwan. Taiwan and China are highly interconnected and interdependent, with relationships and tensions built on trade, finance, culture, and politics. Taiwan's political stability and ability to sustain its economic growth could be significantly affected by its political and economic relationship with China and Taiwan remains vulnerable to both Chinese territorial ambitions and economic downturns. The economic success of China will continue to have an outsized influence on the growth and prosperity of Taiwan.

United Kingdom Market Risk: The performance of a fund that concentrates investments in the United Kingdom is expected to be closely tied to the social, political and economic conditions within the United Kingdom ("UK") and to be more volatile than the performance of funds with more geographically diverse investments. There is continuing uncertainty regarding the ramifications of the UK's vote to withdraw from the European Union ("EU") in June 2016 ("Brexit"). On January 31, 2020, the UK officially withdrew from the EU, subject to a transitional period that ended December 31, 2020. On May 1, 2021, the UK and EU formally entered into the EU-UK Trade and Cooperation Agreement, which principally relates to the trading of goods rather than services, including financial services. Many aspects of the future of the UK's relationship with the EU, as well as with other countries and regions, remain subject to nascent memorandums of understanding, agreements and/or further negotiations, resulting in uncertainties relating to the UK's future economic, trading and legal relationships. Brexit may cause greater market volatility and illiquidity, currency fluctuations, deterioration in economic activity, a decrease in business confidence, and increased likelihood of a recession in the UK. While it is not possible to determine the precise impact these events may have on a fund, the impact on the UK could be significant and could adversely affect the value and liquidity of investments in the UK.

Value Investment Risk: Value stocks may perform differently from the market as a whole and an investment strategy purchasing these securities may cause a fund to at times underperform equity funds that use other investment strategies. Value stocks can react differently to political, economic, and industry developments than the market as a whole and other types of stocks. Value stocks also may underperform the market for long periods of time.

Other Information

COMMODITY POOL OPERATOR EXEMPTION

Each Portfolio, Master Fund, and Underlying Fund is operated by a person that has claimed an exclusion from the definition of the term "commodity pool operator" under the Commodity Exchange Act ("CEA") with respect to the Portfolios, Master Funds, and Underlying Funds described in this Prospectus, and, therefore, such person is not subject to registration or regulation as a pool operator under the CEA with respect to such Portfolios, Master Funds, and Underlying Funds.

FUND OF FUNDS PORTFOLIO TURNOVER

The portfolio turnover rate provided for International Small Company Portfolio under the heading "Portfolio Turnover" for the Portfolio is unaudited. The portfolio turnover rate presented for International Small Company Portfolio was derived from the portfolio turnover rates of the Underlying Funds in which the Portfolio invests.

Securities Loans

Each Portfolio (to the extent it holds securities directly), Master Fund, and Underlying Fund is authorized to lend securities to qualified brokers, dealers, banks, and other financial institutions for the purpose of earning additional income. While each Portfolio, Master Fund or Underlying Fund may earn additional income from lending securities, such activity is incidental to the investment objective of the Portfolio, Master Fund or Underlying Fund. For information concerning the revenue from securities lending, see “**SECURITIES LENDING REVENUE.**” The value of securities loaned may not exceed 33 $\frac{1}{3}$ % of the value of a Portfolio’s, Master Fund’s, or Underlying Fund’s total assets, which includes the value of collateral received. To the extent a Portfolio, Master Fund or Underlying Fund loans a portion of its securities, the Portfolio, Master Fund or Underlying Fund will receive collateral consisting generally of cash or U.S. government securities. Collateral received will be maintained by marking to market daily and (i) in an amount equal to at least 100% of the current market value of the loaned securities, with respect to securities of the U.S. Government or its agencies, (ii) in an amount generally equal to 102% of the current market value of the loaned securities, with respect to U.S. securities, and (iii) in an amount generally equal to 105% of the current market value of the loaned securities, with respect to foreign securities. Subject to its stated investment policies, each Portfolio, Master Fund, and Underlying Fund will generally invest the cash collateral received for the loaned securities in The DFA Short Term Investment Fund (the “Short Term Series”), an affiliated registered ultrashort term bond fund advised by the Advisor for which the Advisor receives a management fee of 0.05% of the average daily net assets of the Short Term Series. Each Portfolio, Master Fund, and Underlying Fund also may invest the cash collateral received for the loaned securities in securities of the U.S. Government or its agencies, repurchase agreements collateralized by securities of the U.S. Government or its agencies, and affiliated and unaffiliated registered and unregistered money market funds. For purposes of this paragraph, agencies include both agency debentures and agency mortgage-backed securities.

In addition, a Portfolio, Master Fund or Underlying Fund will be able to terminate the loan at any time and will receive reasonable interest on the loan, as well as amounts equal to any dividends, interest or other distributions on the loaned securities. However, dividend income received from loaned securities may not be eligible to be taxed at qualified dividend income rates. See the Portfolios’, Master Fund’s, and Underlying Funds’ Statements of Additional Information (“SAI”) for a further discussion of the tax consequences related to securities lending. Each Portfolio, Master Fund, and Underlying Fund will be entitled to recall a loaned security to vote proxies or otherwise obtain rights to vote proxies of loaned securities if the Portfolio, Master Fund or Underlying Fund knows that a material event will occur. In the event of the bankruptcy of the borrower, a Portfolio could experience delay in recovering the loaned securities or only recover cash or a security of equivalent value. See “**Principal Risks—Securities Lending Risk**” for a discussion of the risks related to securities lending.

Securities Lending Revenue

During the fiscal year ended October 31, 2025, the following Portfolios received the following net revenues from a securities lending program (see “**Securities Loans**”), which constituted a percentage of the average daily net assets of each Portfolio as follows:

Portfolio	Net Revenue*	Percentage of Net Assets
Large Cap International Portfolio	\$ 1,787,705	0.03%
DFA International Value Portfolio*	\$ 2,635,575	0.03%
International Core Equity 2 Portfolio	\$ 16,715,017	0.05%
Japanese Small Company Portfolio*	\$ 233,259	0.11%
Asia Pacific Small Company Portfolio*	\$ 526,892	0.34%
United Kingdom Small Company Portfolio*	\$ 5,958	0.03%
Continental Small Company Portfolio*	\$ 149,122	0.08%
DFA International Real Estate Securities Portfolio	\$ 1,423,145	0.04%
DFA Global Real Estate Securities Portfolio	\$ 326,217	0.00%
DFA International Small Cap Value Portfolio	\$ 8,917,341	0.07%

Portfolio	Net Revenue*	Percentage of Net Assets
International Vector Equity Portfolio	\$ 2,456,684	0.07%
International High Relative Profitability Portfolio	\$ 534,811	0.03%
World ex U.S. Core Equity Portfolio	\$ 3,655,346	0.09%
Emerging Markets Portfolio*	\$ 5,460,549	0.10%
Emerging Markets Value Portfolio*	\$ 18,295,048	0.16%
Emerging Markets Targeted Value Portfolio	\$ 482,945	0.18%
Emerging Markets Small Cap Portfolio*	\$ 19,202,070	0.53%
Emerging Markets Core Equity 2 Portfolio	\$ 66,828,342	0.23%
Emerging Markets ex China Core Equity Portfolio	\$ 1,681,093	0.15%

* A Portfolio with a corresponding Master Fund or Underlying Fund(s) that is taxed as a partnership. "Net Revenue" reflects the proportional share of the securities lending revenue generated by the Master Fund or Underlying Fund(s) that was received by the Portfolio.

** The amounts included in the table above may differ from the amounts disclosed in the Portfolios' annual financial statements due to timing differences, reconciliations, and certain other adjustments.

Management of the Portfolios

The Advisor serves as investment advisor to each of the Portfolios, Master Funds, and Underlying Funds. Pursuant to an Investment Management Agreement with the Fund or a Master Trust on behalf of each Portfolio, Master Fund, and Underlying Fund, the Advisor is responsible for the management of each of the Portfolio's, Master Fund's, and Underlying Fund's assets. With respect to an Investment Management Agreement with each Feeder Portfolio, the Advisor manages the portion of each Feeder Portfolio's assets that are retained by the Feeder Portfolio for direct investment and, at its discretion, may make a determination to withdraw a Feeder Portfolio's investment from its corresponding Master Fund to invest in another Master Fund or manage all the Feeder Fund's assets directly if the Advisor believes it is in the best interests of the Feeder Portfolio and its shareholders to do so. As of the date of this Prospectus, each Feeder Portfolio invests substantially all of its assets in its corresponding Master Fund. Each of the Portfolios, Master Funds, and Underlying Funds is managed using a team approach. The investment team includes the Investment Committee of the Advisor, portfolio managers and trading personnel.

The Investment Committee is composed primarily of certain officers and directors of the Advisor who are appointed annually. As of the date of this Prospectus, the Investment Committee has fourteen members. Investment strategies for the Portfolios, Master Funds, and Underlying Funds are set by the Investment Committee, which meets on a regular basis and also as needed to consider investment issues. The Investment Committee also sets and reviews all investment related policies and procedures and approves any changes in regards to approved countries, security types, and brokers.

In accordance with the team approach used to manage the Portfolios, Master Funds, and Underlying Funds, the portfolio managers and portfolio traders implement the policies and procedures established by the Investment Committee. The portfolio managers and portfolio traders also make daily investment decisions regarding the Portfolios based on the parameters established by the Investment Committee. The individuals named in a Portfolio's "INVESTMENT ADVISOR/PORTFOLIO MANAGEMENT" section coordinate the efforts of all other portfolio managers or trading personnel with respect to the day-to-day management of such Portfolio.

Mr. Collins-Dean is a Vice President and Senior Portfolio Manager of the Advisor. Mr. Collins-Dean holds an MBA from the University of Chicago and a BS from Wake Forest University. Mr. Collins-Dean joined the Advisor in 2014, has been a portfolio manager since 2016, and has been responsible for the International Core Equity 2 Portfolio, DFA International Real Estate Securities Portfolio, DFA Global Real Estate Securities Portfolio, International Vector Equity Portfolio, World ex U.S. Core Equity Portfolio, Emerging Markets Core Equity 2 Portfolio since 2019 and Emerging Markets ex China Core Equity Portfolio since inception (2021).

Mr. Fogdall is Global Head of Portfolio Management, Chairman of the Investment Committee, a Vice President, and Senior Portfolio Manager of the Advisor. Mr. Fogdall has an MBA from the University of California, Los Angeles and a BS from Purdue University. Mr. Fogdall joined the Advisor as a portfolio manager in 2004 and has been responsible for the Portfolios since 2010 or since inception with respect to the Selectively Hedged Global Equity Portfolio (2011), World Core Equity Portfolio (2012), World ex U.S. Core Equity Portfolio (2013), Global Small Company Portfolio (2017), International High Relative Profitability Portfolio (2017), Emerging Markets Targeted Value Portfolio (2018) and Emerging Markets ex China Core Equity Portfolio (2021).

Ms. Phillips is Deputy Head of Portfolio Management, North America, a member of the Investment Committee, Vice President, and Senior Portfolio Manager of the Advisor. Ms. Phillips holds an MBA from the University of Chicago Booth School of Business and a BA from the University of Puget Sound. Ms. Phillips joined the Advisor in 2012, has been a portfolio manager since 2014, and has been responsible for the International Core Equity 2 Portfolio, DFA International Real Estate Securities Portfolio, DFA Global Real Estate Securities Portfolio, International Vector Equity Portfolio, World ex U.S. Core Equity Portfolio, World Core Equity Portfolio, Selectively Hedged Global Equity Portfolio and Emerging Markets Core Equity 2 Portfolio since 2017, the Emerging Markets ex China Core Equity Portfolio since inception (2021), and the Emerging Markets Portfolio, Emerging Markets Value Portfolio, Emerging Markets Targeted Value Portfolio and Emerging Markets Small Cap Portfolio since 2024.

Mr. Pu is Deputy Head of Portfolio Management, North America, a member of the Investment Committee, Vice President, and Senior Portfolio Manager of the Advisor. Mr. Pu has an MBA from the University of California, Los Angeles, an MS and PhD from Caltech, and a BS from Cooper Union for the Advancement of Science and Art. Mr. Pu joined the Advisor as a portfolio manager in 2006 and has been responsible for the International Core Equity 2 Portfolio, DFA International Real Estate Securities Portfolio, DFA Global Real Estate Securities Portfolio, International Vector Equity Portfolio, World ex U.S. Core Equity Portfolio, World Core Equity Portfolio and Emerging Markets Core Equity 2 Portfolio since 2015, the Global Small Company Portfolio, World ex U.S. Value Portfolio and Selectively Hedged Global Equity Portfolio since 2017, and since inception for Emerging Markets ex China Core Equity Portfolio (2021).

Mr. Bhagwanjee is a Vice President and Senior Portfolio Manager of the Advisor. Mr. Bhagwanjee holds an MBA from the University of Chicago Booth School of Business and a BS from Purdue University. Mr. Bhagwanjee joined the Advisor in 2014, has been a portfolio manager since 2017, and has been responsible for the DFA Global Real Estate Securities Portfolio and the World Core Equity Portfolio since 2020 and the Global Small Company Portfolio, World ex U.S. Value Portfolio and Selectively Hedged Global Equity Portfolio since 2022.

Mr. Schneider is Deputy Head of Portfolio Management, North America, a member of the Investment Committee, Vice President, and Senior Portfolio Manager of the Advisor. Mr. Schneider holds an MBA from the University of Chicago Booth School of Business, an MS from the University of Minnesota, and a BS from Iowa State University. Mr. Schneider joined the Advisor in 2011, has been a portfolio manager since 2013, and has been responsible for the Large Cap International Portfolio, the International Small Company Portfolio, the Japanese Small Company Portfolio, the United Kingdom Small Company Portfolio, the Continental Small Company Portfolio and the DFA International Small Cap Value Portfolio since 2020 and the DFA International Value Portfolio, Asia Pacific Small Company Portfolio and International High Relative Profitability Portfolio since 2022.

Mr. Wren is a Vice President and Senior Portfolio Manager of the Advisor. Mr. Wren holds an MBA and an MPA from the University of Texas at Austin. Mr. Wren joined the Advisor in 2010, has been a portfolio manager since 2018, and has been responsible for the Emerging Markets Portfolio, the Emerging Markets Value Portfolio, the Emerging Markets Targeted Value Portfolio and the Emerging Markets Small Cap Portfolio since 2020.

Mr. McAndrews is a Vice President and Senior Portfolio Manager of the Advisor. Mr. McAndrews holds an MBA from Columbia University, an MA from Norwich University, and a BS from the United States Naval Academy. Mr. McAndrews joined the Advisor in 2015, has been a portfolio manager since 2015, and has been responsible for the Large Cap International Portfolio, DFA International Value Portfolio, International Small Company Portfolio, Japanese Small Company Portfolio, Asia Pacific Small Company Portfolio, United Kingdom Small Company Portfolio, Continental Small Company Portfolio, DFA International Small Cap Value Portfolio, and International High Relative Profitability Portfolio since 2025.

The Portfolios' SAI provides information about each portfolio manager's compensation, other accounts managed by the portfolio manager, and the portfolio manager's ownership of Fund shares.

The Advisor and with respect to the sub-advised Portfolios and Master Funds detailed below, Dimensional Fund Advisors Ltd. ("DFAL") and DFA Australia Limited ("DFA Australia"), provide the Portfolios, the Master Funds and Underlying Funds with a trading department and selects brokers and dealers to effect securities transactions. Securities transactions are placed with a view to obtaining best price and execution. The Advisor may pay compensation, out of the Advisor's profits and not as an additional charge to a Portfolio, to financial intermediaries to support the sale of Portfolio shares. The Advisor's address is 6300 Bee Cave Road, Building One, Austin, TX 78746. A discussion regarding the basis for the Boards of Trustees/Directors approving the Investment Management Agreements with respect to the Portfolios and Master Funds, is available in the semi-annual Form N-CSR reports for the Portfolios and Master Funds for the fiscal period ending April 30, 2025.

The Fund and the Master Trusts bear all of their own fees, expenses, charges, assessments, taxes, and other costs incurred in their operations, whether incurred directly by the Fund/Master Trusts or incurred by the Advisor on their behalf. The expenses payable by the Fund/Master Trusts shall include, but are not limited to: services of their independent registered public accounting firm, legal counsel to the Fund/Master Trusts and their disinterested trustees/directors, fees and expenses of disinterested trustees/directors, employees and consultants, accounting and pricing costs (including the daily calculations of net asset value), brokerage fees, commissions and transfer taxes in connection with the acquisition and disposition of portfolio securities, taxes and other governmental fees levied against the Fund/Master Trusts, insurance premiums, investment fees and expenses of the Fund/Master Trusts, including the interest expense of borrowing money, the costs incidental to meetings of their shareholders and trustees/directors, the cost of filing their registration statements under the federal securities laws and the cost of any other filings required under federal and state securities laws, the costs of preparing, printing and mailing proxies, shareholder reports, prospectuses, statements of additional information and other fund documents, transfer and dividend disbursing agency, administrative services and custodian fees, including the expenses of issuing, repurchasing or redeeming their shares, fees and expenses of securities lending agents and the oversight of the securities lending activities of the Fund/Master Trusts, fees and expenses associated with trade administration oversight services with respect to reconciliations and the oversight of settlement and collateral management, litigation, regulatory examinations/proceedings and other extraordinary or nonrecurring expenses, and other expenses properly payable by the Fund/Master Trusts, except as provided in the Fee Waiver and Expense Assumption Agreements for certain classes of the Portfolios. Expenses allocable to a particular Portfolio or Master Fund or class of a Portfolio are so allocated. The expenses of a Fund which are not allocable to a particular Portfolio or class of a Portfolio are to be borne by each Portfolio or class of a Portfolio of the Fund on the basis of its relative net assets. Similarly, the expenses of the Master Trusts which are not allocable to a particular Series are to be borne by each Master Fund on the basis of its relative net assets.

The Advisor has been engaged in the business of providing investment management services since May 1981. The Advisor is currently organized as a Delaware limited partnership and is controlled and operated by its general partner, Dimensional Holdings Inc., a Delaware corporation. The Advisor controls Dimensional Fund DFAL and DFA Australia. As of January 31, 2026, assets under management for all Dimensional affiliated advisors totaled approximately \$987 billion.

MANAGEMENT FEES

The "Annual Fund Operating Expenses" table describes the fees incurred by each Portfolio for the services provided by the Advisor for the fiscal year ended October 31, 2025 (excluding the International Vector Equity Portfolio).

The "Management Fee" listed in the "Annual Fund Operating Expenses" table for the Non-Feeder Portfolios (excluding the International Vector Equity Portfolio) provides the investment management fee that was payable by the respective Portfolio to the Advisor. The "Management Fee" listed in the "Annual Fund Operating Expenses" table for each Feeder Portfolio includes the investment management fees payable to the Advisor by the Portfolio and the Portfolio's Master Fund.

The "Annual Fund Operating Expenses" table for the International Vector Equity Portfolio describes the management fee payable by the Portfolio to the Advisor as a result of a decrease in the management fee effective February 28, 2025. The effective management fee paid by the International Vector Equity Portfolio, based on the Portfolio's average daily net assets on an annualized basis, during the fiscal year ended October 31, 2025 was 0.27%.

The Advisor, not the Portfolios and Master Funds listed below, compensates the sub-advisors.

Sub-Advisors—The International High Relative Profitability Portfolio, the Global Small Company Portfolio, the Japanese Small Company Series, the Asia Pacific Small Company Series, the International Core Equity 2 Portfolio, the DFA International Real Estate Securities Portfolio, the DFA Global Real Estate Portfolio, the International Vector Equity Portfolio, the Large Cap International Portfolio, the International Value Series, the DFA International Small Cap Value Portfolio, the World ex U.S. Value Portfolio, the World ex U.S. Core Equity Portfolio, the World Core Equity Portfolio, the Selectively Hedged Global Equity Portfolio, the Emerging Markets Series, the Emerging Markets Small Cap Series, the Emerging Markets Core Equity 2 Portfolio, the Emerging Markets ex China Core Equity Portfolio, the Dimensional Emerging Markets Value Fund and the Emerging Markets Targeted Value Portfolio

Pursuant to Sub-Advisory Agreements with the Advisor, DFA Australia, has the authority and responsibility to select brokers and dealers to execute securities transactions for the International High Relative Profitability Portfolio, Global Small Company Portfolio, Japanese Small Company Series, Asia Pacific Small Company Series, International Core Equity 2 Portfolio, DFA International Real Estate Securities Portfolio, DFA Global Real Estate Portfolio, International Vector Equity Portfolio, the Large Cap International Portfolio, the International Value Series, the DFA International Small Cap Value Portfolio, the World ex U.S. Value Portfolio, the World ex U.S. Core Equity Portfolio, the World Core Equity Portfolio, the Selectively Hedged Global Equity Portfolio, the Emerging Markets Series, the Emerging Markets Small Cap Series, the Emerging Markets Core Equity 2 Portfolio, the Dimensional Emerging Markets Value Fund and the Emerging Markets Targeted Value Portfolio. DFA Australia's duties include the maintenance of a trading desk for each Series or Portfolio and the determination of the best and most efficient means of executing securities transactions. On at least a semi-annual basis, the Advisor reviews the holdings of the International High Relative Profitability Portfolio, Japanese Small Company Series, Asia Pacific Small Company Series, International Core Equity 2 Portfolio, DFA International Real Estate Securities Portfolio, DFA Global Real Estate Portfolio, International Vector Equity Portfolio, the Large Cap International Portfolio, the International Value Series, the DFA International Small Cap Value Portfolio, the World ex U.S. Value Portfolio, the World ex U.S. Core Equity Portfolio, the World Core Equity Portfolio, the Selectively Hedged Global Equity Portfolio, the Emerging Markets Series, the Emerging Markets Small Cap Series, the Emerging Markets Core Equity 2 Portfolio, the Emerging Markets ex China Core Equity Portfolio, the Dimensional Emerging Markets Value Fund and the Emerging Markets Targeted Value Portfolio, and reviews the trading process and the execution of securities transactions. The Advisor is responsible for determining those securities which are eligible for purchase and sale by each Series and Portfolio and may delegate this task, subject to its own review, to DFA Australia. DFA Australia maintains and furnishes to the Advisor information and reports on securities of international companies, including its recommendations of securities to be added to the securities that are eligible for purchase by each Series and Portfolio as well as making recommendations and elections on corporate actions. DFA Australia has been a U.S. federally registered investment advisor since 1994 and is located at Level 43 Gateway, 1 Macquarie Place, Sydney, New South Wales 2000, Australia.

Sub-Advisors—The International High Relative Profitability Portfolio, the Global Small Company Portfolio, the United Kingdom Small Company Series, the Continental Small Company Series, the International Core Equity 2 Portfolio, the DFA International Real Estate Securities Portfolio, the DFA Global Real Estate Securities Portfolio, the International Vector Equity Portfolio, the Large Cap International Portfolio, the International Value Series, the DFA International Small Cap Value Portfolio, the World ex U.S. Value Portfolio, the World ex U.S. Core Equity Portfolio, the World Core Equity Portfolio, the Selectively Hedged Global Equity Portfolio, the Emerging Markets Series, the Emerging Markets Small Cap Series, the Emerging Markets Core Equity 2 Portfolio, the Emerging Markets ex China Core Equity Portfolio, the Dimensional Emerging Markets Value Fund and the Emerging Markets Targeted Value Portfolio

Pursuant to Sub-Advisory Agreements with the Advisor, DFAL, a company that is organized under the laws of England, has the authority and responsibility to select brokers or dealers to execute securities transactions for the International High Relative Profitability Portfolio, Global Small Company Portfolio, United Kingdom Small Company Series, Continental Small Company Series, International Core Equity 2 Portfolio, DFA International Real Estate Securities Portfolio, DFA Global Real Estate Securities Portfolio, International Vector Equity Portfolio, the Large Cap International Portfolio, the International Value Series, the DFA International Small Cap Value Portfolio, the World ex U.S. Value Portfolio, the World ex U.S. Core Equity Portfolio, the World Core Equity Portfolio, the Selectively Hedged Global Equity Portfolio, the Emerging Markets Series, the Emerging Markets Small Cap Series, the Emerging Markets Core Equity 2 Portfolio, the Emerging Markets ex China Core Equity Portfolio, the Dimensional Emerging Markets Value Fund and the Emerging Markets Targeted Value Portfolio. DFAL's duties include the

maintenance of a trading desk for the Series and Portfolio and the determination of the best and most efficient means of executing securities transactions. On at least a semi-annual basis, the Advisor reviews the holdings of the International High Relative Profitability Portfolio, United Kingdom Small Company Series, Continental Small Company Series, International Core Equity 2 Portfolio, DFA Global Real Estate Securities Portfolio, International Vector Equity Portfolio, DFA International Real Estate Securities Portfolio, the Large Cap International Portfolio, the International Value Series, the DFA International Small Cap Value Portfolio, the World ex U.S. Value Portfolio, the World ex U.S. Core Equity Portfolio, the World Core Equity Portfolio, the Selectively Hedged Global Equity Portfolio, the Emerging Markets Series, the Emerging Markets Small Cap Series, the Emerging Markets Core Equity 2 Portfolio, the Dimensional Emerging Markets Value Fund and the Emerging Markets Targeted Value Portfolio and reviews the trading process and the execution of securities transactions. The Advisor is responsible for determining those securities which are eligible for purchase and sale by each Series and Portfolio and may delegate this task, subject to its own review, to DFAL. DFAL maintains and furnishes to the Advisor information and reports on securities of United Kingdom and European equity market companies, including its recommendations of securities to be added to the securities that are eligible for purchase by each Series and Portfolio as well as making recommendations and elections on corporate actions. DFAL has been a U.S. federally registered investment advisor since 1991 and is located at 20 Triton Street, Regent's Place, London NW13BF, United Kingdom.

Manager of Managers Structure

The Advisor, the Fund, and, on behalf of certain Master Funds, the Trust or Dimensional Emerging Markets Value Fund, have received an exemptive order from the Securities and Exchange Commission ("SEC") for a manager of managers structure that allows the Advisor to appoint, remove or change Dimensional Wholly-Owned Sub-advisors (defined below), and enter into, amend and terminate sub-advisory agreements with Dimensional Wholly-Owned Sub-advisors, without prior shareholder approval, but subject to Board approval. A "Dimensional Wholly-Owned Sub-advisor" includes sub-advisors that are wholly-owned by the Advisor (i.e., (1) an indirect or direct "wholly-owned subsidiary" (as such term is defined in the Investment Company Act of 1940 (the "1940 Act")) of the Advisor, or (2) a sister company of the Advisor that is an indirect or direct "wholly-owned subsidiary" (as such term is defined in the 1940 Act) of the same company that, indirectly or directly, wholly owns the Advisor) ("Dimensional Wholly-Owned Sub-advisors"). A Board only will approve a change with respect to sub-advisors if the Board concludes that such arrangements would be in the best interests of the shareholders of the Large Cap International Portfolio, DFA International Value Portfolio or Series, International Core Equity 2 Portfolio, Global Small Company Portfolio International Small Company Portfolio, Japanese Small Company Portfolio or Series, Asia Pacific Small Company Portfolio or Series, United Kingdom Small Company Portfolio or Series, Continental Small Company Portfolio or Series, DFA International Real Estate Securities Portfolio, DFA Global Real Estate Securities Portfolio, DFA International Small Cap Value Portfolio, International Vector Equity Portfolio, International High Relative Profitability Portfolio, World ex U.S. Value Portfolio, World ex U.S. Core Equity Portfolio, World Core Equity Portfolio, Selectively Hedged Global Equity Portfolio, Emerging Markets Portfolio or Series, Emerging Markets Value Portfolio or Fund, Emerging Markets Small Cap Portfolio or Series, Emerging Markets Core Equity 2 Portfolio, Emerging Markets ex China Core Equity Portfolio, or the Emerging Markets Targeted Value Portfolio (the "MOM-Eligible Portfolios"). As described above, DFA Australia and/or DFAL, each a Dimensional Wholly-Owned Sub-advisor, currently serve as sub-advisors to each MOM-Eligible Portfolio or its Underlying Fund(s) or Master Fund. If a new Dimensional Wholly-Owned Sub-advisor is hired for a MOM-Eligible Portfolio, shareholders will receive information about the new sub-advisor within 90 days of the change. The exemptive order allows greater flexibility for the Advisor to utilize, if desirable, personnel throughout the worldwide organization enabling a MOM-Eligible Portfolio to operate more efficiently. The Advisor will not hire unaffiliated sub-advisors without prior shareholder approval and did not request the ability to do so in its application to the SEC for an exemptive order to allow the manager of managers structure.

The use of the manager of managers structure with respect to a MOM-Eligible Portfolio is subject to certain conditions set forth in the SEC exemptive order. Under the manager of managers structure, the Advisor has the ultimate responsibility, subject to oversight by the Board, to oversee the Dimensional Wholly-Owned Sub-advisors and recommend their hiring, termination and replacement. The Advisor will provide general management services to a MOM-Eligible Portfolio, including overall supervisory responsibility for the general management and investment of the Portfolio's assets. Subject to review and approval of the Board, the Advisor will (a) set a MOM-Eligible Portfolio's overall investment strategies, (b) evaluate, select, and recommend Dimensional Wholly-Owned Sub-advisors to manage all or a portion of a MOM-Eligible Portfolio's assets, and (c) implement procedures reasonably designed to ensure that Dimensional Wholly-Owned Sub-advisors comply with a MOM-Eligible Portfolio's investment objective, policies and restrictions. Subject to review by the Board, the Advisor will (a) when appropriate,

allocate and reallocate a MOM-Eligible Portfolio's assets among multiple Dimensional Wholly-Owned Sub-advisors; and (b) monitor and evaluate the performance of Dimensional Wholly-Owned Sub-advisors.

SHAREHOLDER SERVICES

On behalf of each Portfolio, the Fund may enter into shareholder servicing agreements with financial intermediaries to provide shareholder servicing, recordkeeping, account maintenance and other services to shareholders of the Portfolio. For the array of services provided to shareholders of each Portfolio, the Fund may pay such financial intermediaries a fee for such services. These expenses will be included in "Other Expenses" in the "Annual Fund Operating Expenses" table.

FEE WAIVER AND EXPENSE ASSUMPTION AGREEMENTS

Pursuant to an Amended and Restated Fee Waiver and/or Expense Assumption Agreement (each, a "Fee Waiver Agreement"), the Advisor has contractually agreed to waive certain fees, and in certain instances, assume certain expenses of the Portfolios, as described in the notes below. The Fee Waiver Agreement for the non-Feeder Portfolios below, and a portion of the Fee Waiver Agreement for certain Feeder Portfolios below, will remain in effect through February 28, 2027, and may only be terminated by the Fund's Board of Directors prior to that date. The Fee Waiver Agreement for such Portfolios shall continue in effect from year to year thereafter unless terminated by a Fund or the Advisor. The Fee Waiver Agreement with respect to the total management fees paid by the Feeder Portfolios, as described in the notes below, will remain in effect permanently, unless terminated by a Fund. With respect to each Fee Waiver Agreement, prior year waived fees and/or assumed expenses can be recaptured only if the expense ratio following such recapture would be less than the expense cap that was in place when such prior year fees were waived and/or expenses assumed, and less than the current expense cap in place for the Portfolio. With respect to the World ex U.S. Value Portfolio, World Core Equity Portfolio and Selectively Hedged Global Equity Portfolio, the Advisor shall also not be reimbursed for any management fees previously waived to offset a Portfolio's proportionate share of the management fees paid by such Portfolio through its investment in other funds managed by the Advisor.

DFA International Value Portfolio Emerging Markets Portfolio Emerging Markets Value Portfolio Emerging Markets Small Cap Portfolio

The Advisor has contractually agreed to permanently waive all or a portion of the management fee of each Portfolio listed below to the extent necessary to limit the total management fees paid to the Advisor by a Portfolio, including the proportionate share of the management fees a Portfolio pays indirectly through its investment in other funds managed by the Advisor, except for the fees paid indirectly through its investment of securities lending cash collateral in the Short Term Series, to the rate listed below as a percentage of the average net assets of the Institutional Class of a Portfolio on an annualized basis.

Portfolio	Total Management Fee Limit
DFA International Value Portfolio	0.25%
Emerging Markets Portfolio	0.29%
Emerging Markets Value Portfolio	0.38%
Emerging Markets Small Cap Portfolio	0.52%

With respect to the Emerging Markets Portfolio, in addition to the permanent fee waiver described above for the Portfolio, the Advisor has contractually agreed to further waive all or a portion of its management fee and to assume the other direct expenses of the Institutional Class of the Portfolio (excluding expenses incurred through its investment in other investment companies managed by the Advisor) ("Portfolio Expenses") to the extent necessary to limit the Portfolio Expenses of the Institutional Class of the Portfolio to the rates listed below as a percentage of the average net assets of such class of the Portfolio on an annualized basis (the "Expense Limitation Amount"). With respect to the DFA International Value Portfolio and Emerging Markets Value Portfolio, in addition to the permanent fee waiver described above for the Portfolio, the Advisor has contractually agreed to further waive all or a portion of its management fee and to assume the other expenses of the Institutional Class of the Portfolio (including expenses incurred through its investment in other investment companies managed by the Advisor, except for the expenses

that the Portfolio incurs indirectly through investments of securities lending cash collateral in Short Term Series and unaffiliated money market funds) ("Portfolio Expenses") to the extent necessary to limit the Portfolio Expenses of the Institutional Class of the Portfolio to the rates listed below as a percentage of the average net assets of such class of the Portfolio on an annualized basis (the "Expense Limitation Amount"). At any time that the Portfolio Expenses of the Institutional Class of a Portfolio are less than the applicable Expense Limitation Amount for such class of shares of the Portfolio, the Advisor retains the right to recover any fees previously waived and/or expenses previously assumed to the extent that such recovery will not cause the annualized Portfolio Expenses for such class of shares of the Portfolio to exceed the applicable Expense Limitation Amount. Except, a Portfolio is not obligated to reimburse the Advisor for fees waived in connection with the permanent fee waiver. Also, a Portfolio is not obligated to reimburse the Advisor for fees previously waived or expenses previously assumed by the Advisor more than thirty-six months before the date of such reimbursement.

Portfolio	Expense Limitation Amount
DFA International Value Portfolio	0.28%
Emerging Markets Portfolio	0.49%
Emerging Markets Value Portfolio	0.44%

Large Cap International Portfolio
International Core Equity 2 Portfolio
DFA International Real Estate Securities Portfolio
International Vector Equity Portfolio
Emerging Markets Core Equity 2 Portfolio

The Advisor has contractually agreed to waive all or a portion of its management fee and assume the ordinary operating expenses of the Institutional Class of each of the following Portfolios (excluding the expenses that the Portfolio incurs indirectly through its investment in other investment companies) ("Portfolio Expenses") to the extent necessary to limit the Portfolio Expenses of the Institutional Class of each Portfolio, on an annualized basis, to the rates listed below as a percentage of such class of the respective Portfolio's average net assets (the "Expense Limitation Amount"). At any time that the Portfolio Expenses of the Institutional Class of a Portfolio are less than the applicable Expense Limitation Amount for such class of shares of the Portfolio, the Advisor retains the right to recover any fees previously waived and/or expenses previously assumed to the extent that such recovery will not cause the annualized Portfolio Expenses for such class of shares of the Portfolio to exceed the applicable Expense Limitation Amount identified below. A Portfolio is not obligated to reimburse the Advisor for fees previously waived or expenses previously assumed by the Advisor more than thirty-six months before the date of such reimbursement.

Portfolio	Expense Limitation Amount
Large Cap International Portfolio	0.24%
International Core Equity 2 Portfolio	0.30%
DFA International Real Estate Securities Portfolio	0.29%
International Vector Equity Portfolio	0.60%
Emerging Markets Core Equity 2 Portfolio	0.54%

International High Relative Profitability Portfolio
Global Small Company Portfolio
Emerging Markets Targeted Value Portfolio
Emerging Markets ex China Core Equity Portfolio

Pursuant to a Fee Waiver and Expense Assumption Agreement (the "Fee Waiver Agreement") for the Portfolios, the Advisor has contractually agreed to waive all or a portion of its management fee and to assume the ordinary operating expenses of the Institutional Class of each Portfolio (including the expenses that the Portfolio bears as a shareholder of other funds managed by the Advisor, excluding money market funds and the Short Term Series, but excluding the expenses that the Portfolio incurs indirectly through its investment in unaffiliated investment companies) ("Portfolio Expenses") to the extent necessary to limit the Portfolio Expenses of the Institutional Class of the Portfolio to the rate listed below as a percentage of the average net assets of the Institutional Class of the

Portfolio on an annualized basis (the “Expense Limitation Amount”). At any time that the Portfolio Expenses of a class of a Portfolio are less than the Expense Limitation Amount, the Advisor retains the right to recover any fees previously waived and/or expenses previously assumed to the extent that such recovery will not cause the annualized Portfolio Expenses for such class of shares of the Portfolio to exceed the Expense Limitation Amount. The Portfolios will not reimburse the Advisor for fees waived or expenses previously assumed by the Advisor more than thirty-six months before the date of such reimbursement.

Portfolio	Expense Limitation Amount
International High Relative Profitability Portfolio	0.29%
Global Small Company Portfolio	0.42%
Emerging Markets Targeted Value Portfolio	0.58%
Emerging Markets ex China Core Equity Portfolio	0.43%

International Small Company Portfolio

The Advisor has contractually agreed to waive all or a portion of its management fee and to assume the other direct expenses of the Institutional Class of the Portfolio (excluding expenses incurred through its investment in other investment companies) (“Portfolio Expenses”) to the extent necessary to limit the Portfolio Expenses of the Institutional Class of the Portfolio to the rate listed below as a percentage of the average net assets of such class of the Portfolio on an annualized basis (the “Expense Limitation Amount”). At any time that the Portfolio Expenses of the Institutional Class of the Portfolio are less than Expense Limitation Amount for such class of shares of the Portfolio, the Advisor retains the right to recover any fees previously waived and/or expenses previously assumed to the extent that such recovery will not cause the annualized Portfolio Expenses for such class of shares of the Portfolio to exceed the applicable Expense Limitation Amount identified below. The Portfolio is not obligated to reimburse the Advisor for fees previously waived or expenses previously assumed by the Advisor more than thirty-six months before the date of such reimbursement.

Portfolio	Expense Limitation Amount
International Small Company Portfolio	0.45%

Japanese Small Company Portfolio Asia Pacific Small Company Portfolio United Kingdom Small Company Portfolio Continental Small Company Portfolio

The Advisor has contractually agreed to permanently waive all or a portion of the management fee of each Portfolio listed below to the extent necessary to limit the total management fees paid to the Advisor by a Portfolio, including the proportionate share of the management fees a Portfolio pays indirectly through its investment in other funds managed by the Advisor, except for the fees paid indirectly through its investment of securities lending cash collateral in the Short Term Series, to 0.35% of the average net assets of the Institutional Class of a Portfolio on an annualized basis (the “Permanent Fee Waiver”). In addition to the Permanent Fee Waiver, the Advisor has contractually agreed to further waive all or a portion of its management fee and to assume the other direct expenses of the Institutional Class of a Portfolio (excluding expenses incurred through its investment in other investment companies managed by the Advisor) (“Portfolio Expenses”) to the extent necessary to limit the Portfolio Expenses of the Institutional Class of the Portfolio to the rate listed below as a percentage of the average net assets of such class of a Portfolio on an annualized basis (the “Expense Limitation Amount”). At any time that the Portfolio Expenses of the Institutional Class of a Portfolio are less than the applicable Expense Limitation Amount for such class of shares of the Portfolio, the Advisor retains the right to recover any fees previously waived and/or expenses previously assumed to the extent that such recovery will not cause the annualized Portfolio Expenses for such class of shares of the Portfolio to exceed the applicable Expense Limitation Amount identified below. Except, a Portfolio is not obligated to reimburse the Advisor for fees waived in connection with the Permanent Fee Waiver. Also, a Portfolio is not obligated to reimburse the Advisor for fees previously waived or expenses previously assumed by the Advisor more than thirty-six months before the date of such reimbursement.

Portfolio	Expense Limitation Amount
Japanese Small Company Portfolio	0.42%
Asia Pacific Small Company Portfolio	0.42%
United Kingdom Small Company Portfolio	0.42%
Continental Small Company Portfolio	0.42%

DFA Global Real Estate Securities Portfolio

The Advisor has contractually agreed to waive all or a portion of its management fee and to assume the expenses of the Institutional Class of the Portfolio (including the expenses that the Portfolio bears as a shareholder of other funds managed by the Advisor but excluding the expenses that the Portfolio incurs indirectly through investment of its securities lending cash collateral in the Short Term Series and its investment in unaffiliated investment companies) ("Portfolio Expenses") to the extent necessary to limit the Portfolio Expenses of the Institutional Class of the Portfolio, on an annualized basis, to the rate listed below as a percentage of the average net assets of such class of the Portfolio (the "Expense Limitation Amount"). At any time that the Portfolio Expenses of the Institutional Class of the Portfolio are less than the Expense Limitation Amount for such class of shares of the Portfolio, the Advisor retains the right to recover any fees previously waived and/or expenses previously assumed to the extent that such recovery will not cause the annualized Portfolio Expenses for such class of shares of the Portfolio to exceed the applicable Expense Limitation Amount identified below. The Portfolio is not obligated to reimburse the Advisor for fees previously waived or expenses previously assumed by the Advisor more than thirty-six months before the date of such reimbursement.

Portfolio	Expense Limitation Amount
DFA Global Real Estate Securities Portfolio	0.22%

World ex U.S. Value Portfolio

The Advisor has contractually agreed to waive up to the full amount of the Portfolio's management fee of 0.32% to the extent necessary to offset the proportionate share of the management fees paid by the Portfolio through its investment in other funds managed by the Advisor, except for the fees paid through its investment of securities lending cash collateral in the Short Term Series (the "Underlying Funds"). In addition, the Advisor also agrees to waive all or a portion of the management fee that remains payable by the Portfolio (i.e., the management fee remaining after the proportionate share of the Underlying Funds' management fees have been offset (the "Remaining Management Fee")) to the extent necessary to reduce the ordinary operating expenses of the Institutional Class of the Portfolio (including expenses incurred through its investment in other investment companies but excluding the expenses that the Portfolio incurs indirectly through investment of its securities lending cash collateral in the Short Term Series and unaffiliated money market funds) ("Portfolio Expenses") to the rate listed below as a percentage of the average net assets of such class of the Portfolio on an annualized basis (the "Expense Limitation Amount"). The maximum amount that may be waived to limit Portfolio Expenses is the amount of the Remaining Management Fee. At any time that the Portfolio Expenses of the Institutional Class of the Portfolio are less than the Expense Limitation Amount for such class of shares of the Portfolio, the Advisor retains the right to recover any fees previously waived and/or expenses previously assumed to the extent that such recovery will not cause the annualized Portfolio Expenses for such class of shares of the Portfolio to exceed the applicable Expense Limitation Amount identified below. The Portfolio is not obligated to reimburse the Advisor for fees previously waived or expenses previously assumed by the Advisor more than thirty-six months before the date of such reimbursement.

Portfolio	Expense Limitation Amount
World ex U.S. Value Portfolio	0.60%

World ex U.S. Core Equity Portfolio

The Advisor has contractually agreed to waive all or a portion of the management fee and to assume the expenses of the Institutional Class of the Portfolio (including the expenses that the Portfolio bears as a shareholder of other funds managed by the Advisor but excluding the expenses that the Portfolio incurs indirectly through investment of its securities lending cash collateral in the Short Term Series and its investment in unaffiliated investment companies) ("Portfolio Expenses") to the extent necessary to limit the Portfolio Expenses of the Institutional Class of the Portfolio to the rate listed below as a percentage of the average net assets of such class of the Portfolio on an annualized basis (the "Expense Limitation Amount"). At any time that the Portfolio Expenses of the Institutional Class of the Portfolio are less than the Expense Limitation Amount for such class of the Portfolio, the Advisor retains the right to recover any fees previously waived and/or expenses previously assumed to the extent that such recovery will not cause the annualized Portfolio Expenses of such class of the Portfolio to exceed the Expense Limitation Amount. The Portfolio is not obligated to reimburse the Advisor for fees previously waived or expenses previously assumed by the Advisor more than thirty-six months before the date of such reimbursement.

Portfolio	Expense Limitation Amount
World ex U.S. Core Equity Portfolio	0.39%

World Core Equity Portfolio

The Advisor has contractually agreed to waive up to the full amount of the Portfolio's management fee of 0.22% to the extent necessary to offset the proportionate share of the management fees paid by the Portfolio through its investment in other funds managed by the Advisor, except for the fees paid through its investment of securities lending cash collateral in the Short Term Series (the "Underlying Funds") (including the Portfolio's proportionate share of any management fees that an Underlying Fund paid through its investment in an affiliated cash management fund). In addition, under the Fee Waiver Agreement, the Advisor has also agreed to assume the expenses of the Institutional Class of the Portfolio to the extent necessary to reduce the ordinary operating expenses (including expenses incurred through its investment in other investment companies but excluding the expenses that the Portfolio incurs indirectly through investment of its securities lending cash collateral in the Short Term Series and unaffiliated money market funds) ("Portfolio Expenses") of the Institutional Class of the Portfolio so that such Portfolio Expenses do not exceed the rate listed below as a percentage of the average net assets of such class of the Portfolio on an annualized basis (the "Expense Limitation Amount"). At any time that the Portfolio Expenses of the Institutional Class of the Portfolio are less than the Expense Limitation Amount for such class of shares of the Portfolio, the Advisor retains the right to recover any fees previously waived and/or expenses previously assumed to the extent that such recovery will not cause the annualized Portfolio Expenses for such class of shares of the Portfolio to exceed the applicable Expense Limitation Amount. The Portfolio is not obligated to reimburse the Advisor for fees previously waived or expenses previously assumed by the Advisor more than thirty-six months before the date of such reimbursement.

Portfolio	Expense Limitation Amount
World Core Equity Portfolio	0.27%

Selectively Hedged Global Equity Portfolio

The Advisor has contractually agreed to waive up to the full amount of the Portfolio's management fee of 0.24% to the extent necessary to offset the proportionate share of the management fees paid by the Portfolio through its investment in other funds managed by the Advisor, except for the fees paid through investment of securities lending cash collateral in the Short Term Series (the "Underlying Funds"). In addition, under the Fee Waiver Agreement, the Advisor has also agreed to waive all or a portion of the management fee and to assume the expenses of the Institutional Class of the Portfolio to the extent necessary to reduce the ordinary operating expenses (including expenses incurred through its investment in other investment companies but excluding the expenses that the Portfolio incurs indirectly through its investment of its securities lending cash collateral in the Short Term Series and unaffiliated money market funds) ("Portfolio Expenses") of the Institutional Class of the Portfolio, on an annualized basis, to the rate listed below as a percentage of the average net assets of such class of the Portfolio (the "Expense Limitation Amount"). At any time that the Portfolio Expenses of the Institutional Class of the Portfolio are less than the Expense Limitation Amount for such class of shares of the Portfolio, the Advisor retains the right to recover any fees previously waived and/or expenses previously assumed to the extent that such recovery will not cause the

annualized Portfolio Expenses for such class of shares of the Portfolio to exceed the applicable Expense Limitation Amount identified below. The Portfolio is not obligated to reimburse the Advisor for fees previously waived or expenses previously assumed by the Advisor more than thirty-six months before the date of such reimbursement.

Portfolio	Expense Limitation Amount
Selectively Hedged Global Equity Portfolio	0.40%

Dividends, Capital Gains Distributions and Taxes

Dividends and Distributions. Each Portfolio intends to qualify each year as a regulated investment company under the Internal Revenue Code of 1986, as amended (the "Code"). As a regulated investment company, a Portfolio generally pays no federal income tax on the income and gains it distributes to you. Dividends from net investment income of the Portfolios (other than the Global Small Company Portfolio, DFA International Real Estate Securities Portfolio, DFA Global Real Estate Securities Portfolio, Japanese Small Company Portfolio, Asia Pacific Small Company Portfolio, Selectively Hedged Global Equity Portfolio, and Emerging Markets Targeted Value Portfolio) are distributed quarterly (on a calendar basis) and any net realized capital gains (after any reductions for available capital loss carryforwards) are distributed annually, typically in December. The Global Small Company Portfolio, DFA International Real Estate Securities Portfolio, DFA Global Real Estate Securities Portfolio, Japanese Small Company Portfolio, Asia Pacific Small Company Portfolio, Selectively Hedged Global Equity Portfolio, and Emerging Markets Targeted Value Portfolio make distributions from net investment income and any net realized capital gains (after any reductions for available capital loss carryforwards) annually, typically in December. The DFA International Small Cap Value Portfolio, Large Cap International Portfolio, International Core Equity 2 Portfolio, Emerging Markets Core Equity 2 Portfolio, and DFA International Real Estate Securities Portfolio, and any other Portfolio that becomes an investment option for the Advisor's funds of funds in the future, may also make an additional dividend distribution from net investment income in October of each year. A Portfolio may distribute such income dividends and capital gains more frequently, if necessary, in order to reduce or eliminate federal excise or income taxes on the Portfolio.

Capital gains distributions may vary considerably from year to year as a result of a Portfolio's normal investment activities and cash flows. During a time of economic volatility, a Portfolio may experience capital losses and unrealized depreciation in value of investments, the effect of which may be to reduce or eliminate capital gains distributions for a period of time. A Portfolio may be required to distribute taxable realized gains from a prior year, even if the Portfolio has a net realized loss for the year of distribution.

You will automatically receive all income dividends and capital gains distributions in additional shares of the Portfolio whose shares you hold at net asset value (as of the business date following the dividend record date), unless, upon written notice to the Advisor and completion of account information, you request to receive income dividends or capital gains distributions, or both, in cash.

Portfolio/Master Fund	Net Investment Income Distribution	
	Annually	Quarterly
Large Cap International		X
DFA International Value		X
International Core Equity 2		X
Global Small Company	X	
International Small Company		X
Japanese Small Company	X	
Asia Pacific Small Company	X	
United Kingdom Small Company		X

Continental Small Company		X
DFA International Real Estate Securities	X	
DFA Global Real Estate Securities	X	
DFA International Small Cap Value		X
International Vector Equity		X
International High Relative Profitability		X
World ex U.S. Value		X
World ex U.S. Core Equity		X
World Core Equity		X
Selectively Hedged Global Equity	X	
Emerging Markets		X
Emerging Markets Value		X
Emerging Markets Small Cap		X
Emerging Markets Core Equity 2		X
Emerging Markets Targeted Value	X	
Emerging Markets ex China Core Equity		X

Annual Statements. Each year, you will receive a statement that shows the tax status of distributions you received the previous calendar year. Distributions declared in October, November, or December to shareholders of record in such month, but paid in January, are taxable as if they were paid in December.

Avoid "Buying A Dividend." At the time you purchase your Portfolio shares, a Portfolio's net asset value may reflect undistributed income or undistributed capital gains. A subsequent distribution to you of such amounts, although constituting a return of your investment, would be taxable. Buying shares in a Portfolio just before it declares an income dividend or capital gains distribution is sometimes known as "buying a dividend." In addition, a Portfolio's net asset value may, at any time, reflect net unrealized appreciation, which may result in future taxable distributions to you.

Tax Considerations. This discussion of "Tax Considerations" should be read in conjunction with the remaining subsections below containing additional information. Also, unless otherwise indicated, the discussion below with respect to a Portfolio includes in the case of a Feeder Portfolio invested in a Master Fund or a Portfolio invested in an Underlying Fund classified as a partnership, its pro rata share of its corresponding Master Fund's or Underlying Fund's income and assets and in the case of a Portfolio invested in an Underlying Fund classified as a corporation, its pro rata share of the dividends and distributions paid by such Underlying Fund.

In general, if you are a taxable investor, Portfolio distributions are taxable to you as ordinary income, capital gains, or some combination of both. This is true whether you reinvest your distributions in additional Portfolio shares or receive them in cash.

For federal income tax purposes, Portfolio distributions of short-term capital gains are taxable to you at ordinary income rates. Portfolio distributions of long-term capital gains are taxable to you at long-term capital gain rates no matter how long you have owned your shares. A portfolio with a high portfolio turnover rate (a measure of how frequently assets within a portfolio are bought and sold) is more likely to generate short-term capital gains than a portfolio with a low portfolio turnover. A portion of income dividends reported by a Portfolio as qualified dividend income may be eligible for taxation by individual shareholders at long-term capital gain rates provided certain requirements are met.

Compared to other types of investments, derivatives may be less tax efficient. For example, the use of derivatives by a Portfolio may cause the Portfolio to realize higher amounts of ordinary income or short-term capital gain, distributions from which are taxable to individual shareholders at ordinary income tax rates rather than at the more

favorable tax rates for long-term capital gains. Changes in government regulation of derivative instruments could affect the character, timing and amount of a Portfolio's taxable income or gains, and may limit or prevent the Portfolio from using certain types of derivative instruments as a part of its investment strategy. A Portfolio's use of derivatives also may be limited by the requirements for taxation of the Portfolio as a regulated investment company.

If a Portfolio qualifies to pass through to you the tax benefits from foreign taxes it pays on its investments, and elects to do so, then any foreign taxes it pays on these investments will be treated as paid by you. You will then be entitled either to deduct your share of these taxes in computing your taxable income, or to claim a foreign tax credit for these taxes against your U.S. federal income tax (subject to limitations for certain shareholders).

The Board of Trustees of a Master Fund reserves the right to change the entity classification of a Master Fund for U.S. federal income tax purposes at any time, as may be permitted or required under the Code. For instance, the Board might cause a Master Fund that is classified as a partnership to elect to be classified as a corporation and taxable as a regulated investment company or disregarded entity (if it has one shareholder) or vice versa. Such a change in entity classification may be prompted by, among other things, changes in law, the investment strategy of a Master Fund, or the nature and number of shareholders of a Master Fund or other factors or events adversely affecting the ability of a Master Fund to comply with the Code. A change in entity classification of a Master Fund may be a taxable event, causing the Master Fund and shareholders of the Master Fund that are subject to tax to recognize a taxable gain or loss. Such a change in entity classification would also cause the shareholders of the Master Fund to be subject to a different taxation regime, which may adversely affect some shareholders depending upon their particular circumstances.

Sale or Redemption of Portfolio Shares. The sale of shares of a Portfolio is a taxable event and may result in a capital gain or loss to you. Capital gain or loss may be realized from an ordinary redemption of shares or an exchange of shares between two Portfolios. Any loss incurred on the sale or exchange of a Portfolio's shares, held for six months or less, will be treated as a long-term capital loss to the extent of capital gain dividends received with respect to such shares.

A Portfolio is required to report to you and the Internal Revenue Service annually on Form 1099-B not only the gross proceeds of Portfolio shares you sell or redeem but also the cost basis for shares you sell or redeem that were purchased or acquired on or after January 1, 2012. Cost basis will be calculated using the Portfolios' default method of average cost, unless you instruct a Portfolio to use a different calculation method. Shareholders should carefully review the cost basis information provided by a Portfolio and make any additional basis, holding period or other adjustments that are required when reporting these amounts on their federal income tax returns. If your account is held by your investment representative (financial advisor or other broker), please contact that representative with respect to reporting of cost basis and available elections for your account. Tax-advantaged retirement accounts will not be affected.

Medicare Tax. An additional 3.8% Medicare tax is imposed on certain net investment income (including ordinary dividends and capital gain distributions received from a Portfolio and net gains from redemptions or other taxable dispositions of Portfolio shares) of U.S. individuals, estates and trusts to the extent that such person's "modified adjusted gross income" (in the case of an individual) or "adjusted gross income" (in the case of an estate or trust) exceeds a threshold amount. This Medicare tax, if applicable, is reported by you on, and paid with, your federal income tax return.

Backup Withholding. By law, a Portfolio may be required to withhold 24% of taxable dividends, capital gains distributions, and redemption proceeds paid to you if you do not provide your proper taxpayer identification number and certain required certifications. You may avoid this withholding requirement by providing and certifying on the account registration form your correct Taxpayer Identification Number and by certifying that you are not subject to backup withholding and are a U.S. person (including a U.S. resident alien). A Portfolio must also withhold if the Internal Revenue Service instructs it to do so.

State and Local Taxes. In addition to federal taxes, you may be subject to state and local taxes on distributions from a Portfolio and on gains arising on redemption or exchange of a Portfolio's shares. Distributions of interest income and capital gains realized from certain types of U.S. Government securities may be exempt from state personal income taxes. To the extent an Underlying Fund organized as a corporation invests in U.S. Government obligations, distributions derived from interest on these obligations and paid to its corresponding Portfolio and, in turn, to shareholders are unlikely to be exempt from state and local income tax.

Non-U.S. Investors. Non-U.S. investors may be subject to U.S. withholding tax, at either the 30% statutory rate or a lower rate if you are a resident of a country that has a tax treaty with the U.S., and are subject to special U.S. tax certification requirements to avoid backup withholding and claim any treaty benefits. Exemptions from U.S. withholding tax are provided for certain capital gain dividends paid by a Portfolio from net long-term capital gains, if any, interest-related dividends paid by a Portfolio from its qualified net interest income from U.S. sources and short-term capital gain dividends, if such amounts are reported by a Portfolio. However, notwithstanding such exemptions from U.S. withholding at the source, any such dividends and distributions of income and capital gains will be subject to backup withholding at a rate of 24% if you fail to properly certify that you are not a U.S. person. Non-U.S. investors also may be subject to U.S. estate tax.

Other Reporting and Withholding Requirements. Under the Foreign Account Tax Compliance Act ("FATCA"), a Portfolio will be required to withhold a 30% tax on income dividends made by the Portfolio to certain foreign entities, referred to as foreign financial institutions or non-financial foreign entities, that fail to comply (or be deemed compliant) with extensive reporting and withholding requirements designed to inform the U.S. Department of the Treasury of U.S.-owned foreign investment accounts. After December 31, 2018, FATCA withholding also would have applied to certain capital gain distributions, return of capital distributions and the proceeds arising from the sale of Portfolio shares; however, based on proposed regulations issued by the Internal Revenue Service, which may be relied upon currently, such withholding is no longer required unless final regulations provide otherwise (which is not expected). A Portfolio may disclose the information that it receives from its shareholders to the Internal Revenue Service, non-U.S. taxing authorities or other parties as necessary to comply with FATCA or similar laws. Withholding also may be required if a foreign entity that is a shareholder of a Portfolio fails to provide the Portfolio with appropriate certifications or other documentation concerning its status under FATCA.

SPECIAL TAX CONSIDERATIONS FOR INVESTORS THAT INVEST IN DFA INTERNATIONAL REAL ESTATE SECURITIES PORTFOLIO, OR THE DFA GLOBAL REAL ESTATE SECURITIES PORTFOLIO.

PFIC Securities. The Portfolio may invest in securities of foreign entities that could be deemed for tax purposes to be PFICs. In general, any foreign corporation is considered a PFIC if 75% or more of its gross income for its taxable year is passive income, or 50% or more of its average assets (by value) are held for the production of passive income. When investing in PFIC securities, the Portfolio intends to mark-to-market these securities and recognize any unrealized gains as ordinary income at the end of its fiscal year. Deductions for losses are allowable only to the extent of any current or previously recognized gains. These gains (reduced by allowable losses) are treated as ordinary income that the Portfolio is required to distribute, even though it has not sold or received dividends from these securities. You should also be aware that the designation of a foreign security as a PFIC security will cause its income dividends to fall outside of the definition of qualified foreign corporation dividends. These dividends generally will not qualify for the reduced rate of taxation on qualified dividends when distributed to you by the Portfolio. Due to various complexities in identifying PFICs, the Portfolio can give no assurances that it will be able to identify portfolio securities in foreign corporations that are PFICs in time for the Portfolio to make a mark-to-market election. If the Portfolio (or an Underlying Fund organized as a corporation) is unable to identify an investment as a PFIC and thus does not make a mark-to-market election, the Portfolio (or Underlying Fund) may be subject to U.S. federal income tax on a portion of any "excess distribution" or gain from the disposition of such shares even if such income is distributed as a taxable dividend by the Portfolio to its shareholders. Additional charges in the nature of interest may be imposed on the Portfolio (or Underlying Fund) in respect of deferred taxes arising from such distributions or gains. Any such taxes or interest charges could in turn reduce the Portfolio's distributions paid to you.

Investment in U.S. REITS. A U.S. REIT is not subject to federal income tax on the income and gains it distributes to shareholders. Dividends paid by a U.S. REIT, other than capital gain distributions, will be taxable as ordinary income up to the amount of the U.S. REIT's current and accumulated earnings and profits. Capital gain dividends paid by a U.S. REIT to a Portfolio will be treated as long-term capital gains by a Portfolio and, in turn, may be distributed by a Portfolio to its shareholders as a capital gain distribution. Because of certain noncash expenses, such as property depreciation, an equity U.S. REIT's cash flow may exceed its taxable income. The equity U.S. REIT, and in turn a Portfolio, may distribute this excess cash to shareholders in the form of a return of capital distribution. However, if a U.S. REIT is operated in a manner that fails to qualify as a REIT, an investment in the U.S. REIT would become subject to double taxation, meaning the taxable income of the U.S. REIT would be subject to federal income tax at the corporate income tax rate without any deduction for dividends paid to shareholders and the dividends would be taxable to shareholders as ordinary income (or possibly as qualified dividend income) to the extent of the U.S. REIT's current and accumulated earnings and profits.

Receipt of Excess Inclusion Income by a Portfolio. The Portfolio may derive “excess inclusion income” from certain equity interests in mortgage pooling vehicles either directly or through an investment in a U.S. REIT. Please see the SAI for a discussion of the risks and special tax consequences to tax-exempt and other shareholders in the event the Portfolio realizes excess inclusion income in excess of certain threshold amounts.

Investment in U.S. Real Property. The sale of a U.S. real property interest by a U.S. REIT or U.S. real property holding corporation in which a Portfolio invests may trigger special tax consequences to the Portfolio’s non-U.S. investors. Please see the SAI for a discussion of the risks and special tax consequences to shareholders from a sale of a U.S. real property interest by a U.S. REIT or U.S. real property holding corporation in which a Portfolio invests.

Qualified REIT dividends. Under 2017 legislation commonly known as the Tax Cuts and Jobs Act, “qualified REIT dividends” (i.e., ordinary REIT dividends other than capital gain dividends and portions of REIT dividends designated as qualified dividend income) are treated as eligible for a 20% deduction by noncorporate taxpayers.

A Portfolio may choose to report the special character of “qualified REIT dividends” to its shareholders, provided both the Fund and the shareholder meets certain holding period requirements with respect to their shares.

This discussion of “DIVIDENDS, CAPITAL GAINS DISTRIBUTIONS AND TAXES” is not intended or written to be used as tax advice. Because everyone’s tax situation is unique, you should consult your tax professional about federal, state, local, or foreign tax consequences before making an investment in a Portfolio. Prospective investors should also consult the SAI.

Purchase of Shares

CASH PURCHASES

Investors who do not already have an agreement in place with the Fund may purchase Institutional Class shares of any Portfolio by first contacting the Portfolio’s transfer agent at (888) 576-1167. Investors that invest through a financial intermediary should contact such intermediary with regard to purchase instructions. The Portfolios’ Institutional Class shares generally are available for investment only by institutional clients, clients of registered investment advisors, clients of financial institutions, and a limited number of certain other investors, each as approved from time to time by the Advisor (“Eligible Investors”). Eligible Investors include employees, former employees, shareholders and directors of the Advisor and the Fund and friends and family members of such persons. All investments are subject to approval of the Advisor, and all investors must complete and submit the necessary account registration forms in good order. The Portfolios generally are available for investment only to U.S. citizens, U.S. residents, and U.S. domestic corporations, partnerships, trusts, or other entities. For purposes of this limitation, U.S. citizens and U.S. residents must reside in the U.S. and U.S. domestic corporations, partnerships, trusts, and other entities must have a U.S. address of record. The Fund reserves the right to reject any initial or additional investment and to suspend the offering of shares of any Portfolio.

All purchases must be received in good order. “Good order” with respect to the purchase of shares means that (1) a fully completed and properly signed Account Registration Form and any additional supporting legal documentation required by the Advisor and/or transfer agent have been received in legible form, and (2) the transfer agent has been notified of the purchase, no later than the close of regular trading on the New York Stock Exchange (“NYSE”) (normally, 4:00 p.m. ET) (“Market Close”) on the day of the purchase. It is the investor or financial intermediary’s responsibility to ensure notification is received in good order by the transfer agent prior to the Market Close on the purchase date.

Under certain conditions, Portfolios may accept and process purchase orders after the close of the NYSE on days that the NYSE unexpectedly closes early and may accept orders on a business day that the NYSE is unexpectedly closed. All orders will be processed at the next determined net asset value per share.

Payment

Payment of the total amount due should be made in U.S. dollars. If your payment is not received on settlement date, your purchase may be canceled. If an order to purchase shares must be canceled due to nonpayment, the purchaser will be responsible for any loss incurred by the Fund arising out of such cancellation. To recover any such loss, the Fund reserves the right to redeem shares owned by any purchaser whose order is canceled, and such purchaser may be prohibited or restricted in the manner of placing further orders.

Purchase by wire

Investors having an account with a bank that is a member or a correspondent of a member of the Federal Reserve System may purchase shares by wire after providing notification to the transfer agent by an approved method. The transfer agent can be reached by phone at (888) 576-1167. Notification must include the account number, account name, Portfolio number, trade date and purchase amount. On or before settlement date, the investor paying by wire must request their bank to transmit immediately available funds (federal funds) by wire to the Fund's custodian for the account of DFA Investment Dimensions Group Inc. (specify the Portfolio) or, with regard to purchases of the DFA International Value Portfolio, for the account of Dimensional Investment Group Inc. Additional investments also may be made through the wire procedure by first notifying the transfer agent. If your payment is not received on settlement date, your purchase may be canceled.

Institutional Class shares also may be purchased and sold by individuals through securities firms that may charge a service fee or commission for such transactions. No such fee or commission is charged on shares that are purchased or redeemed directly from the Fund. Investors who are clients of investment advisory organizations may also be subject to investment advisory fees under their own arrangements with such organizations.

IN-KIND PURCHASES

If accepted by the Fund, Institutional Class shares of the Portfolios may be purchased in exchange for securities that are eligible for acquisition by the Portfolios (or their corresponding Master Funds or Underlying Funds) or otherwise represented in their portfolios as described in this Prospectus or as otherwise consistent with the Fund's policies or procedures or in exchange for local currencies in which such securities of the Portfolios, or the Master Funds are denominated. Securities and local currencies accepted by the Fund for exchange and Fund shares to be issued in the exchange will be valued as set forth under "**VALUATION OF SHARES**" at the time of the next determination of net asset value after such acceptance. All dividends, interest, subscription, or other rights pertaining to such securities shall become the property of the Portfolio whose shares are being acquired and must be delivered to the Fund by the investor upon receipt from the issuer. Investors who desire to purchase shares of the Portfolios with local currencies should first contact the Advisor.

The Fund will not accept securities in exchange for Institutional Class shares of a Portfolio unless: (1) such securities are, at the time of the exchange, eligible to be included, or otherwise represented, in the Portfolio whose shares are to be issued (or in its corresponding Master Fund or Underlying Funds) and current market values are available for such securities based on the Fund's valuation procedures; (2) the investor represents and agrees that all securities offered to be exchanged are not subject to any restrictions upon their sale by the Portfolio under the Securities Act of 1933 or under the laws of the country in which the principal market for such securities exists, or otherwise; and (3) at the discretion of the Fund, the value of any such security (except U.S. government securities) being exchanged, together with other securities of the same issuer owned by the Portfolio, Master Fund or Underlying Fund, may not exceed 5% of the net assets of the Portfolio, Master Fund or Underlying Fund immediately after the transaction, however, this last limitation does not apply to the International Small Company Portfolio.

A gain or loss for federal income tax purposes will generally be realized by investors who are subject to federal taxation upon the exchange depending upon the cost of the securities or local currency exchanged. Investors interested in such exchanges should contact the Advisor. Purchases of Institutional Class shares will be made in full and fractional shares calculated to three decimal places. In the interest of economy and convenience, certificates for shares will not be issued.

Policy Regarding Excessive Short-Term Trading

Each Portfolio's Institutional Class shares are designed for long-term investors (except as described below) and are not intended for investors that engage in excessive short-term trading activity that may be harmful to the Portfolio, including but not limited to market timing. Excessive short-term trading into and out of a Portfolio's Institutional Class shares can disrupt portfolio management strategies, harm performance, and increase Portfolio expenses for all shareholders, including long-term shareholders who do not generate these costs.

In addition, certain Portfolios and Master Funds may be more susceptible to the risks of short-term trading than other Portfolios and Master Funds. The nature of the holdings of the International Portfolios and International Master Funds may present opportunities for a shareholder to engage in a short-term trading strategy that exploits possible

delays between changes in the price of a Portfolio's or Master Fund's holdings and the reflection of those changes in the Portfolio's net asset value (called "arbitrage market timing"). Such delays may occur because a Portfolio or its Master Fund, if applicable, has significant investments in foreign securities where, due to time zone differences, the values of those securities are established some time before the Portfolio and/or the Master Fund calculate their net asset values. In such circumstances, the available market prices for such foreign securities may not accurately reflect the latest indications of value at the time the International Portfolio calculates its net asset value. There is a possibility that arbitrage market timing may dilute the value of a Portfolio's shares if redeeming shareholders receive proceeds (and purchasing shareholders receive shares) based upon a net asset value that does not reflect appropriate fair value prices.

The Board has adopted a policy (the "Trading Policy") and the Advisor and DFA Securities LLC (collectively, "Dimensional") and Dimensional's agents have implemented the following procedures, which are designed to discourage and prevent market timing or excessive short-term trading in the Portfolios: (i) trade activity monitoring and purchase blocking procedures, and (ii) use of fair value pricing.

The Fund, Dimensional and their agents monitor trades and flows of money in and out of the Portfolios' Institutional Class shares from time to time in an effort to detect excessive short-term trading activities, and for consistent enforcement of the Trading Policy. The Fund reserves the right to take the actions necessary to stop excessive or disruptive trading activities, including refusing or canceling purchase or exchange orders for any reason, without prior notice, particularly purchase or exchange orders that the Fund believes are made on behalf of market timers. The Fund, Dimensional and their agents reserve the right to restrict, refuse or cancel any purchase or exchange request made by an investor indefinitely if the Fund or Dimensional believes that any combination of trading activity in the accounts is potentially disruptive to a Portfolio. In making such judgments, the Fund and Dimensional seek to act in a manner that is consistent with the interests of shareholders. For purposes of applying these procedures, Dimensional may consider an investor's trading history in a Portfolio's Institutional Class shares, and accounts under common ownership, influence or control.

In addition to the Fund's general ability to restrict potentially disruptive trading activity as described above, the Fund also has adopted purchase blocking procedures. Under the Fund's purchase blocking procedures, where an investor has engaged in any two purchases and two redemptions (including redemptions that are part of an exchange transaction) in a Portfolio's Institutional Class shares in any rolling 30 calendar day monitoring period (i.e., two "round trips"), the Fund and Dimensional intend to block the investor from making any additional purchases in the Portfolio for 90 calendar days (a "purchase block"). If implemented, a purchase block will begin at some point after the transaction that caused the investor to have engaged in the prohibited two round-trips is detected by the Fund, Dimensional, or their agents. The Fund and Dimensional are permitted to implement a longer purchase block, or permanently bar future purchases by an investor, if they determine that it is appropriate.

Under the Fund's purchase blocking procedures, the following purchases and redemptions will not trigger a purchase block: (i) purchases and redemptions of shares having a value in each transaction of less than \$25,000; (ii) purchases and redemptions by U.S. registered investment companies that operate as funds of funds and non-U.S. investment companies that operate as fund of funds that the Fund or Dimensional, in their sole discretion, have determined are not designed and/or are not serving as vehicles for excessive short-term or other disruptive trading (in each case, the fund of funds shall agree to be subject to monitoring by Dimensional); (iii) purchases and redemptions by a feeder portfolio of a master fund's shares; (iv) systematic or automated transactions where the shareholder, financial advisor or investment fiduciary does not exercise direct control over the investment decision; (v) retirement plan contributions, loans, loan repayments and distributions (including hardship withdrawals) identified as such in the retirement plan recordkeeper's system; (vi) purchase transactions involving transfers of assets, rollovers, Roth IRA conversions and IRA recharacterizations; (vii) purchases of Institutional Class shares with Portfolio dividends or capital gain distributions; (viii) transfers and reregistrations of shares within the same Portfolio; and (ix) transactions by 529 Plans. Notwithstanding the Fund's purchase blocking procedures, all transactions in a Portfolio's Institutional Class shares are subject to the right of the Fund and Dimensional to restrict potentially disruptive trading activity (including purchases and redemptions described above that will not be subject to the purchase blocking procedures).

The Fund, Dimensional or their designees have the ability, pursuant to Rule 22c-2 under the 1940 Act, to request information from financial intermediaries, such as 401(k) plan administrators, trust companies and broker-dealers (together, "Intermediaries"), concerning trades placed in omnibus and other multi-investor accounts (together, "Omnibus Accounts"), in order to attempt to monitor trades that are placed by the underlying shareholders of these

Omnibus Accounts. The Fund, Dimensional and their designees will use the information obtained from the Intermediaries to monitor trading in the Fund and to attempt to identify shareholders in Omnibus Accounts engaged in trading that is inconsistent with the Trading Policy or otherwise not in the best interests of the Fund. The Fund, Dimensional or their designees, when they detect trading patterns in shares of the portfolios of the Fund that may constitute short-term or excessive trading, will provide written instructions to the Intermediary to restrict or prohibit further purchases or exchanges of Institutional Class shares of the Portfolios (and other portfolios of the Fund) by a shareholder that has been identified as having engaged in excessive or short-term transactions in the Portfolios' Institutional Class shares (directly or indirectly through the Intermediary's account) that violate the Trading Policy.

The ability of the Fund and Dimensional to impose these limitations, including the purchase blocking procedures, on investors investing through Intermediaries is dependent on the receipt of information necessary to identify transactions by the underlying investors and the Intermediary's cooperation in implementing the Trading Policy. Investors seeking to engage in excessive short-term trading practices may deploy a variety of strategies to avoid detection, and despite the efforts of the Fund and Dimensional to prevent excessive short-term trading, there is no assurance that the Fund, Dimensional or their agents will be able to identify those shareholders or curtail their trading practices. The ability of the Fund, Dimensional and their agents to detect and limit excessive short-term trading also may be restricted by operational systems and technological limitations.

Transactions in certain rebalancing programs and asset allocation programs, or fund-of-funds products, may be exempt from the Trading Policy subject to approval by the CCO. In addition, the purchase blocking procedures will not apply to a redemption transaction in which a Portfolio distributes portfolio securities to a shareholder in-kind, where the redemption will not disrupt the efficient portfolio management of the Portfolio/Master Fund/Underlying Fund and the redemption is consistent with the interests of the remaining shareholders of the Portfolio/Master Fund/Underlying Fund.

The purchase blocking procedures of the Trading Policy do not apply to shareholders whose Institutional Class shares are held on the books of certain Intermediaries that have not expressly adopted procedures to implement this Policy. The Fund and Dimensional may work with Intermediaries to implement purchase blocking procedures or other procedures that the Fund and Dimensional determine are reasonably designed to achieve the objective of this Trading Policy. At the time the Intermediaries adopt these procedures, shareholders whose accounts are on the books of such Intermediaries will be subject to the Trading Policy's purchase blocking procedures or another frequent trading policy that achieves the objective of the purchase blocking procedures. Investors that invest in a Portfolio through an Intermediary should contact the Intermediary for information concerning the policies and procedures that apply to the investor.

As of the date of this Prospectus, the ability of the Fund and Dimensional to apply the purchase blocking procedures on purchases by all investors and the ability of the Fund and Dimensional to monitor trades through Omnibus Accounts maintained by Intermediaries may be restricted due to systems limitations of both the Fund's service providers and the Intermediaries. The Fund expects that the application of the Trading Policy as described above, including the purchase blocking procedures (subject to the limitations described above), will be able to be implemented by Intermediaries in compliance with Rule 22c-2 under the 1940 Act.

In addition to monitoring trade activity, the Board has approved fair value pricing procedures that govern the pricing of the securities of the Portfolios, Master Funds and Underlying Funds. These procedures are designed to help ensure that the prices at which Portfolio shares are purchased and redeemed are fair, and do not result in dilution of shareholder interests or other harm to shareholders. See the discussion under **"VALUATION OF SHARES—Net Asset Value"** for additional details regarding fair value pricing of the Portfolios' securities.

Although the procedures are designed to discourage excessive short-term trading, none of the procedures individually nor all of the procedures taken together can completely eliminate the possibility that excessive short-term trading activity in a Portfolio's Institutional Class shares may occur. The Portfolios, Master Funds and Underlying Funds do not knowingly accommodate excessive or disruptive trading activities, including market timing.

Valuation of Shares

NET ASSET VALUE

The following discussion applies to the Portfolios, to the extent a Portfolio operates as a Fund of Funds, its Underlying Funds, and to the extent a Portfolio operates as a Feeder Fund, its Master Fund. The value of each class of shares of each Non-Feeder Portfolio will fluctuate in relation to its own investment experience. The value of the shares of the Feeder Portfolios and Funds of Funds will fluctuate in relation to the investment experience of the Master Fund or Underlying Funds in which such Portfolios invest. The net asset value per share of each class of a Portfolio is calculated after the close of the NYSE (normally, 4:00 p.m. ET) by dividing the total value of the investments and other assets, less any liabilities, allocated to the share class by the total outstanding shares of such class of the respective Portfolio. Each Portfolio generally calculates its net asset value per share and accepts purchase and redemption orders on days that the NYSE is open for trading. *Note:* The time at which transactions and shares are priced may be changed in case of an emergency or if the NYSE closes at a time other than 4:00 p.m. ET.

Securities held by the Portfolios will be valued in accordance with applicable laws and procedures approved by the Board, and generally, as described below.

Equity securities held by the Portfolios (including exchange-traded investment companies and over-the-counter securities) are valued at the last quoted sale price of the day. Securities held by the Portfolios that are listed on Nasdaq Global Market® (“Nasdaq”) are valued at the Nasdaq Official Closing Price (“NOCP”). If there is no last reported sale price or NOCP of the day, the Portfolios value the securities at the mean between the most recent quoted bid and asked prices. Price information on listed securities is taken from the exchange where the security is primarily traded. Generally, options will be valued using the same pricing methods discussed above.

Generally, securities issued by open-end investment companies (excluding exchange-traded investment companies) are valued using their respective net asset values or public offering prices, as appropriate, for purchase orders placed at the close of the NYSE.

Debt securities will be valued on the basis of prices provided by one or more pricing services or other reasonably reliable sources, including broker/dealers that typically handle the purchase and sale of such securities using data, reflecting the earlier closing of the principal markets for those securities. Securities which are traded over-the-counter and on a stock exchange generally will be valued according to the broadest and most representative market, and it is expected that for bonds and other fixed income securities, this ordinarily will be the over-the-counter market. Net asset value includes interest on fixed income securities which is accrued daily.

The value of the securities and other assets of the Portfolios for which no market quotations are readily available (including restricted securities), or for which market quotations have become unreliable, are determined in good faith at fair value in accordance with Rule 2a-5 under the 1940 Act pursuant to procedures approved by the Board. Fair value pricing may also be used if events that have a significant effect on the value of an investment (as determined in the discretion of the Advisor) occur before the net asset value is calculated. When fair value pricing is used, the prices of securities used by the Portfolios may differ from the quoted or published prices for the same securities on their primary markets or exchanges.

Valuing securities at fair value involves greater reliance on judgment than valuing securities that have readily available market quotations. There can be no assurance that a Portfolio could obtain the fair value assigned to a security if it were to sell the security at approximately the time at which the Portfolio determines its net asset value per share. As a result, the sale or redemption by a Portfolio of its shares at net asset value, at a time when a holding or holdings are valued at fair value, may have the effect of diluting or increasing the economic interest of existing shareholders.

To the extent that a Portfolio holds large numbers of securities, it is likely that it will have a larger number of securities that may be deemed illiquid and therefore must be valued pursuant to fair value pricing procedures approved by the Board than would a fund that holds a smaller number of securities. Portfolios that invest in small capitalization companies are more likely to hold illiquid securities than would a fund that invests in larger capitalization companies.

As of the date of this Prospectus, the Portfolios holding foreign equity securities will also fair value in the circumstances described below. Generally, trading in foreign securities markets is completed each day at various times before the close of the NYSE. For example, trading in the Japanese securities markets is completed each day at the close of the Tokyo Stock Exchange (normally 2:00 a.m. ET), which is fourteen hours before the close of the NYSE (normally 4:00 p.m. ET) and the time that the net asset values of the Portfolios are computed. Due to the time differences between the closings of the relevant foreign securities exchanges and the time the Portfolios price their shares at the close of the NYSE, the Portfolios will fair value their foreign investments when it is determined that the market quotations for the foreign investments are either unreliable or not readily available. The fair value prices will attempt to reflect the impact of the U.S. financial markets' perceptions and trading activities on the Portfolios' foreign investments since the last closing prices of the foreign investments were calculated on their primary foreign securities markets or exchanges. For these purposes, the Advisor has determined that movements in relevant indices or other appropriate market indicators, after the close of the Tokyo Stock Exchange or the London Stock Exchange, demonstrate that market quotations may be unreliable, and may trigger fair value pricing. Consequently, fair valuation of portfolio securities may occur on a daily basis. The fair value pricing by the Portfolios utilizes data furnished by an independent pricing service (and that data draws upon, among other information, the market values of foreign investments). When the Portfolios use fair value pricing, the values assigned to the Portfolios' foreign investments may not be the quoted or published prices of the investments on their primary markets or exchanges. The Advisor monitors the operation of the method used to fair value price the Portfolios' foreign investments.

The net asset value per share of the Portfolios is expressed in U.S. dollars by translating the net assets of the Portfolios using the mean of the most recent bid and asked prices for the dollar as quoted by generally recognized reliable sources. Since the Portfolios own securities that are primarily traded in foreign markets which may trade on days when the Portfolios do not price their shares, the net asset value of the Portfolios may change on days when shareholders will not be able to purchase or redeem shares.

Certain of the securities holdings of the DFA International Real Estate Securities Portfolio, DFA Global Real Estate Securities Portfolio, International High Relative Profitability Portfolio, World ex U.S. Value Portfolio, World ex U.S. Core Equity Portfolio, World Core Equity Portfolio, the Emerging Markets Series, Emerging Markets Small Cap Series, the Emerging Markets Value Fund, Emerging Markets Core Equity 2 Portfolio, Emerging Markets ex China Core Equity Portfolio and the Emerging Markets Targeted Value Portfolio in Approved Markets may be subject to tax, investment, and currency repatriation regulations of the Approved Markets that could have a material effect on the values of the securities. For example, a Portfolio might be subject to different levels of taxation on current income and realized gains depending upon the holding period of the securities. In general, a longer holding period (e.g., 5 years) may result in the imposition of lower tax rates than a shorter holding period (e.g., 1 year). A Portfolio may also be subject to certain contractual arrangements with investment authorities in an Approved Market that require the Portfolio to maintain minimum holding periods or to limit the extent of repatriation of income and realized gains.

Futures contracts are valued using the settlement price established each day on the exchange on which they are traded. The value of such futures contracts held by the Portfolios is determined each day as of such close. In the absence of prices that are readily available as defined in Rule 2a-5, the futures contract will be valued in good faith at fair value in accordance with procedures approved by the Board.

PUBLIC OFFERING PRICE

Provided that the transfer agent has received the investor's purchase order in good order as described in "**PURCHASE OF SHARES**," Institutional Class shares of the Portfolio selected will be priced at the public offering price, which is the net asset value of the shares next determined after receipt of such order. The transfer agent or the Fund may, from time to time, appoint sub-transfer agents or various financial intermediaries ("Intermediaries") for the receipt of purchase orders, redemption orders, and funds from certain investors. Intermediaries, in turn, are authorized to designate other financial intermediaries ("Sub-designees") to receive purchase and redemption orders for the Portfolios' Institutional Class shares from investors. With respect to such investors, the Institutional Class shares of a Portfolio will be priced at the public offering price calculated after receipt of the purchase order by the Intermediary or Sub-designee, as applicable, that is authorized to receive purchase orders. If the investor buys shares through an Intermediary or Sub-designee, the purchase price will be the public offering price next calculated after the Intermediary or Sub-designee, as applicable, receives the order, rather than on the day the custodian receives the investor's payment (provided that the Intermediary or Sub-designee, as applicable, has received the investor's purchase order in good order, and the investor has complied with the Intermediary's or Sub-designee's

payment procedures). No reimbursement fee or sales charge is imposed on purchases. If an order to purchase Institutional Class shares must be canceled due to non-payment, the purchaser will be responsible for any loss incurred by a Portfolio arising out of such cancellation. The Fund reserves the right to redeem Institutional Class shares owned by any purchaser whose order is canceled to recover any resulting loss to a Portfolio and may prohibit or restrict the manner in which such purchaser may place further orders.

When authorized by the Fund, certain financial institutions purchasing a Portfolio's Institutional Class shares on behalf of customers or plan participants may place a purchase order unaccompanied by payment. Payment for these shares must be received by the time designated by the Fund (not to exceed the period established for settlement under applicable regulations). If payment is not received by this time, the order may be canceled. The financial institution is responsible for any costs or losses incurred by the Fund if payment is not received or delayed.

Exchange of Shares

Investors may exchange Institutional Class shares of a Portfolio for Institutional Class shares of another eligible portfolio by first contacting the Portfolio's transfer agent at (888) 576-1167 to notify the transfer agent of the proposed exchange and then sending a letter of instruction to the transfer agent by an approved method. Shareholders that invest in a Portfolio through a financial intermediary should contact their financial intermediary for information regarding exchanges.

Exchanges are accepted into those portfolios that are eligible for the exchange privilege, subject to the purchase requirement set forth in the applicable portfolio's prospectus. Investors may contact the transfer agent at the above-listed phone number for more information on such exchanges, for a list of those portfolios that accept exchanges, and to request a copy of the prospectuses of other portfolios of the Fund that may be offered in an exchange. There is no fee imposed on an exchange. However, the Fund reserves the right to impose an administrative fee in order to cover the costs incurred in processing an exchange. Any such fee will be disclosed in the Prospectus. An exchange is treated as a redemption and a purchase. Therefore, an investor could realize a taxable gain or a loss on the transaction. The Fund reserves the right to revise or terminate the exchange privilege, or limit the amount of or reject any exchange, as deemed necessary, at any time.

The exchange privilege is not intended to afford shareholders a way to speculate on short-term movements in the markets. Accordingly, in order to prevent excessive use of the exchange privilege that may potentially disrupt the management of a Portfolio or otherwise adversely affect the Fund, any proposed exchange is subject to the approval of the Advisor. Such approval will depend on: (i) the size of the proposed exchange; (ii) the prior number of exchanges by that shareholder; (iii) the nature of the underlying securities and the cash position of the portfolios involved in the proposed exchange; (iv) the transaction costs involved in processing the exchange; and (v) the total number of redemptions by exchange already made out of a Portfolio. Excessive use of the exchange privilege is defined as any pattern of exchanges among portfolios by an investor that evidences market timing.

The redemption and purchase prices of Institutional Class shares redeemed and purchased by exchange, respectively, are the net asset values next determined after the transfer agent has received a letter of instruction in good order. "Good order" means a completed letter of instruction specifying the dollar amount to be exchanged, signed by all registered owners (or representatives thereof) of the shares; and if the Fund does not have on file the authorized signatures for the account, proof of authority. Exchanges will be accepted only if the Institutional Class shares of the Portfolio being acquired are registered in the investor's state of residence.

Redemption of Shares

REDEMPTION PROCEDURE

Investors who desire to redeem Institutional Class shares of a Portfolio must first contact the Portfolio's transfer agent at (888) 576-1167. Shareholders who invest in the Portfolios through a financial intermediary should contact their financial intermediary regarding redemption procedures. Each Portfolio will redeem Institutional Class shares at the net asset value of such shares next determined, after receipt of a written request for redemption in good order, by the transfer agent (or by an Intermediary or a Sub-designee, if applicable). "Good order" means that the request to redeem Institutional Class shares must include all necessary documentation, to be received in writing by the transfer agent no later than the close of regular trading on the NYSE (normally, 4:00 p.m. ET) ("Market Close"),

including but not limited to, a letter of instruction specifying the number of shares or dollar amount to be redeemed, signed by all registered owners (or representatives thereof) of the shares and, if a Fund does not have on file the authorized signatures for the account, proof of authority. It is the investor or financial intermediary's responsibility to ensure notification is received in good order by the transfer agent prior to the Market Close on the redemption date.

Under certain conditions, Portfolios may accept and process redemption orders after the close of the NYSE on days that the NYSE unexpectedly closes early and may accept orders on a business day that the NYSE is unexpectedly closed. All orders will be processed at the next determined net asset value per share.

Shareholders redeeming Institutional Class shares who do not already have an agreement in place with a Fund and have authorized redemption payment by wire in writing, may request that redemption proceeds be paid in federal funds wired to the bank they have designated in writing. The Funds reserve the right to send redemption proceeds by check in their discretion; a shareholder may request overnight delivery of such check at the shareholder's own expense. If the proceeds are to be wired to a bank account that differs from the standing instructions on file, or paid by check to an address other than the address of record, the transfer agent may request a Medallion Signature Guarantee. If the proceeds are wired to the shareholder's account at a bank that is not a member of the Federal Reserve System, there could be a delay in crediting the funds to the shareholder's bank account. The Funds reserve the right at any time to suspend or terminate the redemption by wire procedure after prior notification to shareholders. No fee is charged for redemptions. The redemption of all Institutional Class shares in an account will result in the account being closed. A new Account Registration Form will be required for future investments. See "PURCHASE OF SHARES." In the interests of economy and convenience, certificates for Institutional Class shares are not issued.

For redemption proceeds that are paid directly to an Institutional Class shareholder by a Portfolio, each Portfolio typically expects to send (via check, wire or automated clearing house) redemption payments within 1 business day after receipt of a written request for redemption in good order by the transfer agent. For payments that are made to an intermediary for transmittal to an Institutional Class shareholder, each Portfolio expects to pay redemption proceeds to the intermediary within 1 to 2 business days following the Portfolio's receipt of the redemption order from the intermediary. Under certain circumstances and when deemed in the best interest of a Portfolio, redemption proceeds may take up to seven calendar days to be sent after receipt of the redemption request.

Redemption proceeds will typically be paid by Federal Reserve wire payment. A Portfolio typically expects to satisfy redemption requests from available cash and cash equivalents or the sale of portfolio assets. In certain circumstances, such as stressed market conditions, a Portfolio may use other methods to meet redemptions, including the use of a line of credit or participating in an interfund lending program in reliance on exemptive relief from the SEC. In addition, as described below, a Portfolio reserves the right to meet redemption requests through an in-kind redemption, typically in response to a particularly large redemption, at the request of a client or in stressed market conditions. Also, see "Redemption and Transfer of Shares" in the SAI for information regarding redemption requests that exceed \$250,000 or 1% of the value of a Portfolio's assets, whichever is less.

REDEMPTION OF SMALL ACCOUNTS

With respect to each Portfolio, the Funds reserve the right to redeem an account if the value of the Institutional Class shares in a specific Portfolio is \$500 or less. Before a Fund involuntarily redeems shares from such an account and sends the proceeds to the stockholder, the Fund will give written notice of the redemption to the stockholder at least sixty days before the redemption date. The stockholder will then have sixty days from the date of the notice to make an additional investment in order to bring the value of the Institutional Class shares in the account for a specific Portfolio to more than \$500 and avoid such involuntary redemption. The redemption price to be paid to a stockholder for Institutional Class shares redeemed by a Fund under this right will be the aggregate net asset value of the shares in the account at the close of business on the redemption date.

IN-KIND REDEMPTIONS

When in the best interests of a Portfolio, a Portfolio that is not a Feeder Portfolio or Fund of Funds may also make a redemption payment, in whole or in part, by a distribution of portfolio securities that the Portfolio owns in lieu of cash. When in the best interests of a Feeder Portfolio or Fund of Funds, the Portfolio may make a redemption payment, in whole or in part, by a distribution of portfolio securities that the Feeder Portfolio or Fund of Funds

receives from the Master Fund or Underlying Funds in lieu of cash. Such distributions may be pro rata or another method that is determined to be fair to both the redeeming shareholder and the remaining Institutional Class shareholders in accordance with policies and procedures adopted by a Fund. The securities that the investor receives as redemption proceeds are subject to market risk until the investor liquidates those securities, and, if the proceeds include illiquid securities, the investor will bear the risk of not being able to sell the securities at all. Investors may also incur brokerage charges and other transaction costs selling securities that were received in payment of redemptions. The International Portfolios reserve the right to redeem their shares in the currencies in which their investments (and, in respect of the Feeder Portfolios and Funds of Funds, the currencies in which the investments of the corresponding Master Funds or Underlying Funds) are denominated. Investors may incur charges in converting such securities to dollars and the value of the securities may be affected by currency exchange fluctuations.

The Feeder Portfolios

Other institutional investors, including other mutual funds, may invest in each Master Fund. Accordingly, the expenses of such other funds and, correspondingly, their returns may differ from those of the Feeder Portfolios. Please contact The DFA Investment Trust Company and the Dimensional Emerging Markets Value Fund at 6300 Bee Cave Road, Building One, Austin, TX 78746, (512) 306-7400 for information about the availability of investing in a Master Fund other than through a Feeder Portfolio.

The aggregate amount of expenses for a Feeder Portfolio and the corresponding Master Fund may be greater than it would be if the Portfolio were to invest directly in the securities held by the corresponding Master Fund. However, the total expense ratios for the Feeder Portfolios and the Master Funds are expected to be less over time than such ratios would be if the Portfolios were to invest directly in the underlying securities. This arrangement enables various institutional investors, including the Feeder Portfolios, to pool their assets, which may be expected to result in economies by spreading certain fixed costs over a larger asset base. Each shareholder in a Master Fund, including a Feeder Portfolio, will pay its proportionate share of the expenses of that Master Fund. By investing in shares of the International Master Funds, Global Small Company Portfolio and International Small Company Portfolio will indirectly bear their pro rata share of the operating expenses, management expenses and brokerage costs of such Master Funds, as well as the expense of operating the Portfolio.

The shares of the Master Funds will be offered to institutional investors for the purpose of increasing the funds available for investment, to reduce expenses as a percentage of total assets and to achieve other economies that might be available at higher asset levels. Investment in a Master Fund by other institutional investors offers potential benefits to the Master Funds, and through their investment in the Master Funds, the Feeder Portfolios also. However, such economies and expense reductions might not be achieved, and additional investment opportunities, such as increased diversification, might not be available if other institutions do not invest in the Master Funds. Also, if an institutional investor were to redeem its interest in a Master Fund, the remaining investors in that Master Fund could experience higher pro rata operating expenses, thereby producing lower returns, and the Master Fund's security holdings may become less diverse, resulting in increased risk. Institutional investors that have a greater pro rata ownership interest in a Master Fund than the corresponding Feeder Portfolio could have effective voting control over the operation of the Master Fund.

If the Board of Directors of the relevant Fund determines that it is in the best interest of a Feeder Portfolio, the Feeder Portfolio may withdraw its investment in a Master Fund at any time. Upon any such withdrawal, the Board would consider what action the Portfolio might take, including either seeking to invest its assets in another registered investment company with the same investment objective as the Portfolio, which might not be possible, or retaining an investment advisor to manage the Portfolio's assets in accordance with its own investment objective, possibly at increased cost. Shareholders of a Feeder Portfolio will receive written notice thirty days before the effective date of any change in the investment objective of its corresponding Master Fund. A withdrawal by a Feeder Portfolio of its investment in the corresponding Master Fund could result in a distribution in kind of portfolio securities (as opposed to a cash distribution) to the Portfolio. Should such a distribution occur, the Portfolio could incur brokerage fees or other transaction costs in converting such securities to cash in order to pay redemptions. In addition, a distribution in kind to the Portfolio could result in a less diversified portfolio of investments and could affect adversely the liquidity of the Portfolio. Any net capital gains so realized will be distributed to such a Portfolio's shareholders as described in "**DIVIDENDS, CAPITAL GAINS DISTRIBUTIONS AND TAXES.**"

Disclosure of Portfolio Holdings

Each Portfolio, with respect to the Feeder Portfolios, each Master Fund, and Underlying Fund generally will disclose up to its 25 largest portfolio holdings (or with respect to a Feeder Portfolio, the holdings of its Master Fund) (other than cash and cash equivalents) and the percentages that each of these largest portfolio holdings represent of the total assets of the Portfolio, Master Fund, or Underlying Fund, as of the most recent month-end, online at the Advisor's public website, <https://www.dimensional.com>, within 20 days after the end of each month. Each Portfolio, with respect to the Feeder Portfolios, each Master Fund, and Underlying Fund also generally will disclose its complete portfolio holdings (other than cash and cash equivalents), as of month-end, online at the Advisor's public website, 30 days following the month-end, bi-monthly, or more frequently and at different periods when authorized in accordance with the Portfolios', Master Funds' and Underlying Funds' policies and procedures. Each Portfolio, Master Fund and Underlying Fund may, but is not required to, disclose a list of portfolio securities that generally would be included as proceeds in a redemption in-kind, as frequently as on a daily basis, online at the Advisor's public website. Please consult the SAI for a description of the other policies and procedures that govern disclosure of the portfolio holdings by the Portfolios, Master Funds and Underlying Funds.

Delivery of Shareholder Documents

To eliminate duplicate mailings and reduce expenses, the Portfolios may deliver a single copy of certain shareholder documents, such as this Prospectus and annual and semi-annual reports, to related shareholders at the same address, even if accounts are registered in different names. This practice is known as "householding." The Portfolios will not household personal information documents, such as account statements. If you do not want the mailings of these documents to be combined with those of other members of your household, please call the transfer agent at (888) 576-1167. We will begin sending individual copies of the shareholder documents to you within 30 days of receiving your request.

Financial Highlights

The Financial Highlights table is meant to help you understand each Portfolio's financial performance for the past five years or, if shorter, the period of that Portfolio's operations, as indicated by the table. The total returns in the table represent the rate that you would have earned (or lost) on an investment in the Portfolio, assuming reinvestment of all dividends and distributions. This information has been audited by PricewaterhouseCoopers LLP, whose report, along with the Portfolios' annual financial statements, are included in the Fund's Form N-CSR filed with the SEC. Further information about each Portfolio's performance is contained in the annual report, which is available upon request.

DFA Investment Dimensions Group Inc.

Financial Highlights

(For a share outstanding throughout each period)

	Large Cap International Portfolio				
	Year Ended Oct 31, 2025	Year Ended Oct 31, 2024	Year Ended Oct 31, 2023	Year Ended Oct 31, 2022	Year Ended Oct 31, 2021
Net Asset Value, Beginning of Year	\$27.69	\$23.34	\$21.06	\$27.63	\$20.90
Income from Investment Operations#					
Net Investment Income (Loss)	0.86	0.79	0.76	0.78	0.70
Net Gains (Losses) on Securities (Realized and Unrealized)	5.88	4.45	2.22	(6.54)	6.70
Total from Investment Operations	6.74	5.24	2.98	(5.76)	7.40
Less Distributions:					
Net Investment Income	(0.92)	(0.89)	(0.70)	(0.81)	(0.67)
Total Distributions	(0.92)	(0.89)	(0.70)	(0.81)	(0.67)
Net Asset Value, End of Year	\$33.51	\$27.69	\$23.34	\$21.06	\$27.63
Total Return	24.71%	22.59%	14.00%	(21.12%)	35.55%
Net Assets, End of Year (thousands)	\$7,193,257	\$5,940,835	\$5,118,467	\$4,820,678	\$6,032,181
Ratio of Expenses to Average Net Assets	0.18%	0.17%	0.17%	0.17%	0.19%
Ratio of Expenses to Average Net Assets (Excluding Fees Waived, Expenses Reimbursed by Advisor and Fees Paid Indirectly)	0.18%	0.17%	0.17%	0.17%	0.19%
Ratio of Net Investment Income to Average Net Assets	2.88%	2.92%	3.12%	3.17%	2.65%
Portfolio Turnover Rate	8%	11%	8%	9%	14%

Computed using average shares outstanding.

Dimensional Investment Group Inc.

Financial Highlights

(For a share outstanding throughout each period)

	DFA International Value Portfolio				
	Year Ended Oct 31, 2025	Year Ended Oct 31, 2024	Year Ended Oct 31, 2023	Year Ended Oct 31, 2022	Year Ended Oct 31, 2021
Net Asset Value, Beginning of Year	\$21.22	\$18.17	\$16.19	\$19.80	\$13.54
Income from Investment Operations#					
Net Investment Income (Loss)	0.88	0.78	0.80	0.79	0.62
Net Gains (Losses) on Securities (Realized and Unrealized)	5.80	3.17	1.96	(3.49)	6.23
Total from Investment Operations	6.68	3.95	2.76	(2.70)	6.85
Less Distributions:					
Net Investment Income	(0.84)	(0.90)	(0.78)	(0.87)	(0.59)
Net Realized Gains	—	—	—	(0.04)	—
Total Distributions	(0.84)	(0.90)	(0.78)	(0.91)	(0.59)
Net Asset Value, End of Year	\$27.06	\$21.22	\$18.17	\$16.19	\$19.80
Total Return	32.03%	21.92%	16.93%	(13.90%)	50.90%
Net Assets, End of Year (thousands)	\$11,657,159	\$8,815,216	\$8,238,127	\$7,492,497	\$8,312,480
Ratio of Expenses to Average Net Assets*	0.28%	0.29%	0.29%	0.30%	0.36%
Ratio of Expenses to Average Net Assets (Excluding Fees Waived, Expenses Reimbursed by Advisor)*	0.48%	0.49%	0.49%	0.50%	0.56%
Ratio of Net Investment Income to Average Net Assets	3.73%	3.75%	4.27%	4.30%	3.36%
Portfolio Turnover Rate	13%	13%	13%	15%	9%

Computed using average shares outstanding.

* Represents the combined ratios for the respective portfolio and its respective pro-rata share of its Master Fund.

DFA Investment Dimensions Group Inc.

Financial Highlights

(For a share outstanding throughout each period)

	International Core Equity 2 Portfolio				
	Year Ended Oct 31, 2025	Year Ended Oct 31, 2024	Year Ended Oct 31, 2023	Year Ended Oct 31, 2022	Year Ended Oct 31, 2021
Net Asset Value, Beginning of Year	\$15.95	\$13.53	\$12.22	\$16.35	\$12.08
Income from Investment Operations#					
Net Investment Income (Loss)	0.52	0.48	0.46	0.47	0.40
Net Gains (Losses) on Securities (Realized and Unrealized)	3.64	2.48	1.25	(4.07)	4.24
Total from Investment Operations	4.16	2.96	1.71	(3.60)	4.64
Less Distributions:					
Net Investment Income	(0.57)	(0.54)	(0.40)	(0.53)	(0.37)
Total Distributions	(0.57)	(0.54)	(0.40)	(0.53)	(0.37)
Net Asset Value, End of Year	\$19.54	\$15.95	\$13.53	\$12.22	\$16.35
Total Return	26.48%	22.01%	13.84%	(22.29%)	38.56%
Net Assets, End of Year (thousands)	\$36,806,894	\$30,958,417	\$27,369,353	\$26,208,206	\$34,629,583
Ratio of Expenses to Average Net Assets	0.23%	0.23%	0.23%	0.24%	0.25%
Ratio of Expenses to Average Net Assets (Excluding Fees Waived, Expenses Reimbursed by Advisor and Fees Paid Indirectly)	0.23%	0.23%	0.23%	0.24%	0.25%
Ratio of Net Investment Income to Average Net Assets	3.00%	3.05%	3.21%	3.27%	2.56%
Portfolio Turnover Rate	8%	12%	9%	11%	8%

Computed using average shares outstanding.

DFA Investment Dimensions Group Inc.

Financial Highlights

(For a share outstanding throughout each period)

	Global Small Company Portfolio				
	Year Ended Oct 31, 2025	Year Ended Oct 31, 2024	Year Ended Oct 31, 2023	Year Ended Oct 31, 2022	Year Ended Oct 31, 2021
Net Asset Value, Beginning of Year	\$15.74	\$12.62	\$12.52	\$15.52	\$10.50
Income from Investment Operations#					
Net Investment Income (Loss)	0.27	0.25	0.24	0.23	0.22
Net Gains (Losses) on Securities (Realized and Unrealized)	1.72	3.24	0.02	(2.68)	4.97
Total from Investment Operations	1.99	3.49	0.26	(2.45)	5.19
Less Distributions:					
Net Investment Income	(0.29)	(0.26)	(0.16)	(0.25)	(0.17)
Net Realized Gains	(0.12)	(0.11)	—	(0.30)	—
Total Distributions	(0.41)	(0.37)	(0.16)	(0.55)	(0.17)
Net Asset Value, End of Year	\$17.32	\$15.74	\$12.62	\$12.52	\$15.52
Total Return	12.88%	28.04%	2.05%	(16.32%)	49.81%
Net Assets, End of Year (thousands)	\$109,365	\$97,501	\$73,599	\$82,920	\$99,631
Ratio of Expenses to Average Net Assets ‡^	0.42%	0.42%	0.42%	0.44%	0.47%
Ratio of Expenses to Average Net Assets (Excluding Fees Waived, Expenses Reimbursed by Advisor) ‡^	0.64%	0.65%	0.64%	0.66%	0.71%
Ratio of Net Investment Income to Average Net Assets	1.69%	1.69%	1.81%	1.66%	1.49%
Portfolio Turnover Rate **	8%	14%	18%	13%	14%
‡ The Ratio of Expenses to Average Net Assets is inclusive of acquired fund fees and expenses incurred by the Portfolio indirectly as a result of Portfolio's investment in Underlying Funds as follows:	0.22%	0.22%	0.22%	0.22%	0.24%

Computed using average shares outstanding.

^ Represents the combined ratios for the Portfolio and its pro-rata share of its Master Funds and Underlying Fund.

** Calculated based on weighted average of each of the Portfolio's underlying investments.

DFA Investment Dimensions Group Inc.

Financial Highlights

(For a share outstanding throughout each period)

	International Small Company Portfolio				
	Year Ended Oct 31, 2025	Year Ended Oct 31, 2024	Year Ended Oct 31, 2023	Year Ended Oct 31, 2022	Year Ended Oct 31, 2021
Net Asset Value, Beginning of Year	\$20.15	\$16.90	\$15.93	\$23.29	\$16.84
Income from Investment Operations#					
Net Investment Income (Loss)	0.65	0.56	0.52	0.54	0.41
Net Gains (Losses) on Securities (Realized and Unrealized)	4.60	3.32	1.19	(6.44)	6.42
Total from Investment Operations	5.25	3.88	1.71	(5.90)	6.83
Less Distributions:					
Net Investment Income	(0.73)	(0.63)	(0.53)	(0.67)	(0.38)
Net Realized Gains	—	—	(0.21)	(0.79)	—
Total Distributions	(0.73)	(0.63)	(0.74)	(1.46)	(0.38)
Net Asset Value, End of Year	\$24.67	\$20.15	\$16.90	\$15.93	\$23.29
Total Return	26.50%	23.07%	10.58%	(26.55%)	40.83%
Net Assets, End of Year (thousands)	\$14,012,702	\$12,027,928	\$10,045,487	\$9,320,095	\$13,465,853
Ratio of Expenses to Average Net Assets ‡^	0.39%	0.39%	0.39%	0.41%	0.46%
Ratio of Expenses to Average Net Assets (Excluding Fees Waived, Expenses Reimbursed by Advisor) ‡^	0.39%	0.39%	0.39%	0.41%	0.46%
Ratio of Net Investment Income to Average Net Assets	2.99%	2.82%	2.89%	2.79%	1.90%
Portfolio Turnover Rate **	14%	17%	12%	13%	16%
‡ The Ratio of Expenses to Average Net Assets is inclusive of acquired fund fees and expenses incurred by the Portfolio indirectly as a result of Portfolio's investment in Underlying Funds as follows:	0.12%	0.12%	0.12%	0.12%	0.12%

Computed using average shares outstanding.

^ Represents the combined ratios for the Portfolio and its pro-rata share of its Master Funds.

** Calculated based on weighted average of each of the Portfolio's underlying investments.

DFA Investment Dimensions Group Inc.

Financial Highlights

(For a share outstanding throughout each period)

	Japanese Small Company Portfolio				
	Year Ended Oct 31, 2025	Year Ended Oct 31, 2024	Year Ended Oct 31, 2023	Year Ended Oct 31, 2022	Year Ended Oct 31, 2021
Net Asset Value, Beginning of Year	\$22.73	\$20.96	\$18.69	\$25.80	\$23.39
Income from Investment Operations#					
Net Investment Income (Loss)	0.62	0.52	0.49	0.48	0.44
Net Gains (Losses) on Securities (Realized and Unrealized)	5.20	2.67	2.87	(6.33)	2.51
Total from Investment Operations	5.82	3.19	3.36	(5.85)	2.95
Less Distributions:					
Net Investment Income	(0.70)	(1.03)	(0.26)	(0.53)	(0.54)
Net Realized Gains	—	(0.39)	(0.83)	(0.73)	—
Total Distributions	(0.70)	(1.42)	(1.09)	(1.26)	(0.54)
Net Asset Value, End of Year	\$27.85	\$22.73	\$20.96	\$18.69	\$25.80
Total Return	26.32%	15.64%	18.33%	(23.79%)	12.66%
Net Assets, End of Year (thousands)	\$241,882	\$217,203	\$248,620	\$267,551	\$379,837
Ratio of Expenses to Average Net Assets*	0.40%	0.40%	0.40%	0.42%	0.47%
Ratio of Expenses to Average Net Assets (Excluding Fees Waived, Expenses Reimbursed by Advisor)*	0.50%	0.50%	0.50%	0.52%	0.57%
Ratio of Net Investment Income to Average Net Assets	2.56%	2.31%	2.33%	2.24%	1.69%
Portfolio Turnover Rate	14%	14%	9%	11%	11%

Computed using average shares outstanding.

* Represents the combined ratios for the respective portfolio and its respective pro-rata share of its Master Fund.

DFA Investment Dimensions Group Inc.

Financial Highlights

(For a share outstanding throughout each period)

	Asia Pacific Small Company Portfolio				
	Year Ended Oct 31, 2025	Year Ended Oct 31, 2024	Year Ended Oct 31, 2023	Year Ended Oct 31, 2022	Year Ended Oct 31, 2021
Net Asset Value, Beginning of Year	\$18.49	\$15.90	\$17.39	\$26.94	\$20.13
Income from Investment Operations#					
Net Investment Income (Loss)	0.70	0.59	0.73	0.84	0.75
Net Gains (Losses) on Securities (Realized and Unrealized)	3.68	2.82	(0.46)	(7.40)	6.74
Total from Investment Operations	4.38	3.41	0.27	(6.56)	7.49
Less Distributions:					
Net Investment Income	(0.78)	(0.82)	(0.75)	(1.07)	(0.68)
Net Realized Gains	—	—	(1.01)	(1.92)	—
Total Distributions	(0.78)	(0.82)	(1.76)	(2.99)	(0.68)
Net Asset Value, End of Year	\$22.09	\$18.49	\$15.90	\$17.39	\$26.94
Total Return	24.88%	22.05%	0.37%	(26.90%)	37.81%
Net Assets, End of Year (thousands)	\$184,826	\$153,631	\$163,212	\$230,202	\$381,490
Ratio of Expenses to Average Net Assets*	0.41%	0.41%	0.40%	0.42%	0.48%
Ratio of Expenses to Average Net Assets (Excluding Fees Waived, Expenses Reimbursed by Advisor)*	0.51%	0.51%	0.50%	0.52%	0.58%
Ratio of Net Investment Income to Average Net Assets	3.80%	3.36%	4.08%	3.95%	3.01%
Portfolio Turnover Rate	21%	23%	17%	19%	19%

Computed using average shares outstanding.

* Represents the combined ratios for the respective portfolio and its respective pro-rata share of its Master Fund.

DFA Investment Dimensions Group Inc.

Financial Highlights

(For a share outstanding throughout each period)

	United Kingdom Small Company Portfolio				
	Year Ended Oct 31, 2025	Year Ended Oct 31, 2024	Year Ended Oct 31, 2023	Year Ended Oct 31, 2022	Year Ended Oct 31, 2021
Net Asset Value, Beginning of Year	\$26.71	\$21.17	\$19.89	\$31.72	\$21.35
Income from Investment Operations#					
Net Investment Income (Loss)	1.04	0.85	0.82	0.94	0.58
Net Gains (Losses) on Securities (Realized and Unrealized)	2.45	5.78	0.96	(11.25)	10.31
Total from Investment Operations	3.49	6.63	1.78	(10.31)	10.89
Less Distributions:					
Net Investment Income	(1.17)	(1.09)	(0.50)	(0.97)	(0.52)
Net Realized Gains	—	—	—	(0.55)	—
Total Distributions	(1.17)	(1.09)	(0.50)	(1.52)	(0.52)
Net Asset Value, End of Year	\$29.03	\$26.71	\$21.17	\$19.89	\$31.72
Total Return	13.18%	31.58%	8.78%	(33.62%)	51.31%
Net Assets, End of Year (thousands)	\$22,867	\$20,983	\$18,698	\$18,398	\$44,133
Ratio of Expenses to Average Net Assets*	0.51%	0.51%	0.51%	0.56%	0.59%
Ratio of Expenses to Average Net Assets (Excluding Fees Waived, Expenses Reimbursed by Advisor)*	0.61%	0.61%	0.61%	0.66%	0.74%
Ratio of Net Investment Income to Average Net Assets	3.84%	3.28%	3.50%	3.62%	1.88%
Portfolio Turnover Rate	19%	20%	9%	14%	12%

Computed using average shares outstanding.

* Represents the combined ratios for the respective portfolio and its respective pro-rata share of its Master Fund.

DFA Investment Dimensions Group Inc.

Financial Highlights

(For a share outstanding throughout each period)

	Continental Small Company Portfolio				
	Year Ended Oct 31, 2025	Year Ended Oct 31, 2024	Year Ended Oct 31, 2023	Year Ended Oct 31, 2022	Year Ended Oct 31, 2021
Net Asset Value, Beginning of Year	\$30.92	\$25.68	\$23.75	\$35.27	\$23.82
Income from Investment Operations#					
Net Investment Income (Loss)	0.73	0.86	0.81	0.76	0.57
Net Gains (Losses) on Securities (Realized and Unrealized)	7.09	5.22	1.96	(10.80)	11.45
Total from Investment Operations	7.82	6.08	2.77	(10.04)	12.02
Less Distributions:					
Net Investment Income	(1.57)	(0.84)	(0.84)	(0.80)	(0.57)
Net Realized Gains	—	—	—	(0.68)	—
Total Distributions	(1.57)	(0.84)	(0.84)	(1.48)	(0.57)
Net Asset Value, End of Year	\$37.17	\$30.92	\$25.68	\$23.75	\$35.27
Total Return	26.02%	23.74%	11.43%	(29.26%)	50.70%
Net Assets, End of Year (thousands)	\$115,626	\$796,874	\$657,020	\$616,323	\$867,759
Ratio of Expenses to Average Net Assets*	0.42%	0.40%	0.39%	0.42%	0.47%
Ratio of Expenses to Average Net Assets (Excluding Fees Waived, Expenses Reimbursed by Advisor)*	0.52%	0.50%	0.49%	0.52%	0.57%
Ratio of Net Investment Income to Average Net Assets	2.29%	2.82%	2.88%	2.61%	1.76%
Portfolio Turnover Rate	10%	16%	11%	11%	17%

Computed using average shares outstanding.

* Represents the combined ratios for the respective portfolio and its respective pro-rata share of its Master Fund.

DFA Investment Dimensions Group Inc.

Financial Highlights

(For a share outstanding throughout each period)

	DFA International Real Estate Securities Portfolio				
	Year Ended Oct 31, 2025	Year Ended Oct 31, 2024	Year Ended Oct 31, 2023	Year Ended Oct 31, 2022	Year Ended Oct 31, 2021
Net Asset Value, Beginning of Year	\$3.74	\$3.26	\$3.38	\$5.04	\$3.77
Income from Investment Operations#					
Net Investment Income (Loss)	0.16	0.15	0.16	0.15	0.16
Net Gains (Losses) on Securities (Realized and Unrealized)	0.29	0.52	(0.28)	(1.44)	1.11
Total from Investment Operations	0.45	0.67	(0.12)	(1.29)	1.27
Less Distributions:					
Net Investment Income	(0.20)	(0.19)	—	(0.37)	—
Total Distributions	(0.20)	(0.19)	—	(0.37)	—
Net Asset Value, End of Year	\$3.99	\$3.74	\$3.26	\$3.38	\$5.04
Total Return	13.08%	20.91%	(3.55%)	(27.50%)	33.69%
Net Assets, End of Year (thousands)	\$3,348,615	\$3,410,481	\$3,514,043	\$4,452,148	\$5,987,464
Ratio of Expenses to Average Net Assets	0.27%	0.27%	0.26%	0.27%	0.27%
Ratio of Expenses to Average Net Assets (Excluding Fees Waived, Expenses Reimbursed by Advisor and Fees Paid Indirectly)	0.28%	0.27%	0.27%	0.27%	0.27%
Ratio of Net Investment Income to Average Net Assets	4.32%	4.22%	4.30%	3.67%	3.29%
Portfolio Turnover Rate	3%	4%	6%	6%	8%

Computed using average shares outstanding.

DFA Investment Dimensions Group Inc.

Financial Highlights

(For a share outstanding throughout each period)

	DFA Global Real Estate Securities Portfolio				
	Year Ended Oct 31, 2025	Year Ended Oct 31, 2024	Year Ended Oct 31, 2023	Year Ended Oct 31, 2022	Year Ended Oct 31, 2021
Net Asset Value, Beginning of Year	\$11.05	\$8.76	\$9.86	\$13.29	\$9.57
Income from Investment Operations#					
Net Investment Income (Loss)	0.39	0.39	0.21	0.49	0.16
Net Gains (Losses) on Securities (Realized and Unrealized)	(0.21)	2.24	(0.76)	(3.32)	3.80
Total from Investment Operations	0.18	2.63	(0.55)	(2.83)	3.96
Less Distributions:					
Net Investment Income	(0.38)	(0.34)	(0.14)	(0.48)	(0.20)
Net Realized Gains	—	—	(0.41)	(0.12)	(0.04)
Total Distributions	(0.38)	(0.34)	(0.55)	(0.60)	(0.24)
Net Asset Value, End of Year	\$10.85	\$11.05	\$8.76	\$9.86	\$13.29
Total Return	1.77%	30.50%	(6.27%)	(22.34%)	42.08%
Net Assets, End of Year (thousands)	\$7,059,143	\$7,595,939	\$6,661,881	\$7,871,073	\$10,537,586
Ratio of Expenses to Average Net Assets ‡^	0.22%	0.22%	0.23%	0.24%	0.24%
Ratio of Expenses to Average Net Assets (Excluding Fees Waived, Expenses Reimbursed by Advisor and Fees Paid Indirectly) ‡^	0.29%	0.28%	0.31%	0.33%	0.34%
Ratio of Net Investment Income to Average Net Assets	3.66%	3.83%	2.12%	4.14%	1.33%
Portfolio Turnover Rate	4%	3%	—%	1%	1%
‡ The Ratio of Expenses to Average Net Assets is inclusive of acquired fund fees and expenses incurred by the Portfolio indirectly as a result of Portfolio's investment in Underlying Funds as follows:	0.07%	0.07%	0.09%	0.10%	0.11%

Computed using average shares outstanding.

^ Represents the combined ratios for the Portfolio and its pro-rata share of its Underlying Funds.

DFA Investment Dimensions Group Inc.

Financial Highlights

(For a share outstanding throughout each period)

	DFA International Small Cap Value Portfolio				
	Year Ended Oct 31, 2025	Year Ended Oct 31, 2024	Year Ended Oct 31, 2023	Year Ended Oct 31, 2022	Year Ended Oct 31, 2021
Net Asset Value, Beginning of Year	\$22.73	\$19.20	\$16.81	\$22.14	\$15.65
Income from Investment Operations#					
Net Investment Income (Loss)	0.94	0.71	0.66	0.61	0.44
Net Gains (Losses) on Securities (Realized and Unrealized)	7.68	3.73	2.33	(5.05)	6.48
Total from Investment Operations	8.62	4.44	2.99	(4.44)	6.92
Less Distributions:					
Net Investment Income	(1.05)	(0.88)	(0.60)	(0.73)	(0.43)
Net Realized Gains	(0.18)	(0.03)	—	(0.16)	—
Total Distributions	(1.23)	(0.91)	(0.60)	(0.89)	(0.43)
Net Asset Value, End of Year	\$30.12	\$22.73	\$19.20	\$16.81	\$22.14
Total Return	39.00%	23.41%	17.80%	(20.53%)	44.61%
Net Assets, End of Year (thousands)	\$13,483,450	\$11,285,138	\$10,041,697	\$9,664,700	\$12,784,711
Ratio of Expenses to Average Net Assets	0.42%	0.43%	0.43%	0.46%	0.53%
Ratio of Expenses to Average Net Assets (Excluding Fees Paid Indirectly)	0.43%	0.43%	0.43%	0.46%	0.53%
Ratio of Net Investment Income to Average Net Assets	3.68%	3.22%	3.35%	3.13%	2.13%
Portfolio Turnover Rate	14%	14%	13%	24%	15%

Computed using average shares outstanding.

DFA Investment Dimensions Group Inc.

Financial Highlights

(For a share outstanding throughout each period)

	International Vector Equity Portfolio				
	Year Ended Oct 31, 2025	Year Ended Oct 31, 2024	Year Ended Oct 31, 2023	Year Ended Oct 31, 2022	Year Ended Oct 31, 2021
Net Asset Value, Beginning of Year	\$13.97	\$11.87	\$10.67	\$14.51	\$10.42
Income from Investment Operations#					
Net Investment Income (Loss)	0.46	0.42	0.40	0.40	0.32
Net Gains (Losses) on Securities (Realized and Unrealized)	3.38	2.19	1.14	(3.52)	4.06
Total from Investment Operations	3.84	2.61	1.54	(3.12)	4.38
Less Distributions:					
Net Investment Income	(0.53)	(0.51)	(0.34)	(0.45)	(0.29)
Net Realized Gains	—	—	—	(0.27)	—
Total Distributions	(0.53)	(0.51)	(0.34)	(0.72)	(0.29)
Net Asset Value, End of Year	\$17.28	\$13.97	\$11.87	\$10.67	\$14.51
Total Return	27.95%	22.15%	14.34%	(22.16%)	42.24%
Net Assets, End of Year (thousands)	\$4,001,552	\$3,429,184	\$3,032,135	\$2,882,931	\$3,716,790
Ratio of Expenses to Average Net Assets	0.30%	0.34%	0.34%	0.36%	0.42%
Ratio of Expenses to Average Net Assets (Excluding Fees Paid Indirectly)	0.31%	0.34%	0.34%	0.36%	0.42%
Ratio of Net Investment Income to Average Net Assets	3.01%	3.06%	3.20%	3.16%	2.35%
Portfolio Turnover Rate	10%	27%	13%	17%	15%

Computed using average shares outstanding.

DFA Investment Dimensions Group Inc.

Financial Highlights

(For a share outstanding throughout each period)

	International High Relative Profitability Portfolio				
	Year Ended Oct 31, 2025	Year Ended Oct 31, 2024	Year Ended Oct 31, 2023	Year Ended Oct 31, 2022	Year Ended Oct 31, 2021
Net Asset Value, Beginning of Year	\$12.91	\$11.20	\$10.12	\$13.73	\$10.64
Income from Investment Operations#					
Net Investment Income (Loss)	0.36	0.32	0.32	0.38	0.30
Net Gains (Losses) on Securities (Realized and Unrealized)	2.18	1.70	1.07	(3.51)	3.08
Total from Investment Operations	2.54	2.02	1.39	(3.13)	3.38
Less Distributions:					
Net Investment Income	(0.31)	(0.31)	(0.31)	(0.37)	(0.29)
Net Realized Gains	—	—	—	(0.11)	—
Total Distributions	(0.31)	(0.31)	(0.31)	(0.48)	(0.29)
Net Asset Value, End of Year	\$15.14	\$12.91	\$11.20	\$10.12	\$13.73
Total Return	19.86%	18.04%	13.58%	(23.22%)	31.85%
Net Assets, End of Year (thousands)	\$1,702,309	\$1,529,047	\$1,473,478	\$1,606,634	\$2,183,724
Ratio of Expenses to Average Net Assets	0.29%	0.30%	0.30%	0.30%	0.30%
Ratio of Expenses to Average Net Assets (Excluding Fees Waived, Expenses Reimbursed by Advisor and Fees Paid Indirectly)	0.30%	0.30%	0.30%	0.30%	0.30%
Ratio of Net Investment Income to Average Net Assets	2.60%	2.45%	2.71%	3.15%	2.30%
Portfolio Turnover Rate	14%	15%	11%	22%	15%

Computed using average shares outstanding.

DFA Investment Dimensions Group Inc.

Financial Highlights

(For a share outstanding throughout each period)

	World Ex U.S. Value Portfolio				
	Year Ended Oct 31, 2025	Year Ended Oct 31, 2024	Year Ended Oct 31, 2023	Year Ended Oct 31, 2022	Year Ended Oct 31, 2021
Net Asset Value, Beginning of Year	\$13.28	\$11.34	\$10.14	\$12.67	\$8.99
Income from Investment Operations#					
Net Investment Income (Loss)	0.52	0.47	0.48	0.47	0.38
Net Gains (Losses) on Securities (Realized and Unrealized)	3.33	2.04	1.20	(2.49)	3.66
Total from Investment Operations	3.85	2.51	1.68	(2.02)	4.04
Less Distributions:					
Net Investment Income	(0.56)	(0.57)	(0.48)	(0.51)	(0.36)
Total Distributions	(0.56)	(0.57)	(0.48)	(0.51)	(0.36)
Net Asset Value, End of Year	\$16.57	\$13.28	\$11.34	\$10.14	\$12.67
Total Return	29.56%	22.36%	16.53%	(16.23%)	45.23%
Net Assets, End of Year (thousands)	\$397,255	\$282,628	\$241,685	\$194,259	\$308,666
Ratio of Expenses to Average Net Assets ‡^	0.37%	0.38%	0.36%	0.40%	0.44%
Ratio of Expenses to Average Net Assets (Excluding Fees Waived, Expenses Reimbursed by Advisor and Fees Paid Indirectly) ‡^	0.56%	0.57%	0.55%	0.59%	0.64%
Ratio of Net Investment Income to Average Net Assets	3.62%	3.65%	4.08%	4.02%	3.14%
Portfolio Turnover Rate **	12%	13%	13%	15%	11%
‡ The Ratio of Expenses to Average Net Assets is inclusive of acquired fund fees and expenses incurred by the Portfolio indirectly as a result of Portfolio's investment in Underlying Funds as follows:	0.19%	0.19%	0.19%	0.19%	0.20%

Computed using average shares outstanding.

^ Represents the combined ratios for the Portfolio and its pro-rata share of its Master Funds and Underlying Fund.

** Calculated based on weighted average of each of the Portfolio's underlying investments.

DFA Investment Dimensions Group Inc.

Financial Highlights

(For a share outstanding throughout each period)

	World Ex U.S. Core Equity Portfolio				
	Year Ended Oct 31, 2025	Year Ended Oct 31, 2024	Year Ended Oct 31, 2023	Year Ended Oct 31, 2022	Year Ended Oct 31, 2021
Net Asset Value, Beginning of Year	\$13.53	\$11.44	\$10.35	\$13.84	\$10.44
Income from Investment Operations#					
Net Investment Income (Loss)	0.41	0.38	0.38	0.40	0.33
Net Gains (Losses) on Securities (Realized and Unrealized)	2.97	2.14	1.08	(3.48)	3.40
Total from Investment Operations	3.38	2.52	1.46	(3.08)	3.73
Less Distributions:					
Net Investment Income	(0.47)	(0.43)	(0.37)	(0.41)	(0.33)
Total Distributions	(0.47)	(0.43)	(0.37)	(0.41)	(0.33)
Net Asset Value, End of Year	\$16.44	\$13.53	\$11.44	\$10.35	\$13.84
Total Return	25.43%	22.10%	14.01%	(22.55%)	35.87%
Net Assets, End of Year (thousands)	\$4,714,458	\$4,066,463	\$3,343,709	\$3,122,060	\$4,089,166
Ratio of Expenses to Average Net Assets	0.30%	0.30%	0.30%	0.30%	0.32%
Ratio of Expenses to Average Net Assets (Excluding Fees Waived, Expenses Reimbursed by Advisor and Fees Paid Indirectly)	0.30%	0.30%	0.30%	0.30%	0.32%
Ratio of Net Investment Income to Average Net Assets	2.86%	2.87%	3.12%	3.25%	2.49%
Portfolio Turnover Rate	8%	18%	10%	12%	6%

Computed using average shares outstanding.

DFA Investment Dimensions Group Inc.

Financial Highlights

(For a share outstanding throughout each period)

	World Core Equity Portfolio				
	Year Ended Oct 31, 2025	Year Ended Oct 31, 2024	Year Ended Oct 31, 2023	Year Ended Oct 31, 2022	Year Ended Oct 31, 2021
Net Asset Value, Beginning of Year	\$24.56	\$19.35	\$18.24	\$22.56	\$16.29
Income from Investment Operations#					
Net Investment Income (Loss)	0.46	0.47	0.39	0.45	0.34
Net Gains (Losses) on Securities (Realized and Unrealized)	4.36	5.44	1.38	(4.15)	6.27
Total from Investment Operations	4.82	5.91	1.77	(3.70)	6.61
Less Distributions:					
Net Investment Income	(0.48)	(0.47)	(0.39)	(0.45)	(0.34)
Net Realized Gains	(0.33)	(0.23)	(0.27)	(0.17)	—
Total Distributions	(0.81)	(0.70)	(0.66)	(0.62)	(0.34)
Net Asset Value, End of Year	\$28.57	\$24.56	\$19.35	\$18.24	\$22.56
Total Return	20.05%	30.94%	9.65%	(16.62%)	40.75%
Net Assets, End of Year (thousands)	\$1,201,053	\$1,129,123	\$957,732	\$949,017	\$1,088,714
Ratio of Expenses to Average Net Assets ‡^	0.27%	0.27%	0.27%	0.27%	0.28%
Ratio of Expenses to Average Net Assets (Excluding Fees Waived, Expenses Reimbursed by Advisor) ‡^	0.44%	0.44%	0.44%	0.45%	0.46%
Ratio of Net Investment Income to Average Net Assets	1.84%	2.06%	1.94%	2.22%	1.64%
Portfolio Turnover Rate	8%	4%	N/A	N/A	N/A
‡ The Ratio of Expenses to Average Net Assets is inclusive of acquired fund fees and expenses incurred by the Portfolio indirectly as a result of Portfolio's investment in Underlying Funds as follows:	0.20%	0.20%	0.20%	0.20%	0.22%

Computed using average shares outstanding.

^ Represents the combined ratios for the Portfolio and its pro-rata share of its Underlying Funds.

DFA Investment Dimensions Group Inc.

Financial Highlights

(For a share outstanding throughout each period)

	Selectively Hedged Global Equity Portfolio				
	Year Ended Oct 31, 2025	Year Ended Oct 31, 2024	Year Ended Oct 31, 2023	Year Ended Oct 31, 2022	Year Ended Oct 31, 2021
Net Asset Value, Beginning of Year	\$22.15	\$18.10	\$18.09	\$22.35	\$16.21
Income from Investment Operations#					
Net Investment Income (Loss)	0.44	0.44	0.37	0.44	0.33
Net Gains (Losses) on Securities (Realized and Unrealized)	3.77	4.80	1.28	(3.29)	6.21
Total from Investment Operations	4.21	5.24	1.65	(2.85)	6.54
Less Distributions:					
Net Investment Income	(0.41)	(0.47)	(1.03)	(0.44)	(0.20)
Net Realized Gains	(0.77)	(0.72)	(0.61)	(0.97)	(0.20)
Total Distributions	(1.18)	(1.19)	(1.64)	(1.41)	(0.40)
Net Asset Value, End of Year	\$25.18	\$22.15	\$18.10	\$18.09	\$22.35
Total Return	19.82%	30.12%	9.43%	(13.65%)	40.81%
Net Assets, End of Year (thousands)	\$342,602	\$298,635	\$255,330	\$270,708	\$348,707
Ratio of Expenses to Average Net Assets ‡^	0.31%	0.32%	0.32%	0.31%	0.32%
Ratio of Expenses to Average Net Assets (Excluding Fees Waived, Expenses Reimbursed by Advisor) ‡^	0.50%	0.51%	0.52%	0.51%	0.53%
Ratio of Net Investment Income to Average Net Assets	2.00%	2.13%	2.02%	2.25%	1.60%
Portfolio Turnover Rate	17%	11%	N/A	N/A	N/A
‡ The Ratio of Expenses to Average Net Assets is inclusive of acquired fund fees and expenses incurred by the Portfolio indirectly as a result of Portfolio's investment in Underlying Funds as follows:	0.23%	0.23%	0.23%	0.24%	0.25%

Computed using average shares outstanding.

^ Represents the combined ratios for the Portfolio and its pro-rata share of its Underlying Funds.

DFA Investment Dimensions Group Inc.

Financial Highlights

(For a share outstanding throughout each period)

	Emerging Markets Portfolio				
	Year Ended Oct 31, 2025	Year Ended Oct 31, 2024	Year Ended Oct 31, 2023	Year Ended Oct 31, 2022	Year Ended Oct 31, 2021
Net Asset Value, Beginning of Year	\$29.78	\$24.94	\$22.78	\$33.05	\$27.64
Income from Investment Operations#					
Net Investment Income (Loss)	0.77	0.73	0.82	0.88	0.74
Net Gains (Losses) on Securities (Realized and Unrealized)	7.36	5.06	2.17	(9.07)	5.32
Total from Investment Operations	8.13	5.79	2.99	(8.19)	6.06
Less Distributions:					
Net Investment Income	(0.94)	(0.95)	(0.77)	(0.91)	(0.65)
Net Realized Gains	—	—	(0.06)	(1.17)	—
Total Distributions	(0.94)	(0.95)	(0.83)	(2.08)	(0.65)
Net Asset Value, End of Year	\$36.97	\$29.78	\$24.94	\$22.78	\$33.05
Total Return	27.82%	23.41%	13.02%	(25.94%)	21.91%
Net Assets, End of Year (thousands)	\$6,363,987	\$5,293,090	\$4,327,065	\$3,938,781	\$6,225,187
Ratio of Expenses to Average Net Assets*	0.36%	0.36%	0.35%	0.36%	0.39%
Ratio of Expenses to Average Net Assets (Excluding Fees Waived, Expenses Reimbursed by Advisor)*	0.46%	0.46%	0.45%	0.46%	0.49%
Ratio of Net Investment Income to Average Net Assets	2.48%	2.54%	3.11%	3.05%	2.19%
Portfolio Turnover Rate	10%	15%	14%	10%	19%

Computed using average shares outstanding.

* Represents the combined ratios for the respective portfolio and its respective pro-rata share of its Master Fund.

DFA Investment Dimensions Group Inc.

Financial Highlights

(For a share outstanding throughout each period)

	Emerging Markets Value Portfolio				
	Year Ended Oct 31, 2025	Year Ended Oct 31, 2024	Year Ended Oct 31, 2023	Year Ended Oct 31, 2022	Year Ended Oct 31, 2021
Net Asset Value, Beginning of Year	\$31.51	\$26.79	\$24.08	\$31.48	\$23.93
Income from Investment Operations#					
Net Investment Income (Loss)	1.09	1.02	1.12	1.32	0.90
Net Gains (Losses) on Securities (Realized and Unrealized)	5.93	5.12	2.68	(7.34)	7.50
Total from Investment Operations	7.02	6.14	3.80	(6.02)	8.40
Less Distributions:					
Net Investment Income	(1.40)	(1.42)	(1.09)	(1.39)	(0.85)
Total Distributions	(1.40)	(1.42)	(1.09)	(1.39)	(0.85)
Net Asset Value, End of Year	\$37.13	\$31.51	\$26.79	\$24.08	\$31.48
Total Return	22.89%	23.14%	15.71%	(19.51%)	35.24%
Net Assets, End of Year (thousands)	\$12,909,569	\$11,012,141	\$9,936,834	\$9,600,125	\$13,258,001
Ratio of Expenses to Average Net Assets*	0.44%	0.45%	0.44%	0.45%	0.49%
Ratio of Expenses to Average Net Assets (Excluding Fees Waived, Expenses Reimbursed by Advisor and Fees Paid Indirectly)*	0.55%	0.55%	0.54%	0.55%	0.59%
Ratio of Net Investment Income to Average Net Assets	3.34%	3.34%	4.03%	4.49%	2.92%
Portfolio Turnover Rate	11%	13%	12%	14%	14%

Computed using average shares outstanding.

* Represents the combined ratios for the respective portfolio and its respective pro-rata share of its Master Fund.

DFA Investment Dimensions Group Inc.

Financial Highlights

(For a share outstanding throughout each period)

	Emerging Markets Targeted Value Portfolio				
	Year Ended Oct 31, 2025	Year Ended Oct 31, 2024	Year Ended Oct 31, 2023	Year Ended Oct 31, 2022	Year Ended Oct 31, 2021
Net Asset Value, Beginning of Period	\$11.87	\$10.27	\$9.29	\$13.13	\$9.71
Income from Investment Operations#					
Net Investment Income (Loss)	0.30	0.26	0.27	0.30	0.28
Net Gains (Losses) on Securities (Realized and Unrealized)	1.87	1.91	1.13	(2.85)	3.39
Total from Investment Operations	2.17	2.17	1.40	(2.55)	3.67
Less Distributions:					
Net Investment Income	(0.51)	(0.39)	(0.24)	(0.42)	(0.23)
Net Realized Gains	—	(0.18)	(0.18)	(0.87)	(0.02)
Total Distributions	(0.51)	(0.57)	(0.42)	(1.29)	(0.25)
Net Asset Value, End of Period	\$13.53	\$11.87	\$10.27	\$9.29	\$13.13
Total Return	19.06%	21.82%	15.20%	(21.40%)	38.29%
Net Assets, End of Period (thousands)	\$305,624	\$264,482	\$219,178	\$189,926	\$234,921
Ratio of Expenses to Average Net Assets	0.58%	0.60%	0.66%	0.66%	0.72%
Ratio of Expenses to Average Net Assets (Excluding Fees Waived, Expenses Reimbursed by Advisor and Fees Paid Indirectly)	0.65%	0.70%	0.67%	0.66%	0.72%
Ratio of Net Investment Income to Average Net Assets	2.47%	2.32%	2.55%	2.72%	2.19%
Portfolio Turnover Rate	21%	30%	24%	28%	29%

Computed using average shares outstanding.

DFA Investment Dimensions Group Inc.

Financial Highlights

(For a share outstanding throughout each period)

	Emerging Markets Small Cap Portfolio				
	Year Ended Oct 31, 2025	Year Ended Oct 31, 2024	Year Ended Oct 31, 2023	Year Ended Oct 31, 2022	Year Ended Oct 31, 2021
Net Asset Value, Beginning of Year	\$24.13	\$20.69	\$18.76	\$26.03	\$19.67
Income from Investment Operations#					
Net Investment Income (Loss)	0.63	0.56	0.55	0.59	0.52
Net Gains (Losses) on Securities (Realized and Unrealized)	3.25	3.64	2.28	(6.16)	6.41
Total from Investment Operations	3.88	4.20	2.83	(5.57)	6.93
Less Distributions:					
Net Investment Income	(0.81)	(0.76)	(0.49)	(1.00)	(0.57)
Net Realized Gains	—	—	(0.41)	(0.70)	—
Total Distributions	(0.81)	(0.76)	(0.90)	(1.70)	(0.57)
Net Asset Value, End of Year	\$27.20	\$24.13	\$20.69	\$18.76	\$26.03
Total Return	16.36%	20.44%	15.09%	(22.57%)	35.51%
Net Assets, End of Year (thousands)	\$3,909,238	\$3,815,970	\$3,804,119	\$3,511,909	\$5,115,924
Ratio of Expenses to Average Net Assets*	0.60%	0.61%	0.59%	0.59%	0.63%
Ratio of Expenses to Average Net Assets (Excluding Fees Waived, Expenses Reimbursed by Advisor)*	0.80%	0.81%	0.79%	0.79%	0.83%
Ratio of Net Investment Income to Average Net Assets	2.61%	2.40%	2.59%	2.57%	2.10%
Portfolio Turnover Rate	11%	13%	19%	12%	16%

Computed using average shares outstanding.

* Represents the combined ratios for the respective portfolio and its respective pro-rata share of its Master Fund.

DFA Investment Dimensions Group Inc.

Financial Highlights

(For a share outstanding throughout each period)

	Emerging Markets Core Equity 2 Portfolio				
	Year Ended Oct 31, 2025	Year Ended Oct 31, 2024	Year Ended Oct 31, 2023	Year Ended Oct 31, 2022	Year Ended Oct 31, 2021
Net Asset Value, Beginning of Period	\$24.31	\$20.32	\$18.13	\$25.16	\$20.34
Income from Investment Operations#					
Net Investment Income (Loss)	0.65	0.62	0.67	0.75	0.57
Net Gains (Losses) on Securities (Realized and Unrealized)	5.01	4.14	2.15	(6.97)	4.76
Total from Investment Operations	5.66	4.76	2.82	(6.22)	5.33
Less Distributions:					
Net Investment Income	(0.87)	(0.77)	(0.63)	(0.81)	(0.51)
Total Distributions	(0.87)	(0.77)	(0.63)	(0.81)	(0.51)
Net Asset Value, End of Period	\$29.10	\$24.31	\$20.32	\$18.13	\$25.16
Total Return	23.82%	23.66%	15.49%	(25.06%)	26.19%
Net Assets, End of Period (thousands)	\$33,314,050	\$28,287,324	\$22,994,927	\$20,968,575	\$29,155,369
Ratio of Expenses to Average Net Assets	0.39%	0.40%	0.39%	0.40%	0.42%
Ratio of Expenses to Average Net Assets (Excluding Fees Waived, Expenses Reimbursed by Advisor and Fees Paid Indirectly)	0.39%	0.40%	0.39%	0.40%	0.42%
Ratio of Net Investment Income to Average Net Assets	2.59%	2.66%	3.18%	3.33%	2.26%
Portfolio Turnover Rate	5%	9%	11%	14%	10%

Computed using average shares outstanding.

DFA Investment Dimensions Group Inc.

Financial Highlights

(For a share outstanding throughout each period)

	Emerging Markets Ex China Core Equity Portfolio			
	Year Ended Oct 31, 2025	Year Ended Oct 31, 2024	Year Ended Oct 31, 2023	Period Nov 15, 2021** to Oct 31, 2022
Net Asset Value, Beginning of Period	\$10.43	\$8.62	\$7.76	\$10.00
Income from Investment Operations#				
Net Investment Income (Loss)	0.26	0.24	0.26	0.28
Net Gains (Losses) on Securities (Realized and Unrealized)	1.84	1.83	0.83	(2.28)
Total from Investment Operations	2.10	2.07	1.09	(2.00)
Less Distributions:				
Net Investment Income	(0.31)	(0.26)	(0.23)	(0.24)
Total Distributions	(0.31)	(0.26)	(0.23)	(0.24)
Net Asset Value, End of Period	\$12.22	\$10.43	\$8.62	\$7.76
Total Return	20.48%	24.04%	14.04%	(20.16%)†
Net Assets, End of Period (thousands)	\$1,236,733	\$900,959	\$571,090	\$424,447
Ratio of Expenses to Average Net Assets	0.43%	0.43%	0.42%	0.43%*@
Ratio of Expenses to Average Net Assets (Excluding Fees Waived, Expenses Reimbursed by Advisor and Fees Paid Indirectly)	0.45%	0.45%	0.47%	0.54%*@
Ratio of Net Investment Income to Average Net Assets	2.43%	2.32%	2.94%	3.20%*@
Portfolio Turnover Rate	27%	15%	16%	41%†

Computed using average shares outstanding.

** Commencement of operations.

† Non-annualized.

* Annualized.

@ Because of commencement of operations and related preliminary transaction costs, these ratios are not necessarily indicative of future ratios.

Other Available Information

You can find more information about the Fund and its Portfolios in the Portfolios' SAI and Annual and Semi-Annual Reports.

Statement of Additional Information

The SAI, incorporated herein by reference, supplements, and is technically part of, this Prospectus. It includes an expanded discussion of investment practices, risks, and fund operations.

Annual and Semi-Annual Reports to Shareholders and Form N-CSR Filed with the SEC

These reports contain additional information about the Portfolios' investments.

The Annual Report also discusses the market conditions and investment strategies that significantly affected the Portfolios in their last fiscal year.

In Form N-CSR, you will find the Portfolios' annual and semi-annual financial statements.

How to get these and other materials:

- Your investment advisor—you are a client of an investment advisor who has invested in the Portfolios on your behalf.
- The Fund—you represent an institutional investor, registered investment advisor or other qualifying investor. Call collect at (512) 306-7400.
- Access them on our website at <https://www.dimensional.com>.
- Access them on the EDGAR Database on the SEC's Internet site at <http://www.sec.gov>.
- Obtain them, after paying a duplicating fee, by electronic request at the following e-mail address: publicinfo@sec.gov.

Dimensional Investment Group Inc. (DFA International Value Portfolio) - Registration No. 811-6067

DFA Investment Dimensions Group Inc. (all other Portfolios) - Registration No. 811-3258

Dimensional Fund Advisors LP

6300 Bee Cave Road, Building One
Austin, TX 78746
(512) 306-7400

DFA-022826-001D

