

DFA INVESTMENT DIMENSIONS GROUP INC.

DFA One-Year Fixed Income Portfolio
DFA Short-Term Government Portfolio
DFA Short-Term Extended Quality Portfolio

DFA Short-Term Municipal Bond Portfolio
DFA California Short-Term Municipal Bond Portfolio
VA Short-Term Fixed Portfolio

DIMENSIONAL INVESTMENT GROUP INC.

DFA Two-Year Fixed Income Portfolio
DFA Two-Year Government Portfolio

DIMENSIONAL ETF TRUST

Dimensional Short-Duration Fixed Income ETF

**SUPPLEMENT TO THE SUMMARY AND STATUTORY
PROSPECTUSES OF EACH OF THE PORTFOLIOS
LISTED ABOVE**

The purpose of this Supplement to the Summary and Statutory Prospectuses dated February 28, 2023, of the portfolios listed above (collectively, the "Portfolios"), each a series of DFA Investment Dimensions Group Inc., Dimensional Investment Group Inc. or Dimensional ETF Trust, is to replace (or add) the footnote to the "Annual Returns" table under the "Performance" section regarding each Portfolio's benchmark(s) with the following:

* ICE BofA index data copyright 2022 ICE Data Indices, LLC. Prior to July 1, 2022, index returns reflect no deduction for transaction costs. Effective July 1, 2022, index returns include transaction costs (as determined and calculated by the index provider), which may be higher or lower than the actual transaction costs incurred by the Portfolio.

The date of this Supplement is March 6, 2023

00284953

Prospectus

February 28, 2023

DFA INVESTMENT DIMENSIONS GROUP INC. / DIMENSIONAL INVESTMENT GROUP INC.

DFA One-Year Fixed Income Portfolio (DFIHX)

DFA Two-Year Fixed Income Portfolio (DFCFX)

DFA Two-Year Government Portfolio (DFYGX)

DFA Two-Year Global Fixed Income Portfolio (DFGFX)

DFA Selectively Hedged Global Fixed Income Portfolio (DFSHX)

DFA Five-Year Global Fixed Income Portfolio (DFGBX)

DFA World ex U.S. Government Fixed Income Portfolio (DWFIX)

DFA Short-Term Government Portfolio (DFFGX)

DFA Intermediate Government Fixed Income Portfolio (DFIGX)

DFA Short-Term Extended Quality Portfolio (DFEQX)

DFA Intermediate-Term Extended Quality Portfolio (DFTEX)

DFA Targeted Credit Portfolio (DTCPX)

DFA Global Core Plus Fixed Income Portfolio (DGCFX)

DFA Investment Grade Portfolio (DFAPX)

DFA Diversified Fixed Income Portfolio (DFXIX)

DFA LTIP Portfolio (DRXIX)

DFA Inflation-Protected Securities Portfolio (DIPSX)

DFA Short-Duration Real Return Portfolio (DFAIX)

DFA Global Core Plus Real Return Portfolio (DFAAX)

This Prospectus describes the shares of each Portfolio which:

Are for long-term investors.

Are generally available only to institutional investors and clients of registered investment advisors.

Do not charge sales commissions or loads.

The Securities and Exchange Commission has not approved or disapproved these securities or passed upon the adequacy of this Prospectus. Any representation to the contrary is a criminal offense.

Table of Contents

DFA One-Year Fixed Income Portfolio.....	1
Investment Objective.....	1
Fees and Expenses of the Portfolio.....	1
Principal Investment Strategies	1
Principal Risks.....	2
Performance	4
Investment Advisor/Portfolio Management	5
Purchase and Redemption of Fund Shares	5
Tax Information	5
Payments to Financial Intermediaries.....	5
DFA Two-Year Fixed Income Portfolio.....	6
Investment Objective.....	6
Fees and Expenses of the Portfolio.....	6
Principal Investment Strategies	7
Principal Risks.....	7
Performance	9
Investment Advisor/Portfolio Management	10
Purchase and Redemption of Fund Shares	10
Tax Information	10
Payments to Financial Intermediaries.....	11
DFA Two-Year Government Portfolio.....	12
Investment Objective.....	12
Fees and Expenses of the Portfolio.....	12
Principal Investment Strategies	13
Principal Risks.....	13
Performance	14
Investment Advisor/Portfolio Management	16
Purchase and Redemption of Fund Shares	16
Tax Information	16
Payments to Financial Intermediaries.....	16
DFA Two-Year Global Fixed Income Portfolio	17
Investment Objective.....	17
Fees and Expenses of the Portfolio.....	17
Principal Investment Strategies	17
Principal Risks.....	18
Performance	20
Investment Advisor/Portfolio Management	21

Purchase and Redemption of Fund Shares	21
Tax Information	21
Payments to Financial Intermediaries.....	21
DFA Selectively Hedged Global Fixed Income Portfolio	22
Investment Objective.....	22
Fees and Expenses of the Portfolio	22
Principal Investment Strategies	22
Principal Risks.....	23
Performance	25
Investment Advisor/Portfolio Management	26
Purchase and Redemption of Fund Shares	27
Tax Information	27
Payments to Financial Intermediaries.....	27
DFA Five-Year Global Fixed Income Portfolio.....	28
Investment Objective.....	28
Fees and Expenses of the Portfolio	28
Principal Investment Strategies	28
Principal Risks.....	29
Performance	31
Investment Advisor/Portfolio Management	32
Purchase and Redemption of Fund Shares	32
Tax Information	32
Payments to Financial Intermediaries.....	32
DFA World ex U.S. Government Fixed Income Portfolio	33
Investment Objective.....	33
Fees and Expenses of the Portfolio	33
Principal Investment Strategies	34
Principal Risks.....	34
Performance	36
Investment Advisor/Portfolio Management	37
Purchase and Redemption of Fund Shares	38
Tax Information	38
Payments to Financial Intermediaries.....	38
DFA Short-Term Government Portfolio	39
Investment Objective.....	39
Fees and Expenses of the Portfolio	39
Principal Investment Strategies	39
Principal Risks.....	40

Performance	41
Investment Advisor/Portfolio Management	42
Purchase and Redemption of Fund Shares	43
Tax Information	43
Payments to Financial Intermediaries.....	43
DFA Intermediate Government Fixed Income Portfolio.....	44
Investment Objective.....	44
Fees and Expenses of the Portfolio	44
Principal Investment Strategies	44
Principal Risks.....	45
Performance	46
Investment Advisor/Portfolio Management	47
Purchase and Redemption of Fund Shares	48
Tax Information	48
Payments to Financial Intermediaries.....	48
DFA Short-Term Extended Quality Portfolio	49
Investment Objective.....	49
Fees and Expenses of the Portfolio	49
Principal Investment Strategies	50
Principal Risks.....	50
Performance	52
Investment Advisor/Portfolio Management	53
Purchase and Redemption of Fund Shares	54
Tax Information	54
Payments to Financial Intermediaries.....	54
DFA Intermediate-Term Extended Quality Portfolio	55
Investment Objective.....	55
Fees and Expenses of the Portfolio	55
Principal Investment Strategies	56
Principal Risks.....	56
Performance	58
Investment Advisor/Portfolio Management	59
Purchase and Redemption of Fund Shares	60
Tax Information	60
Payments to Financial Intermediaries.....	60
DFA Targeted Credit Portfolio	61
Investment Objective.....	61
Fees and Expenses of the Portfolio	61

Principal Investment Strategies	62
Principal Risks.....	62
Performance	64
Investment Advisor/Portfolio Management	65
Purchase and Redemption of Fund Shares	66
Tax Information	66
Payments to Financial Intermediaries.....	66
DFA Global Core Plus Fixed Income Portfolio	67
Investment Objective.....	67
Fees and Expenses of the Portfolio	67
Principal Investment Strategies	67
Principal Risks.....	69
Performance	71
Investment Advisor/Portfolio Management	72
Purchase and Redemption of Fund Shares	72
Tax Information	72
Payments to Financial Intermediaries.....	72
DFA Investment Grade Portfolio	73
Investment Objective.....	73
Fees and Expenses of the Portfolio	73
Principal Investment Strategies	74
Principal Risks.....	75
Performance	76
Investment Advisor/Portfolio Management	77
Purchase and Redemption of Fund Shares	78
Tax Information	78
Payments to Financial Intermediaries.....	78
DFA Diversified Fixed Income Portfolio.....	79
Investment Objective.....	79
Fees and Expenses of the Portfolio	79
Principal Investment Strategies	80
Principal Risks.....	80
Performance	83
Investment Advisor/Portfolio Management	84
Purchase and Redemption of Fund Shares	84
Tax Information	84
Payments to Financial Intermediaries.....	84

DFA LTIP Portfolio	85
Investment Objective.....	85
Fees and Expenses of the Portfolio	85
Principal Investment Strategies	85
Principal Risks.....	86
Performance	89
Investment Advisor/Portfolio Management	90
Purchase and Redemption of Fund Shares	90
Tax Information	90
Payments to Financial Intermediaries.....	90
DFA Inflation-Protected Securities Portfolio	91
Investment Objective.....	91
Fees and Expenses of the Portfolio	91
Principal Investment Strategies	91
Principal Risks.....	92
Performance	94
Investment Advisor/Portfolio Management	95
Purchase and Redemption of Fund Shares	96
Tax Information	96
Payments to Financial Intermediaries.....	96
DFA Short-Duration Real Return Portfolio.....	97
Investment Objective.....	97
Fees and Expenses of the Portfolio	97
Principal Investment Strategies	97
Principal Risks.....	98
Performance	100
Investment Advisor/Portfolio Management	102
Purchase and Redemption of Fund Shares	102
Tax Information	102
Payments to Financial Intermediaries.....	102
DFA Global Core Plus Real Return Portfolio	103
Investment Objective.....	103
Fees and Expenses of the Portfolio	103
Principal Investment Strategies	104
Principal Risks.....	105
Performance	107
Investment Advisor/Portfolio Management	108
Purchase and Redemption of Fund Shares	109

Tax Information	109
Payments to Financial Intermediaries.....	109
Additional Information on Investment Objectives and Policies.....	110
Portfolio Strategies.....	112
Additional Information Regarding Investment Risks	114
Other Information	120
Commodity Pool Operator Exemption	120
Securities Loans	120
Securities Lending Revenue.....	121
Management of the Portfolios	121
Management Fees	123
Shareholder Services	125
Fee Waiver and Expense Assumption Agreements	125
Dividends, Capital Gains Distributions and Taxes	128
Purchase of Shares	131
Cash Purchases	131
In-Kind Purchases	132
Policy Regarding Excessive Short-Term Trading.....	133
Valuation of Shares.....	135
Net Asset Value	135
Public Offering Price	136
Exchange of Shares	137
Redemption of Shares.....	137
Redemption Procedure.....	137
Redemption of Small Accounts	138
In-Kind Redemptions.....	138
Disclosure of Portfolio Holdings.....	139
Delivery of Shareholder Documents	139
Financial Highlights.....	139

DFA One-Year Fixed Income Portfolio

Investment Objective

The investment objective of the DFA One-Year Fixed Income Portfolio (the "One-Year Portfolio" or the "Portfolio") is to achieve a stable real return in excess of the rate of inflation with a minimum of risk.

Fees and Expenses of the Portfolio

This table describes the fees and expenses you may pay if you buy, hold or sell shares of the One-Year Portfolio. **You may pay other fees, such as brokerage commissions and other fees to financial intermediaries, which are not reflected in the table and Example below.**

Shareholder Fees (fees paid directly from your investment): None

Annual Fund Operating Expenses (expenses that you pay each year as a percentage of the value of your investment)*

Management Fee	0.10%
Other Expenses	0.02%
Total Annual Fund Operating Expenses	0.12%

* The "Management Fee" and "Total Annual Fund Operating Expenses" have been adjusted to reflect the decrease in the management fee payable by the One-Year Portfolio from 0.14% to 0.10% effective as of February 28, 2022.

EXAMPLE

This Example is meant to help you compare the cost of investing in the One-Year Portfolio with the cost of investing in other mutual funds. The Example assumes that you invest \$10,000 in the Portfolio for the time periods. The Example also assumes that your investment has a 5% return each year and that the Portfolio's operating expenses remain the same. Although your actual costs may be higher or lower, based on these assumptions your costs would be:

1 Year	3 Years	5 Years	10 Years
\$12	\$39	\$68	\$154

PORTFOLIO TURNOVER

The One-Year Portfolio pays transaction costs, such as commissions, when it buys and sells securities (or "turns over" its portfolio). A higher portfolio turnover may indicate higher transaction costs and may result in higher taxes when Portfolio shares are held in a taxable account. These costs, which are not reflected in Annual Fund Operating Expenses or in the Example, affect the Portfolio's performance. During the most recent fiscal year, the Portfolio's portfolio turnover rate was 67% of the average value of its investment portfolio.

Principal Investment Strategies

The One-Year Portfolio seeks to achieve its investment objective by generally investing in a universe of high quality fixed income securities that typically mature in one year or less from the date of settlement. The Portfolio may, however, take a large position in securities maturing within two years from the date of settlement when higher yields are available. The Portfolio invests in U.S. government obligations, U.S. government agency obligations, dollar-denominated obligations of foreign issuers issued in the U.S., securities of domestic or foreign

issuers denominated in U.S. dollars but not trading in the U.S., foreign government and agency obligations, bank obligations, including U.S. subsidiaries and branches of foreign banks, corporate obligations, commercial paper, repurchase agreements, money market funds and obligations of supranational organizations. In making purchase decisions, if the expected term premium is greater for longer-term securities in the eligible maturity range, Dimensional Fund Advisors LP (the "Advisor") will focus investment in the longer-term area, otherwise, the Portfolio will focus investment in the shorter-term area of the eligible maturity range. The fixed income securities in which the Portfolio invests are considered investment grade at the time of purchase (e.g., rated BBB- or above by S&P Global Ratings ("S&P") or Fitch Ratings Ltd. ("Fitch") or Baa3 or above by Moody's Investor's Service, Inc. ("Moody's")). As a non-fundamental policy, under normal circumstances, the Portfolio will invest at least 80% of its net assets in fixed income securities and maintain a weighted average portfolio maturity that will not exceed one year. The Portfolio principally invests in certificates of deposit, commercial paper, bankers' acceptances, notes and bonds. In addition, the Portfolio is authorized to invest more than 25% of its total assets in U.S. Treasury bonds, bills and notes, and obligations of federal agencies and instrumentalities.

The One-Year Portfolio may purchase or sell futures contracts and options on futures contracts, to hedge its interest rate exposure or for non-hedging purposes, such as a substitute for direct investment or to increase or decrease market exposure based on actual or expected cash inflows to or outflows from the Portfolio.

The One-Year Portfolio may lend its portfolio securities to generate additional income.

Principal Risks

Because the value of your investment in the One-Year Portfolio will fluctuate, there is the risk that you will lose money. An investment in the Portfolio is not a deposit of a bank and is not insured or guaranteed by the Federal Deposit Insurance Corporation or any other government agency. The following is a description of principal risks of investing in the Portfolio.

Market Risk: Even a long-term investment approach cannot guarantee a profit. Economic, political, and issuer-specific events will cause the value of securities owned by the Portfolio to rise or fall.

Foreign Securities and Currencies Risk: Foreign securities prices may decline or fluctuate because of: (a) economic or political actions of foreign governments, and/or (b) less regulated or liquid securities markets. Investors holding these securities may also be exposed to foreign currency risk (the possibility that foreign currency will fluctuate in value against the U.S. dollar or that a foreign government will convert, or be forced to convert, its currency to another currency, changing its value against the U.S. dollar).

Foreign Government Debt Risk: The risk that: (a) the governmental entity that controls the repayment of government debt may not be willing or able to repay the principal and/or to pay the interest when it becomes due, due to factors such as political considerations, the relative size of the governmental entity's debt position in relation to the economy, cash flow problems, insufficient foreign currency reserves, the failure to put in place economic reforms required by the International Monetary Fund or other multilateral agencies, and/or other national economic factors; (b) governments may default on their debt securities, which may require holders of such securities to participate in debt rescheduling; and (c) there is no legal or bankruptcy process by which defaulted government debt may be collected in whole or in part.

Interest Rate Risk: Fixed income securities are subject to interest rate risk because the prices of fixed income securities tend to move in the opposite direction of interest rates. When interest rates rise, fixed income security prices fall. During periods of very low or negative interest rates, the Portfolio may be subject to a greater risk of rising interest rates. When interest rates fall, fixed income security prices rise. In general, fixed income securities with longer maturities are more sensitive to changes in interest rates.

Credit Risk: Credit risk is the risk that the issuer of a security may be unable to make interest payments and/or repay principal when due. A downgrade to an issuer's credit rating or a perceived change in an issuer's financial strength may affect a security's value, and thus, impact the Portfolio's performance. Government agency obligations have different levels of credit support and, therefore, different degrees of credit risk. Securities issued

by agencies and instrumentalities of the U.S. Government that are supported by the full faith and credit of the United States, such as the Federal Housing Administration and Ginnie Mae, present little credit risk. Other securities issued by agencies and instrumentalities sponsored by the U.S. Government, that are supported only by the issuer's right to borrow from the U.S. Treasury, subject to certain limitations, and securities issued by agencies and instrumentalities sponsored by the U.S. Government that are sponsored by the credit of the issuing agencies, such as Freddie Mac and Fannie Mae, are subject to a greater degree of credit risk. U.S. government agency securities issued or guaranteed by the credit of the agency may still involve a risk of non-payment of principal and/or interest.

Income Risk: Income risk is the risk that falling interest rates will cause the Portfolio's income to decline because, among other reasons, the proceeds from maturing short-term securities in its portfolio may be reinvested in lower-yielding securities.

Call Risk: Call risk is the risk that during periods of falling interest rates, an issuer will call or repay a higher-yielding fixed income security before its maturity date, forcing the Portfolio to reinvest in fixed income securities with lower interest rates than the original obligations.

Liquidity Risk: Liquidity risk exists when particular portfolio investments are difficult to purchase or sell. To the extent that the Portfolio holds illiquid investments, the Portfolio's performance may be reduced due to an inability to sell the investments at opportune prices or times. Liquid portfolio investments may become illiquid or less liquid after purchase by the Portfolio due to low trading volume, adverse investor perceptions and/or other market developments. Liquidity risk includes the risk that the Portfolio will experience significant net redemptions at a time when it cannot find willing buyers for its portfolio securities or can only sell its portfolio securities at a material loss or at increased costs. Liquidity risk can be more pronounced in periods of market turmoil or in situations where ownership of shares of the Portfolio are concentrated in one or a few investors.

Derivatives Risk: Derivatives are instruments, such as futures contracts, and options thereon, whose value is derived from that of other assets, rates or indices. Derivatives can be used for hedging (attempting to reduce risk by offsetting one investment position with another) or non-hedging purposes. Hedging with derivatives may increase expenses, and there is no guarantee that a hedging strategy will work. While hedging can reduce or eliminate losses, it can also reduce or eliminate gains or cause losses if the market moves in a manner different from that anticipated by the Portfolio or if the cost of the derivative outweighs the benefit of the hedge. The use of derivatives for non-hedging purposes may be considered to carry more risk than other types of investments. When the Portfolio uses derivatives, the Portfolio will be directly exposed to the risks of those derivatives. Derivative instruments are subject to a number of risks including counterparty, settlement, liquidity, interest rate, market, credit and management risks, as well as the risk of improper valuation. Changes in the value of a derivative may not correlate perfectly with the underlying asset, rate or index, and the Portfolio could lose more than the principal amount invested.

Securities Lending Risk: Securities lending involves the risk that the borrower may fail to return the securities in a timely manner or at all. As a result, the Portfolio may lose money and there may be a delay in recovering the loaned securities. The Portfolio could also lose money if it does not recover the securities and/or the value of the collateral falls, including the value of investments made with cash collateral. Securities lending also may have certain adverse tax consequences.

Operational Risk: Operational risks include human error, changes in personnel, system changes, faults in communication, and failures in systems, technology, or processes. Various operational events or circumstances are outside the Advisor's control, including instances at third parties. The Portfolio and the Advisor seek to reduce these operational risks through controls and procedures. However, these measures do not address every possible risk and may be inadequate to address these risks.

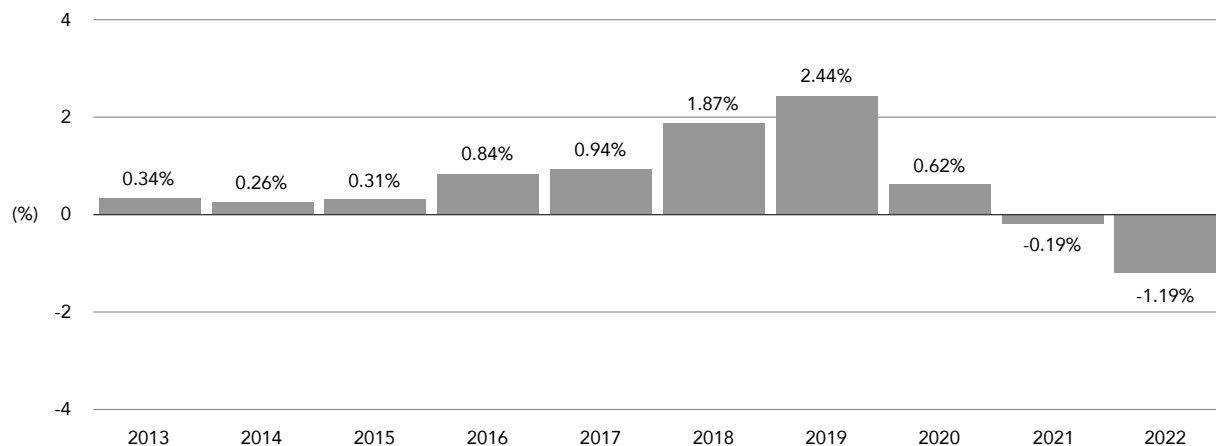
Cyber Security Risk: The Portfolio's and its service providers' use of internet, technology and information systems may expose the Portfolio to potential risks linked to cyber security breaches of those technological or information systems. Cyber security breaches, amongst other things, could allow an unauthorized party to gain access to proprietary information, customer data, or fund assets, or cause the Portfolio and/or its service providers to suffer data corruption or lose operational functionality.

Performance

The bar chart and table immediately following illustrate the variability of the One-Year Portfolio's returns and are meant to provide some indication of the risks of investing in the Portfolio. The bar chart shows the changes in the Portfolio's performance from year to year. The table illustrates how annualized one year, five year and ten year returns, both before and after taxes, compare with those of a broad measure of market performance. The Portfolio's past performance (before and after taxes) is not an indication of future results. Updated performance information for the Portfolio can be obtained by visiting <https://www.dimensional.com/us-en/funds>.

The after-tax returns presented in the table for the One-Year Portfolio are calculated using the historical highest individual federal marginal income tax rates and do not reflect the impact of state and local taxes. Actual after-tax returns depend on an investor's tax situation and may differ from those shown in the table. In addition, the after-tax returns shown are not relevant to investors who hold shares of the Portfolio through tax-advantaged arrangements, such as 401(k) plans or individual retirement accounts.

DFA One-Year Fixed Income Portfolio Institutional Class Shares—Total Returns



January 2013–December 2022

Highest Quarter
0.80% (10/22–12/22)

Lowest Quarter
-1.23% (1/22–3/22)

Annualized Returns (%) Periods ending December 31, 2022

	1 Year	5 Years	10 Years
DFA One-Year Fixed Income Portfolio			
Return Before Taxes	-1.19%	0.70%	0.62%
Return After Taxes on Distributions	-1.62%	0.24%	0.25%
Return After Taxes on Distributions and Sale of Portfolio Shares	-0.71%	0.34%	0.32%
ICE BofA US 6-Month Treasury Bill Index*			
(reflects no deduction for fees, expenses, or taxes)	1.34%	1.39%	0.91%
ICE BofA 1-Year US Treasury Note Index*			
(reflects no deduction for fees, expenses, or taxes)	-1.02%	1.09%	0.74%

* ICE BofA index data copyright 2022 ICE Data Indices, LLC.

Investment Advisor/Portfolio Management

Dimensional Fund Advisors LP serves as the investment advisor for the One-Year Portfolio. Dimensional Fund Advisors Ltd. and DFA Australia Limited serve as the sub-advisors for the Portfolio. The following individuals are responsible for leading the day-to-day management of the Portfolio:

- **David A. Plecha**, Global Head of Fixed Income Portfolio Management, member of the Investment Committee, Vice President, and Senior Portfolio Manager of the Advisor, has been a portfolio manager of the Portfolio since 1989.
- **Joseph F. Kolerich**, Head of Fixed Income, Americas, member of the Investment Committee, Vice President, and Senior Portfolio Manager of the Advisor, has been a portfolio manager of the Portfolio since 2012.
- **Ryan C. Haselton**, Vice President and Senior Portfolio Manager of the Advisor, has been a portfolio manager of the Portfolio since 2021.

Purchase and Redemption of Fund Shares

Investors may purchase or redeem shares of the One-Year Portfolio on each day that the NYSE is scheduled to be open for business by first contacting the Portfolio's transfer agent at (888) 576-1167. Shareholders that invest in the Portfolio through a financial intermediary should contact their financial intermediary regarding purchase and redemption procedures. The Portfolio generally is available for investment only by institutional clients, clients of registered investment advisors, clients of financial institutions and a limited number of certain other investors as approved from time to time by the Advisor. All investments are subject to approval of the Advisor.

Tax Information

The dividends and distributions you receive from the One-Year Portfolio are taxable and generally will be taxed as ordinary income, capital gains, or some combination of both, unless you are investing through a tax-advantaged arrangement, such as a 401(k) plan or an individual retirement account, in which case distributions may be taxed as ordinary income when withdrawn from the plan or account.

Payments to Financial Intermediaries

If you purchase the One-Year Portfolio through a broker-dealer or other financial intermediary (such as a bank), the Portfolio and its related companies may pay the intermediary for the sale of the Portfolio shares and/or related services. These payments may create a conflict of interest by influencing the financial intermediary to recommend the Portfolio over another investment. Ask your financial advisor or visit your financial intermediary's website for more information.

DFA Two-Year Fixed Income Portfolio

Investment Objective

The investment objective of the DFA Two-Year Fixed Income Portfolio (the “Two-Year Portfolio” or the “Portfolio”) is to maximize total returns consistent with preservation of capital. Total return is comprised of income and capital appreciation.

Fees and Expenses of the Portfolio

This table describes the fees and expenses you may pay if you buy, hold or sell shares of the Two-Year Portfolio. **You may pay other fees, such as brokerage commissions and other fees to financial intermediaries, which are not reflected in the table and Example below.**

Shareholder Fees (fees paid directly from your investment): None

Annual Fund Operating Expenses (expenses that you pay each year as a percentage of the value of your investment)

Management Fee	0.14%
Other Expenses	0.05%
Recovery of Previously Waived Fees*	0.02%
Total Annual Fund Operating Expenses	0.21%

* Dimensional Fund Advisors LP (the “Advisor”) has agreed to waive certain fees and in certain instances, assume certain expenses of the Two-Year Portfolio. The Fee Waiver and Expense Assumption Agreement for the Portfolio will remain in effect through February 28, 2024, and may only be terminated by the Fund’s Board of Directors prior to that date. The Advisor retains the right to seek reimbursement for any fees previously waived and/or expenses previously assumed up to thirty-six months after such fee waiver and/or expense assumption.

EXAMPLE

This Example is meant to help you compare the cost of investing in the Two-Year Portfolio with the cost of investing in other mutual funds. The Example assumes that you invest \$10,000 in the Portfolio for the time periods indicated. The Example also assumes that your investment has a 5% return each year and that the Portfolio’s operating expenses remain the same. Although your actual costs may be higher or lower, based on these assumptions your costs would be:

1 Year	3 Years	5 Years	10 Years
\$22	\$68	\$118	\$268

PORTFOLIO TURNOVER

The Two-Year Portfolio pays transaction costs, such as commissions, when it buys and sells securities (or “turns over” its portfolio). A higher portfolio turnover may indicate higher transaction costs may result in higher taxes when Portfolio shares are held in a taxable account. These costs, which are not reflected in Annual Fund Operating Expenses or in the Example, affect the Portfolio’s performance. During the most recent fiscal year, the Portfolio’s portfolio turnover rate was 108% of the average value of its investment portfolio.

Principal Investment Strategies

The Two-Year Portfolio seeks to maximize total returns from a universe of high quality, U.S. issued, dollar-denominated fixed income securities maturing in three years or less from the date of settlement. The Portfolio may invest in U.S. government obligations, U.S. government agency obligations, dollar-denominated obligations of foreign issuers issued in the U.S., securities of domestic or foreign issuers denominated in U.S. dollars but not trading in the U.S., foreign government and agency obligations, bank obligations, including U.S. subsidiaries and branches of foreign banks, corporate obligations, commercial paper, repurchase agreements, money market funds and obligations of supranational organizations. The average weighted length of maturity of the Portfolio's investments will not exceed two years. In making purchase decisions, if the expected term premium is greater for longer-term securities in the eligible maturity range, the Advisor will focus investment in the longer-term area, otherwise, the Portfolio will focus investment in the shorter-term area of the eligible maturity range. The Portfolio principally invests in certificates of deposit, commercial paper, bankers' acceptances, notes and bonds. The fixed income securities in which the Portfolio invests are considered investment grade at the time of purchase (e.g., rated BBB- or above by S&P Global Ratings ("S&P") or Fitch Ratings Ltd. ("Fitch") or Baa3 or above by Moody's Investor's Service, Inc. ("Moody's")). In addition, the Portfolio is authorized to invest more than 25% of its total assets in U.S. Treasury bonds, bills and notes, and obligations of federal agencies and instrumentalities.

As a non-fundamental policy, under normal circumstances, the Two-Year Portfolio will invest at least 80% of its net assets in fixed income securities that mature within two years from the date of settlement.

The Two-Year Portfolio may invest in futures contracts and options on futures contracts. The Portfolio may use fixed income related futures and options contracts, swaps and other types of derivatives to hedge against changes in interest rates. To the extent that it invests in futures contracts and options thereon for other than bona fide hedging purposes, it will not purchase futures contracts or options thereon, if, as a result, more than 5% of its net assets would then consist of initial margin deposits and premiums required to establish such positions. The Portfolio may purchase or sell futures contracts and options on futures contracts, to hedge its interest rate exposure or for non-hedging purposes, such as a substitute for direct investment or to increase or decrease market exposure based on actual or expected cash inflows to or outflows from the Portfolio.

The Two-Year Portfolio may lend its portfolio securities to generate additional income.

Principal Risks

Because the value of your investment in the Two-Year Portfolio will fluctuate, there is the risk that you will lose money. An investment in the Portfolio is not a deposit of a bank and is not insured or guaranteed by the Federal Deposit Insurance Corporation or any other government agency. The following is a description of principal risks of investing in the Portfolio.

Market Risk: Even a long-term investment approach cannot guarantee a profit. Economic, political, and issuer-specific events will cause the value of securities, and the Portfolio that owns them, to rise or fall.

Income Risk: Income risk is the risk that falling interest rates will cause the Portfolio's income to decline because, among other reasons, the proceeds from maturing short-term securities in its portfolio may be reinvested in lower-yielding securities.

Call Risk: Call risk is the risk that during periods of falling interest rates, an issuer will call or repay a higher-yielding fixed income security before its maturity date, forcing the Portfolio to reinvest in fixed income securities with lower interest rates than the original obligations.

Interest Rate Risk: Fixed income securities are subject to interest rate risk because the prices of fixed income securities tend to move in the opposite direction of interest rates. When interest rates rise, fixed income security prices fall. During periods of very low or negative interest rates, the Portfolio may be subject to a greater risk of rising interest rates. When interest rates fall, fixed income security prices rise. In general, securities with longer maturities are more sensitive to changes in interest rates.

Credit Risk: Credit risk is the risk that the issuer of a security may be unable to make interest payments and/or repay principal when due. A downgrade to an issuer's credit rating or a perceived change in an issuer's financial strength may affect a security's value, and thus, impact the Portfolio's performance. Government agency obligations have different levels of credit support and, therefore, different degrees of credit risk. Securities issued by agencies and instrumentalities of the U.S. Government that are supported by the full faith and credit of the United States, such as the Federal Housing Administration and Ginnie Mae, present little credit risk. Other securities issued by agencies and instrumentalities sponsored by the U.S. Government, that are supported only by the issuer's right to borrow from the U.S. Treasury, subject to certain limitations, and securities issued by agencies and instrumentalities sponsored by the U.S. Government that are sponsored by the credit of the issuing agencies, such as Freddie Mac and Fannie Mae, are subject to a greater degree of credit risk. U.S. government agency securities issued or guaranteed by the credit of the agency may still involve a risk of non-payment of principal and/or interest.

Foreign Securities and Currencies Risk: Foreign securities prices may decline or fluctuate because of: (a) economic or political actions of foreign governments, and/or (b) less regulated or liquid securities markets. Investors holding these securities may also be exposed to foreign currency risk (the possibility that foreign currency will fluctuate in value against the U.S. dollar or that a foreign government will convert, or be forced to convert, its currency to another currency, changing its value against the U.S. dollar).

Foreign Government Debt Risk: The risk that: (a) the governmental entity that controls the repayment of government debt may not be willing or able to repay the principal and/or to pay the interest when it becomes due, due to factors such as political considerations, the relative size of the governmental entity's debt position in relation to the economy, cash flow problems, insufficient foreign currency reserves, the failure to put in place economic reforms required by the International Monetary Fund or other multilateral agencies, and/or other national economic factors; (b) governments may default on their debt securities, which may require holders of such securities to participate in debt rescheduling; and (c) there is no legal or bankruptcy process by which defaulted government debt may be collected in whole or in part.

Derivatives Risk: Derivatives are instruments, such as swaps, futures, and options thereon, whose value is derived from that of other assets, rates or indices. Derivatives can be used for hedging (attempting to reduce risk by offsetting one investment position with another) or non-hedging purposes. Hedging with derivatives may increase expenses, and there is no guarantee that a hedging strategy will work. While hedging can reduce or eliminate losses, it can also reduce or eliminate gains or cause losses if the market moves in a manner different from that anticipated by the Portfolio or if the cost of the derivative outweighs the benefit of the hedge. The use of derivatives for non-hedging purposes may be considered to carry more risk than other types of investments. When the Portfolio uses derivatives, the Portfolio will be directly exposed to the risks of those derivatives. Derivative instruments are subject to a number of risks including counterparty, settlement, liquidity, interest rate, market, credit and management risks, as well as the risk of improper valuation. Changes in the value of a derivative may not correlate perfectly with the underlying asset, rate or index, and the Portfolio could lose more than the principal amount invested. Additional risks are associated with the use of swaps including counterparty and credit risk (the risk that the other party to a swap agreement will not fulfill its contractual obligations, whether because of bankruptcy or other default) and liquidity risk (the possible lack of a secondary market for the swap agreement). Credit risk increases when the Portfolio is the seller of swaps and counterparty risk increases when the Portfolio is a buyer of swaps. In addition, where the Portfolio is the seller of swaps, it may be required to liquidate portfolio securities at inopportune times in order to meet payment obligations. Swaps may be illiquid or difficult to value.

Liquidity Risk: Liquidity risk exists when particular portfolio investments are difficult to purchase or sell. To the extent that the Portfolio holds illiquid investments, the Portfolio's performance may be reduced due to an inability to sell the investments at opportune prices or times. Liquid portfolio investments may become illiquid or less liquid after purchase by the Portfolio due to low trading volume, adverse investor perceptions and/or other market developments. Liquidity risk includes the risk that the Portfolio will experience significant net redemptions at a time when it cannot find willing buyers for its portfolio securities or can only sell its portfolio securities at a material loss or at increased costs. Liquidity risk can be more pronounced in periods of market turmoil or in situations where ownership of shares of the Portfolio are concentrated in one or a few investors.

Securities Lending Risk: Securities lending involves the risk that the borrower may fail to return the securities in a timely manner or at all. As a result, the Portfolio may lose money and there may be a delay in recovering the

loaned securities. The Portfolio could also lose money if it does not recover the securities and/or the value of the collateral falls, including the value of investments made with cash collateral. Securities lending also may have certain adverse tax consequences.

Operational Risk: Operational risks include human error, changes in personnel, system changes, faults in communication, and failures in systems, technology, or processes. Various operational events or circumstances are outside the Advisor's control, including instances at third parties. The Portfolio and the Advisor seek to reduce these operational risks through controls and procedures. However, these measures do not address every possible risk and may be inadequate to address these risks.

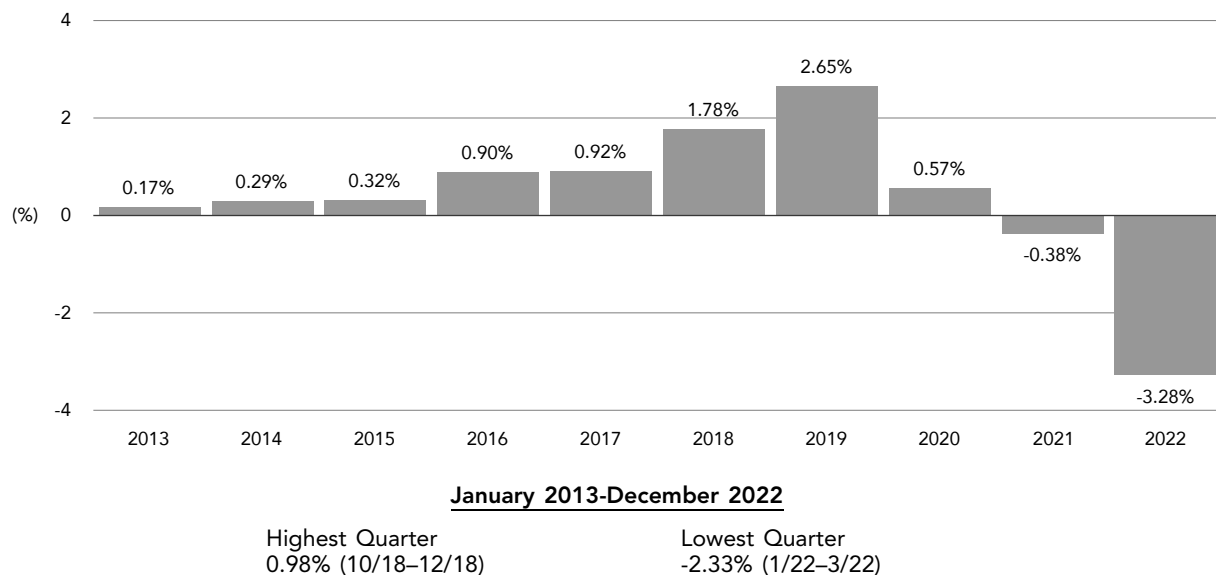
Cyber Security Risk: The Portfolio's and its service providers' use of internet, technology and information systems may expose the Portfolio to potential risks linked to cyber security breaches of those technological or information systems. Cyber security breaches, amongst other things, could allow an unauthorized party to gain access to proprietary information, customer data, or fund assets, or cause the Portfolio and/or its service providers to suffer data corruption or lose operational functionality.

Performance

The bar chart and table immediately following illustrate the variability of the Two-Year Portfolio's returns and are meant to provide some indication of the risks of investing in the Portfolio. The bar chart shows the changes in the Portfolio's performance from year to year. The table illustrates how annualized one year, five year and ten year returns, both before and after taxes, compare with those of a broad measure of market performance. The Portfolio's past performance (before and after taxes) is not an indication of future results. Updated performance information for the Portfolio can be obtained by visiting <https://www.dimensional.com/us-en/funds>.

The after-tax returns presented in the table for the Two-Year Portfolio are calculated using the historical highest individual federal marginal income tax rates and do not reflect the impact of state and local taxes. Actual after-tax returns depend on an investor's tax situation and may differ from those shown in the table. In addition, the after-tax returns shown are not relevant to investors who hold shares of the Portfolio through tax-advantaged arrangements, such as 401(k) plans or individual retirement accounts.

DFA Two-Year Fixed Income Portfolio—Total Returns



Annualized Returns (%)
Periods ending December 31, 2022

	1 Year	5 Years	10 Years
DFA Two-Year Fixed Income Portfolio			
Return Before Taxes	-3.28%	0.24%	0.38%
Return After Taxes on Distributions	-3.80%	-0.25%	-0.02%
Return After Taxes on Distributions and Sale of Portfolio Shares	-1.94%	-0.02%	0.12%
ICE BofA 1-3 Year US Corporate & Government Index*			
(reflects no deduction for fees, expenses, or taxes)	-3.79%	0.93%	0.89%

* ICE BofA index data copyright 2022 ICE Data Indices, LLC.

Investment Advisor/Portfolio Management

Dimensional Fund Advisors LP serves as the investment advisor for the Two-Year Portfolio. Dimensional Fund Advisors Ltd. and DFA Australia serve as the sub-advisors for the Portfolio. The following individuals are responsible for leading the day-to-day management of the Portfolio:

- **David A. Plecha**, Global Head of Fixed Income Portfolio Management, member of the Investment Committee, Vice President, and Senior Portfolio Manager of the Advisor, has been a portfolio manager of the Portfolio since inception (1996).
- **Joseph F. Kolerich**, Head of Fixed Income, Americas, member of the Investment Committee, Vice President, and Senior Portfolio Manager of the Advisor, has been a portfolio manager of the Portfolio since 2012.
- **Ryan C. Haselton**, Vice President and Senior Portfolio Manager of the Advisor, has been a portfolio manager of the Portfolio since 2021.

Purchase and Redemption of Fund Shares

Investors may purchase or redeem shares of the Two-Year Portfolio on each day that the New York Stock Exchange is scheduled to be open for business by first contacting the Portfolio's transfer agent at (888) 576-1167. Shareholders that invest in the Portfolio through a financial intermediary should contact their financial intermediary regarding purchase and redemption procedures. Clients of LWI Financial Inc. ("LWIF") should first contact LWIF at (800) 366-7266, ext. 7, to notify LWIF of a proposed investment. A client of LWIF who desires to redeem shares of the Portfolio must furnish a redemption request to LWIF in the form required by LWIF. The Portfolio generally is available for investment only by institutional clients, clients of registered investment advisors, clients of financial institutions and a limited number of certain other investors as approved from time to time by the Advisor. All investments are subject to approval of the Advisor.

Tax Information

The dividends and distributions you receive from the Two-Year Portfolio are taxable and generally will be taxed as ordinary income, capital gains, or some combination of both, unless you are investing through a tax-advantaged arrangement, such as a 401(k) plan or an individual retirement account, in which case distributions may be taxed as ordinary income when withdrawn from the plan or account.

Payments to Financial Intermediaries

If you purchase the Two-Year Portfolio through a broker-dealer or other financial intermediary (such as a bank), the Portfolio and its related companies may pay the intermediary for the sale of the Portfolio shares and/or related services. These payments may create a conflict of interest by influencing the financial intermediary to recommend the Portfolio over another investment. Ask your financial advisor or visit your financial intermediary's website for more information.

DFA Two-Year Government Portfolio

Investment Objective

The investment objective of the DFA Two-Year Government Portfolio (the "Two-Year Government Portfolio" or the "Portfolio") is to maximize total returns available from the universe of debt obligations of the U.S. Government and U.S. government agencies consistent with the preservation of capital. Total return is comprised of income and capital appreciation.

Fees and Expenses of the Portfolio

This table describes the fees and expenses you may pay if you buy, hold or sell shares of the Two-Year Government Portfolio. **You may pay other fees, such as brokerage commissions and other fees to financial intermediaries, which are not reflected in the table and Example below.**

Shareholder Fees (fees paid directly from your investment): None

Annual Fund Operating Expenses (expenses that you pay each year as a percentage of the value of your investment)*

Management Fee	0.10%
Other Expenses	0.05%
Recovery of Previously Waived Fees**	0.01%
Total Annual Fund Operating Expenses	0.16%

* The "Management Fee" and "Total Annual Fund Operating Expenses" have been adjusted to reflect the decrease in the management fee payable by the Two-Year Government Portfolio from 0.14% to 0.10% effective as of February 28, 2022.

** Dimensional Fund Advisors LP (the "Advisor") has agreed to waive certain fees and in certain instances, assume certain expenses of the Two-Year Government Portfolio. The Fee Waiver and Expense Assumption Agreement for the Portfolio will remain in effect through February 28, 2024, and may only be terminated by the Fund's Board of Directors prior to that date. The Advisor retains the right to seek reimbursement for any fees previously waived and/or expenses previously assumed up to thirty-six months after such fee waiver and/or expense assumption.

EXAMPLE

This Example is meant to help you compare the cost of investing in the Two-Year Government Portfolio with the cost of investing in other mutual funds. The Example assumes that you invest \$10,000 in the Portfolio for the time periods indicated. The Example also assumes that your investment has a 5% return each year and that the Portfolio's operating expenses remain the same. Although your actual costs may be higher or lower, based on these assumptions your costs would be:

1 Year	3 Years	5 Years	10 Years
\$16	\$52	\$90	\$205

PORTFOLIO TURNOVER

The Two-Year Government Portfolio pays transaction costs, such as commissions, when it buys and sells securities (or "turns over" its portfolio). A higher portfolio turnover may indicate higher transaction costs and may result in higher taxes when Portfolio shares are held in a taxable account. These costs, which are not reflected in Annual Fund Operating Expenses or in the Example, affect the Portfolio's performance. During the most recent fiscal year, the Portfolio's portfolio turnover rate was 121% of the average value of its investment portfolio.

Principal Investment Strategies

The Two-Year Government Portfolio seeks to maximize total returns from a universe of obligations of the U.S. Government and its agencies maturing in three years or less from the date of settlement. The average weighted length of maturity of the Portfolio's investments will not exceed two years. In making purchase decisions, if the expected term premium is greater for longer-term securities in the eligible maturity range, Dimensional Fund Advisors LP (the "Advisor") will focus investment in the longer-term area, otherwise, the Portfolio will focus investment in the shorter-term area of the eligible maturity range. The credit quality of the securities purchased by the Portfolio will be that of the U.S. Government or its agencies. The Portfolio also may enter into repurchase agreements backed by U.S. government securities. The Portfolio may also invest in money market funds. In addition, the Portfolio is authorized to invest more than 25% of its total assets in U.S. Treasury bonds, bills and notes, and obligations of federal agencies and instrumentalities.

As a non-fundamental policy, under normal circumstances, the Two-Year Government Portfolio will invest at least 80% of its net assets in government securities that mature within two years from the date of settlement.

The Two-Year Government Portfolio may invest in futures contracts and options on futures contracts. The Portfolio may use fixed income related futures and options contracts, swaps and other types of derivatives to hedge against changes in interest rates. To the extent that it invests in futures contracts and options thereon for other than bona fide hedging purposes, it will not purchase futures contracts or options thereon, if, as a result, more than 5% of its net assets would then consist of initial margin deposits and premiums required to establish such positions. The Portfolio may purchase or sell futures contracts and options on futures contracts, to hedge its interest rate exposure or for non-hedging purposes, such as a substitute for direct investment or to increase or decrease market exposure based on actual or expected cash inflows to or outflows from the Portfolio.

The Two-Year Government Portfolio may lend its portfolio securities to generate additional income.

Principal Risks

Because the value of your investment in the Two-Year Government Portfolio will fluctuate, there is the risk that you will lose money. An investment in the Portfolio is not a deposit of a bank and is not insured or guaranteed by the Federal Deposit Insurance Corporation or any other government agency. The following is a description of principal risks of investing in the Portfolio.

Market Risk: Even a long-term investment approach cannot guarantee a profit. Economic, political, and issuer-specific events will cause the value of securities, and the Portfolio that owns them, to rise or fall.

Income Risk: Income risk is the risk that falling interest rates will cause the Portfolio's income to decline because, among other reasons, the proceeds from maturing short-term securities in its portfolio may be reinvested in lower-yielding securities.

Interest Rate Risk: Fixed income securities are subject to interest rate risk because the prices of fixed income securities tend to move in the opposite direction of interest rates. When interest rates rise, fixed income security prices fall. During periods of very low or negative interest rates, the Portfolio may be subject to a greater risk of rising interest rates. When interest rates fall, fixed income security prices rise. In general, securities with longer maturities are more sensitive to changes in interest rates.

Credit Risk: Credit risk is the risk that the issuer of a security may be unable to make interest payments and/or repay principal when due. A downgrade to an issuer's credit rating or a perceived change in an issuer's financial strength may affect a security's value, and thus, impact the Portfolio's performance. Government agency obligations have different levels of credit support and, therefore, different degrees of credit risk. Securities issued by agencies and instrumentalities of the U.S. Government that are supported by the full faith and credit of the United States, such as the Federal Housing Administration and Ginnie Mae, present little credit risk. Other securities issued by agencies and instrumentalities sponsored by the U.S. Government, that are supported only by the issuer's right to borrow from the U.S. Treasury, subject to certain limitations, and securities issued by

agencies and instrumentalities sponsored by the U.S. Government that are sponsored by the credit of the issuing agencies, such as Freddie Mac and Fannie Mae, are subject to a greater degree of credit risk. U.S. government agency securities issued or guaranteed by the credit of the agency may still involve a risk of non-payment of principal and/or interest.

Derivatives Risk: Derivatives are instruments, such as swaps, futures contracts, and options thereon, whose value is derived from that of other assets, rates or indices. Derivatives can be used for hedging (attempting to reduce risk by offsetting one investment position with another) or non-hedging purposes. Hedging with derivatives may increase expenses, and there is no guarantee that a hedging strategy will work. While hedging can reduce or eliminate losses, it can also reduce or eliminate gains or cause losses if the market moves in a manner different from that anticipated by the Portfolio or if the cost of the derivative outweighs the benefit of the hedge. The use of derivatives for non-hedging purposes may be considered to carry more risk than other types of investments. When the Portfolio uses derivatives, the Portfolio will be directly exposed to the risks of those derivatives. Derivative instruments are subject to a number of risks including counterparty, liquidity, interest rate, market, credit and management risks, as well as the risk of improper valuation. Changes in the value of a derivative may not correlate perfectly with the underlying asset, rate or index, and the Portfolio could lose more than the principal amount invested. Additional risks are associated with the use of swaps including counterparty and credit risk (the risk that the other party to a swap agreement will not fulfill its contractual obligations, whether because of bankruptcy or other default) and liquidity risk (the possible lack of a secondary market for the swap agreement). Credit risk increases when the Portfolio is the seller of swaps and counterparty risk increases when the Portfolio is a buyer of swaps. In addition, where the Portfolio is the seller of swaps, it may be required to liquidate portfolio securities at inopportune times in order to meet payment obligations. Swaps may be illiquid or difficult to value.

Liquidity Risk: Liquidity risk exists when particular Portfolio investments are difficult to purchase or sell. To the extent that the Portfolio holds illiquid investments, the Portfolio's performance may be reduced due to an inability to sell the investments at opportune prices or times. Liquid portfolio investments may become illiquid or less liquid after purchase by the Portfolio due to low trading volume, adverse investor perceptions and/or other market developments. Liquidity risk includes the risk that the Portfolio will experience significant net redemptions at a time when it cannot find willing buyers for its portfolio securities or can only sell its portfolio securities at a material loss or at increased costs. Liquidity risk can be more pronounced in periods of market turmoil or in situations where ownership of shares of the Portfolio are concentrated in one or a few investors.

Securities Lending Risk: Securities lending involves the risk that the borrower may fail to return the securities in a timely manner or at all. As a result, the Portfolio may lose money and there may be a delay in recovering the loaned securities. The Portfolio could also lose money if it does not recover the securities and/or the value of the collateral falls, including the value of investments made with cash collateral. Securities lending also may have certain adverse tax consequences.

Operational Risk: Operational risks include human error, changes in personnel, system changes, faults in communication, and failures in systems, technology, or processes. Various operational events or circumstances are outside the Advisor's control, including instances at third parties. The Portfolio and the Advisor seek to reduce these operational risks through controls and procedures. However, these measures do not address every possible risk and may be inadequate to address these risks.

Cyber Security Risk: The Portfolio's and its service providers' use of internet, technology and information systems may expose the Portfolio to potential risks linked to cyber security breaches of those technological or information systems. Cyber security breaches, amongst other things, could allow an unauthorized party to gain access to proprietary information, customer data, or fund assets, or cause the Portfolio and/or its service providers to suffer data corruption or lose operational functionality.

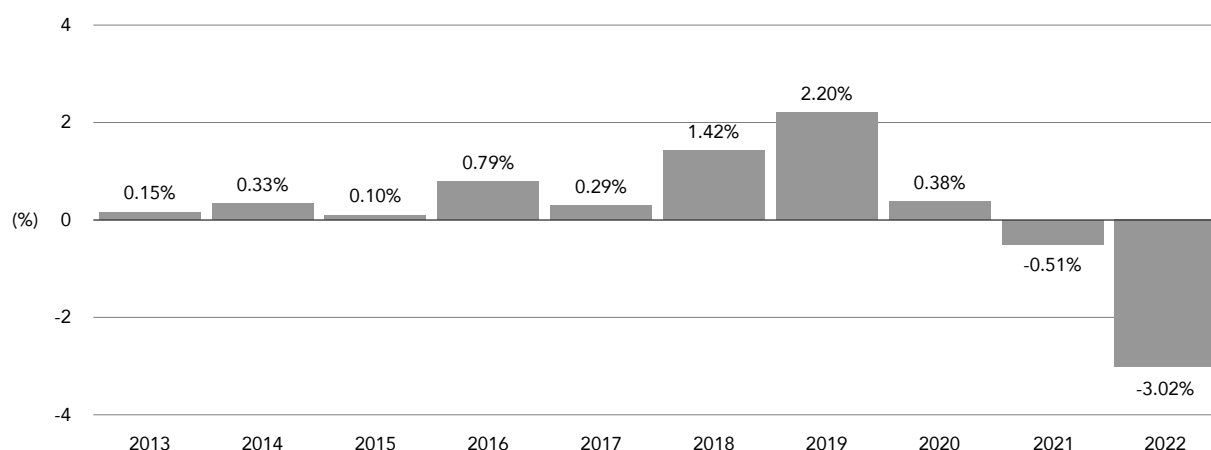
Performance

The bar chart and table immediately following illustrate the variability of the Two-Year Government Portfolio's returns and are meant to provide some indication of the risks of investing in the Portfolio. The bar chart shows the

changes in the Portfolio's performance from year to year. The table illustrates how annualized one year, five year and ten year returns, both before and after taxes, compare with those of a broad measure of market performance. The Portfolio's past performance (before and after taxes) is not an indication of future results. Updated performance information for the Portfolio can be obtained by visiting <https://www.dimensional.com/us-en/funds>.

The after-tax returns presented in the table for the Two-Year Government Portfolio are calculated using the historical highest individual federal marginal income tax rates and do not reflect the impact of state and local taxes. Actual after-tax returns depend on an investor's tax situation and may differ from those shown in the table. In addition, the after-tax returns shown are not relevant to investors who hold shares of the Portfolio through tax-advantaged arrangements, such as 401(k) plans or individual retirement accounts.

DFA Two-Year Government Portfolio—Total Returns



January 2013–December 2022

Highest Quarter
0.92% (10/18–12/18)

Lowest Quarter
-2.36% (1/22–3/22)

Annualized Returns (%) Periods ending December 31, 2022

	1 Year	5 Years	10 Years
DFA Two-Year Government Portfolio			
Return Before Taxes	-3.02%	0.08%	0.20%
Return After Taxes on Distributions	-3.47%	-0.34%	-0.13%
Return After Taxes on Distributions and Sale of Portfolio Shares	-1.79%	-0.11%	0.02%
ICE BofA 1-3 Year US Treasury & Agency Index*			
(reflects no deduction for fees, expenses, or taxes)	-3.65%	0.77%	0.67%

* ICE BofA index data copyright 2022 ICE Data Indices, LLC.

Investment Advisor/Portfolio Management

Dimensional Fund Advisors LP serves as the investment advisor for the Two-Year Government Portfolio. The following individuals are responsible for leading the day-to-day management of the Portfolio:

- **David A. Plecha**, Global Head of Fixed Income Portfolio Management, member of the Investment Committee, Vice President, and Senior Portfolio Manager of the Advisor, has been a portfolio manager of the Portfolio since inception (1996).
- **Joseph F. Kolerich**, Head of Fixed Income, Americas, member of the Investment Committee, Vice President, and Senior Portfolio Manager of the Advisor, has been a portfolio manager of the Portfolio since 2012.
- **Alan R. Hutchison**, Vice President and Senior Portfolio Manager of the Advisor, has been a portfolio manager of the Portfolio since 2016.

Purchase and Redemption of Fund Shares

Investors may purchase or redeem shares of the Two-Year Government Portfolio on each day that the New York Stock Exchange is scheduled to be open for business by first contacting the Portfolio's transfer agent at (888) 576-1167. Shareholders that invest in the Portfolio through a financial intermediary should contact their financial intermediary regarding purchase and redemption procedures. Clients of LWI Financial Inc. ("LWIF") should first contact LWIF at (800) 366-7266, ext. 7, to notify LWIF of a proposed investment. A client of LWIF who desires to redeem shares of the Portfolio must furnish a redemption request to LWIF in the form required by LWIF. The Portfolio generally is available for investment only by institutional clients, clients of registered investment advisors, clients of financial institutions and a limited number of certain other investors as approved from time to time by the Advisor. All investments are subject to approval of the Advisor.

Tax Information

The dividends and distributions you receive from the Two-Year Government Portfolio are taxable and generally will be taxed as ordinary income, capital gains, or some combination of both, unless you are investing through a tax-advantaged arrangement, such as a 401(k) plan or an individual retirement account, in which case distributions may be taxed as ordinary income when withdrawn from the plan or account.

Payments to Financial Intermediaries

If you purchase the Two-Year Government Portfolio through a broker-dealer or other financial intermediary (such as a bank), the Portfolio and its related companies may pay the intermediary for the sale of the Portfolio shares and/or related services. These payments may create a conflict of interest by influencing the financial intermediary to recommend the Portfolio over another investment. Ask your financial advisor or visit your financial intermediary's website for more information.

DFA Two-Year Global Fixed Income Portfolio

Investment Objective

The investment objective of the DFA Two-Year Global Fixed Income Portfolio (the “Two-Year Global Portfolio” or the “Portfolio”) is to maximize total returns consistent with preservation of capital. Total return is comprised of income and capital appreciation.

Fees and Expenses of the Portfolio

This table describes the fees and expenses you may pay if you buy, hold or sell shares of the Two-Year Global Portfolio. **You may pay other fees, such as brokerage commissions and other fees to financial intermediaries, which are not reflected in the table and Example below.**

Shareholder Fees (fees paid directly from your investment): None

Annual Fund Operating Expenses (expenses that you pay each year as a percentage of the value of your investment)

Management Fee	0.14%
Other Expenses	0.02%
Total Annual Fund Operating Expenses	0.16%

EXAMPLE

This Example is meant to help you compare the cost of investing in the Two-Year Global Portfolio with the cost of investing in other mutual funds. The Example assumes that you invest \$10,000 in the Portfolio for the time periods indicated. The Example also assumes that your investment has a 5% return each year and that the Portfolio’s operating expenses remain the same. Although your actual costs may be higher or lower, based on these assumptions your costs would be:

1 Year	3 Years	5 Years	10 Years
\$16	\$52	\$90	\$205

PORTFOLIO TURNOVER

The Two-Year Global Portfolio pays transaction costs, such as commissions, when it buys and sells securities (or “turns over” its portfolio). A higher portfolio turnover may indicate higher transaction costs and may result in higher taxes when Portfolio shares are held in a taxable account. These costs, which are not reflected in Annual Fund Operating Expenses or in the Example, affect the Portfolio’s performance. During the most recent fiscal year, the Portfolio’s portfolio turnover rate was 111% of the average value of its investment portfolio.

Principal Investment Strategies

The Two-Year Global Portfolio seeks to maximize total returns from a universe of U.S. and foreign debt securities maturing in three years or less from the date of settlement. The Portfolio invests in obligations issued or guaranteed by the U.S. and foreign governments, their agencies and instrumentalities, corporate debt obligations, bank obligations, commercial paper, repurchase agreements, money market funds, securities of domestic or foreign issuers denominated in U.S. dollars but not trading in the United States, and obligations of supranational organizations. Dimensional Fund Advisors LP (the “Advisor”) expects that the Portfolio will primarily invest in the obligations of issuers that are in developed countries. The fixed income securities in which

the Portfolio invests are considered investment grade at the time of purchase (e.g., rated BBB- or above by S&P Global Ratings ("S&P") or Fitch Ratings Ltd. ("Fitch") or Baa3 or above by Moody's Investor's Service, Inc. ("Moody's")). The Portfolio intends to invest its assets to gain exposure to at least three different countries, including the United States. Under normal circumstances, the Portfolio invests at least 30% of its net assets in non-U.S. issuers. As of the date of the Prospectus, the Portfolio invests approximately 30% of its net assets in U.S. issuers. This percentage will change due to market conditions. An issuer may be considered to be of a country if it is organized under the laws of, maintains its principal place of business in, has at least 50% of its assets or derives at least 50% of its operating income in, or is a government, government agency, instrumentality or central bank of, that country. As a non-fundamental policy, under normal circumstances, the Portfolio will invest at least 80% of its net assets in fixed income securities that mature within two years from the date of settlement.

It is the policy of the Two-Year Global Portfolio that the weighted average length of maturity of investments will not exceed two years. In making purchase decisions, if the expected term premium is greater for longer-term securities in the eligible maturity range, the Advisor will focus investment in the longer-term area, otherwise, the Portfolio will focus investment in the shorter-term area of the eligible maturity range. In addition, the Portfolio is authorized to invest more than 25% of its total assets in U.S. Treasury bonds, bills and notes, and obligations of federal agencies and instrumentalities.

Because many of the Two-Year Global Portfolio's investments may be denominated in foreign currencies, the Portfolio may also enter into foreign currency forward contracts to attempt to protect against uncertainty in the level of future foreign currency rates, to hedge against fluctuations in currency exchange rates or to transfer balances from one currency to another. The Portfolio may purchase or sell futures contracts and options on futures contracts, to hedge its currency exposure or to hedge its interest rate exposure or for non-hedging purposes, such as a substitute for direct investment or to increase or decrease market exposure based on actual or expected cash inflows to or outflows from the Portfolio.

The Two-Year Global Portfolio may lend its portfolio securities to generate additional income.

Principal Risks

Because the value of your investment in the Two-Year Global Portfolio will fluctuate, there is the risk that you will lose money. An investment in the Portfolio is not a deposit of a bank and is not insured or guaranteed by the Federal Deposit Insurance Corporation or any other government agency. The following is a description of principal risks of investing in the Portfolio.

Market Risk: Even a long-term investment approach cannot guarantee a profit. Economic, political, and issuer-specific events will cause the value of securities, and the Portfolio that owns them, to rise or fall.

Foreign Securities and Currencies Risk: Foreign securities prices may decline or fluctuate because of: (a) economic or political actions of foreign governments, and/or (b) less regulated or liquid securities markets. Investors holding these securities may also be exposed to foreign currency risk (the possibility that foreign currency will fluctuate in value against the U.S. dollar or that a foreign government will convert, or be forced to convert, its currency to another currency, changing its value against the U.S. dollar). The Portfolio hedges foreign currency risk.

Foreign Government Debt Risk: The risk that: (a) the governmental entity that controls the repayment of government debt may not be willing or able to repay the principal and/or to pay the interest when it becomes due, due to factors such as political considerations, the relative size of the governmental entity's debt position in relation to the economy, cash flow problems, insufficient foreign currency reserves, the failure to put in place economic reforms required by the International Monetary Fund or other multilateral agencies, and/or other national economic factors; (b) governments may default on their debt securities, which may require holders of such securities to participate in debt rescheduling; and (c) there is no legal or bankruptcy process by which defaulted government debt may be collected in whole or in part.

Interest Rate Risk: Fixed income securities are subject to interest rate risk because the prices of fixed income securities tend to move in the opposite direction of interest rates. When interest rates rise, fixed income security prices fall. During periods of very low or negative interest rates, the Portfolio may be subject to a greater risk of rising interest rates. When interest rates fall, fixed income security prices rise. In general, fixed income securities with longer maturities are more sensitive to changes in interest rates.

Credit Risk: Credit risk is the risk that the issuer of a security may be unable to make interest payments and/or repay principal when due. A downgrade to an issuer's credit rating or a perceived change in an issuer's financial strength may affect a security's value, and thus, impact the Portfolio's performance. Government agency obligations have different levels of credit support and, therefore, different degrees of credit risk. Securities issued by agencies and instrumentalities of the U.S. Government that are supported by the full faith and credit of the United States, such as the Federal Housing Administration and Ginnie Mae, present little credit risk. Other securities issued by agencies and instrumentalities sponsored by the U.S. Government, that are supported only by the issuer's right to borrow from the U.S. Treasury, subject to certain limitations, and securities issued by agencies and instrumentalities sponsored by the U.S. Government that are sponsored by the credit of the issuing agencies, such as Freddie Mac and Fannie Mae, are subject to a greater degree of credit risk. U.S. government agency securities issued or guaranteed by the credit of the agency may still involve a risk of non-payment of principal and/or interest.

Income Risk: Income risk is the risk that falling interest rates will cause the Portfolio's income to decline because, among other reasons, the proceeds from maturing short-term securities in its portfolio may be reinvested in lower-yielding securities.

Call Risk: Call risk is the risk that during periods of falling interest rates, an issuer will call or repay a higher-yielding fixed income security before its maturity date, forcing the Portfolio to reinvest in fixed income securities with lower interest rates than the original obligations.

Derivatives Risk: Derivatives are instruments, such as futures, and options thereon, and foreign currency forward contracts, whose value is derived from that of other assets, rates or indices. Derivatives can be used for hedging (attempting to reduce risk by offsetting one investment position with another) or non-hedging purposes. Hedging with derivatives may increase expenses, and there is no guarantee that a hedging strategy will work. While hedging can reduce or eliminate losses, it can also reduce or eliminate gains or cause losses if the market moves in a manner different from that anticipated by the Portfolio or if the cost of the derivative outweighs the benefit of the hedge. In regard to currency hedging, it is generally not possible to precisely match the foreign currency exposure of such foreign currency forward contracts to the value of the securities involved due to fluctuations in the market values of such securities and cash flows into and out of the Portfolio between the date a foreign currency forward contract is entered into and the date it expires. The use of derivatives for non-hedging purposes may be considered to carry more risk than other types of investments. When the Portfolio uses derivatives, the Portfolio will be directly exposed to the risks of those derivatives. Derivative instruments are subject to a number of risks including counterparty, settlement, liquidity, interest rate, market, credit and management risks, as well as the risk of improper valuation. Changes in the value of a derivative may not correlate perfectly with the underlying asset, rate or index, and the Portfolio could lose more than the principal amount invested.

Liquidity Risk: Liquidity risk exists when particular portfolio investments are difficult to purchase or sell. To the extent that the Portfolio holds illiquid investments, the Portfolio's performance may be reduced due to an inability to sell the investments at opportune prices or times. Liquid portfolio investments may become illiquid or less liquid after purchase by the Portfolio due to low trading volume, adverse investor perceptions and/or other market developments. Liquidity risk includes the risk that the Portfolio will experience significant net redemptions at a time when it cannot find willing buyers for its portfolio securities or can only sell its portfolio securities at a material loss or at increased costs. Liquidity risk can be more pronounced in periods of market turmoil or in situations where ownership of shares of the Portfolio are concentrated in one or a few investors.

Securities Lending Risk: Securities lending involves the risk that the borrower may fail to return the securities in a timely manner or at all. As a result, the Portfolio may lose money and there may be a delay in recovering the loaned securities. The Portfolio could also lose money if it does not recover the securities and/or the value of the

collateral falls, including the value of investments made with cash collateral. Securities lending also may have certain adverse tax consequences.

Operational Risk: Operational risks include human error, changes in personnel, system changes, faults in communication, and failures in systems, technology, or processes. Various operational events or circumstances are outside the Advisor's control, including instances at third parties. The Portfolio and the Advisor seek to reduce these operational risks through controls and procedures. However, these measures do not address every possible risk and may be inadequate to address these risks.

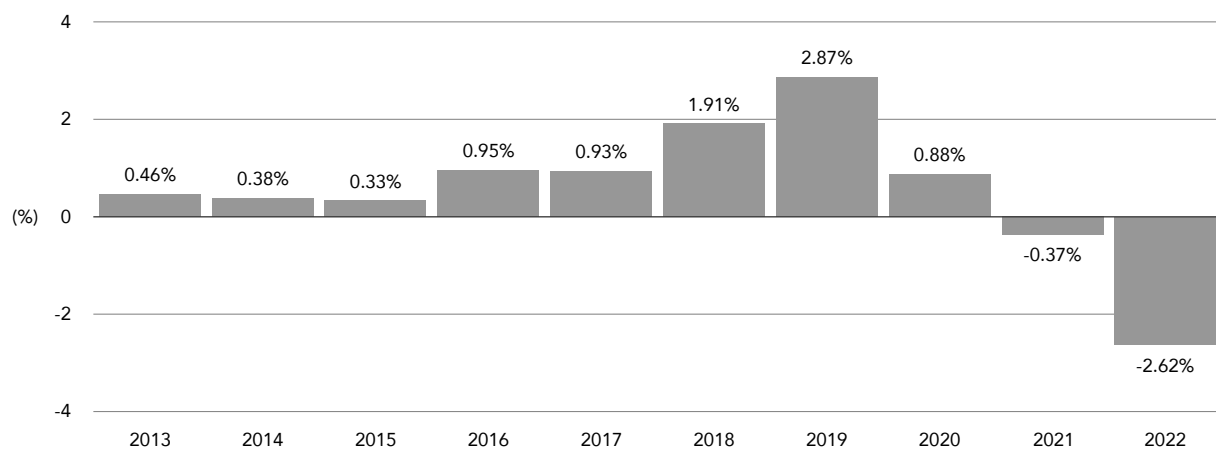
Cyber Security Risk: The Portfolio's and its service providers' use of internet, technology and information systems may expose the Portfolio to potential risks linked to cyber security breaches of those technological or information systems. Cyber security breaches, amongst other things, could allow an unauthorized party to gain access to proprietary information, customer data, or fund assets, or cause the Portfolio and/or its service providers to suffer data corruption or lose operational functionality.

Performance

The bar chart and table immediately following illustrate the variability of the Two-Year Global Portfolio's returns and are meant to provide some indication of the risks of investing in the Portfolio. The bar chart shows the changes in the Portfolio's performance from year to year. The table illustrates how annualized one year, five year and ten year returns, both before and after taxes, compare with those of a broad measure of market performance. The Portfolio's past performance (before and after taxes) is not an indication of future results. Updated performance information for the Portfolio can be obtained by visiting <https://www.dimensional.com/us-en/funds>.

The after-tax returns presented in the table for the Two-Year Global Portfolio are calculated using the historical highest individual federal marginal income tax rates and do not reflect the impact of state and local taxes. Actual after-tax returns depend on an investor's tax situation and may differ from those shown in the table. In addition, the after-tax returns shown are not relevant to investors who hold shares of the Portfolio through tax-advantaged arrangements, such as 401(k) plans or individual retirement accounts.

DFA Two-Year Global Fixed Income Portfolio Institutional Class Shares—Total Returns



January 2013–December 2022

Highest Quarter
0.99% (1/19–3/19)

Lowest Quarter
-2.02% (1/22–3/22)

Annualized Returns (%)
Periods ending December 31, 2022

	1 Year	5 Years	10 Years
DFA Two-Year Global Fixed Income Portfolio			
Return Before Taxes	-2.62%	0.52%	0.56%
Return After Taxes on Distributions	-3.08%	0.00%	0.10%
Return After Taxes on Distributions and Sale of Portfolio Shares	-1.55%	0.18%	0.23%
FTSE World Government Bond Index, 1-2 Years, Currency-Hedged in USD			
Terms			
(reflects no deductions for fees, expenses, or taxes on sales)	-1.74%	1.00%	0.87%

Investment Advisor/Portfolio Management

Dimensional Fund Advisors LP serves as the investment advisor for the Two-Year Global Portfolio. Dimensional Fund Advisors Ltd. and DFA Australia Limited serve as the sub-advisors for the Portfolio. The following individuals are responsible for leading the day-to-day management of the Portfolio:

- **David A. Plecha**, Global Head of Fixed Income Portfolio Management, member of the Investment Committee, Vice President, and Senior Portfolio Manager of the Advisor, has been a portfolio manager of the Portfolio since inception (1996).
- **Joseph F. Kolerich**, Head of Fixed Income, Americas, member of the Investment Committee, Vice President, and Senior Portfolio Manager of the Advisor, has been a portfolio manager of the Portfolio since 2012.
- **Ryan C. Haselton**, Vice President and Senior Portfolio Manager of the Advisor, has been a portfolio manager of the Portfolio since 2021.

Purchase and Redemption of Fund Shares

Investors may purchase or redeem shares of the Two-Year Global Portfolio on each day that the NYSE is scheduled to be open for business by first contacting the Portfolio's transfer agent at (888) 576-1167. Shareholders that invest in the Portfolio through a financial intermediary should contact their financial intermediary regarding purchase and redemption procedures. The Portfolio generally is available for investment only by institutional clients, clients of registered investment advisors, clients of financial institutions and a limited number of certain other investors as approved from time to time by the Advisor. All investments are subject to approval of the Advisor.

Tax Information

The dividends and distributions you receive from the Two-Year Global Portfolio are taxable and generally will be taxed as ordinary income, capital gains, or some combination of both, unless you are investing through a tax-advantaged arrangement, such as a 401(k) plan or an individual retirement account, in which case distributions may be taxed as ordinary income when withdrawn from the plan or account.

Payments to Financial Intermediaries

If you purchase the Two-Year Global Portfolio through a broker-dealer or other financial intermediary (such as a bank), the Portfolio and its related companies may pay the intermediary for the sale of the Portfolio shares and/or related services. These payments may create a conflict of interest by influencing the financial intermediary to recommend the Portfolio over another investment. Ask your financial advisor or visit your financial intermediary's website for more information.

DFA Selectively Hedged Global Fixed Income Portfolio

Investment Objective

The investment objective of the DFA Selectively Hedged Global Fixed Income Portfolio (the "Selectively Hedged Global Portfolio" or the "Portfolio") is to maximize total returns within the universe of domestic and foreign debt securities that the Portfolio invests. Total return is comprised of income and capital appreciation.

Fees and Expenses of the Portfolio

This table describes the fees and expenses you may pay if you buy, hold or sell shares of the Selectively Hedged Global Portfolio. **You may pay other fees, such as brokerage commissions and other fees to financial intermediaries, which are not reflected in the table and Example below.**

Shareholder Fees (fees paid directly from your investment): None

Annual Fund Operating Expenses (expenses that you pay each year as a percentage of the value of your investment)

Management Fee	0.14%
Other Expenses	0.02%
Total Annual Fund Operating Expenses	0.16%

EXAMPLE

This Example is meant to help you compare the cost of investing in the Selectively Hedged Global Portfolio with the cost of investing in other mutual funds. The Example assumes that you invest \$10,000 in the Portfolio for the time periods indicated. The Example also assumes that your investment has a 5% return each year and that the Portfolio's operating expenses remain the same. Although your actual costs may be higher or lower, based on these assumptions your costs would be:

1 Year	3 Years	5 Years	10 Years
\$16	\$52	\$90	\$205

PORTFOLIO TURNOVER

The Selectively Hedged Global Portfolio pays transaction costs, such as commissions, when it buys and sells securities (or "turns over" its portfolio). A higher portfolio turnover may indicate higher transaction costs and may result in higher taxes when Portfolio shares are held in a taxable account. These costs, which are not reflected in Annual Fund Operating Expenses or in the Example, affect the Portfolio's performance. During the most recent fiscal year, the Portfolio's portfolio turnover rate was 62% of the average value of its investment portfolio.

Principal Investment Strategies

The Selectively Hedged Global Portfolio seeks to maximize total returns from a universe of U.S. and foreign debt securities maturing in five years or less from the date of settlement. The Portfolio may selectively hedge its currency exposures depending on market conditions. The debt securities in which the Portfolio may invest include obligations issued or guaranteed by the U.S. and foreign governments, their agencies and instrumentalities, corporate debt obligations, bank obligations, commercial paper, repurchase agreements,

money market funds, securities of domestic or foreign issuers denominated in U.S. dollars but not trading in the United States, and obligations of supranational organizations. Dimensional Fund Advisors LP (the "Advisor") expects that the Portfolio will primarily invest in the obligations of issuers that are in developed countries. The fixed income securities in which the Portfolio invests are considered investment grade at the time of purchase (e.g., rated BBB- or above by S&P Global Ratings ("S&P") or Fitch Ratings Ltd. ("Fitch") or Baa3 or above by Moody's Investor's Service, Inc. ("Moody's")). The Portfolio generally invests with an emphasis on debt securities rated in the lower half of the investment grade spectrum (e.g., rated BBB- to A+ by S&P or Fitch or Baa3 to A1 by Moody's). The Portfolio will not emphasize investments in the lower half of the investment grade spectrum, however, when the Advisor believes the expected credit premium is relatively low. The Portfolio will also invest in higher-rated debt securities. The Portfolio intends to invest its assets to gain exposure to at least three different countries, including the United States. Under normal circumstances, the Portfolio invests at least 30% of its net assets in non-U.S. issuers. As of the date of the Prospectus, the Portfolio invests approximately 53% of its net assets in U.S. issuers. This percentage will change due to market conditions. An issuer may be considered to be of a country if it is organized under the laws of, maintains its principal place of business in, has at least 50% of its assets or derives at least 50% of its operating income in, or is a government, government agency, instrumentality or central bank of, that country.

As a non-fundamental policy, under normal circumstances, the Selectively Hedged Global Portfolio will invest at least 80% of its net assets in fixed income securities. The Portfolio primarily invests in securities that mature within five years from the date of settlement and maintains an average portfolio maturity and an average portfolio duration of three years or less. Duration is a measure of the sensitivity of a security's price to changes in interest rates. The longer a security's duration, the more sensitive it will be to changes in interest rates. In making purchase decisions, if the expected term premium is greater for longer-term securities in the eligible maturity range, the Advisor will focus investment in the longer-term area, otherwise, the Portfolio will focus investment in the shorter-term area of the eligible maturity range. In addition, the Portfolio is authorized to invest more than 25% of its total assets in U.S. Treasury bonds, bills and notes, and obligations of federal agencies and instrumentalities.

Because many of the Selectively Hedged Global Portfolio's investments may be denominated in foreign currencies, the Portfolio may also enter into foreign currency forward contracts to attempt to protect against uncertainty in the level of future foreign currency rates, to hedge against fluctuations in currency exchange rates or to transfer balances from one currency to another. Alternatively, the Portfolio may leave all or some of the currency exposure unhedged. The decision to hedge the Portfolio's currency exposure with respect to a foreign market will be based on, among other things, a comparison of the respective foreign and U.S. short-term interest rates and the Portfolio's existing exposure to a given foreign currency. The Portfolio may also enter into foreign currency forward contracts in order to gain exposure to foreign currencies in a more efficient manner. The Portfolio may purchase or sell futures contracts and options on futures contracts, to hedge its currency exposure or to hedge its interest rate exposure or for non-hedging purposes, such as a substitute for direct investment or to increase or decrease market exposure based on actual or expected cash inflows to or outflows from the Portfolio.

The Selectively Hedged Global Portfolio may lend its portfolio securities to generate additional income.

Principal Risks

Because the value of your investment in the Selectively Hedged Global Portfolio will fluctuate, there is the risk that you will lose money. An investment in the Portfolio is not a deposit of a bank and is not insured or guaranteed by the Federal Deposit Insurance Corporation or any other government agency. The following is a description of principal risks of investing in the Portfolio.

Market Risk: Even a long-term investment approach cannot guarantee a profit. Economic, political, and issuer-specific events will cause the value of securities, and the Portfolio that owns them, to rise or fall.

Foreign Securities and Currencies Risk: Foreign securities prices may decline or fluctuate because of: (a) economic or political actions of foreign governments, and/or (b) less regulated or liquid securities markets.

Investors holding these securities may also be exposed to foreign currency risk (the possibility that foreign currency will fluctuate in value against the U.S. dollar or that a foreign government will convert, or be forced to convert, its currency to another currency, changing its value against the U.S. dollar). The Portfolio may hedge the currency exposure of its foreign securities or leave some or all of the currency exposure unhedged.

Foreign Government Debt Risk: The risk that: (a) the governmental entity that controls the repayment of government debt may not be willing or able to repay the principal and/or to pay the interest when it becomes due, due to factors such as political considerations, the relative size of the governmental entity's debt position in relation to the economy, cash flow problems, insufficient foreign currency reserves, the failure to put in place economic reforms required by the International Monetary Fund or other multilateral agencies, and/or other national economic factors; (b) governments may default on their debt securities, which may require holders of such securities to participate in debt rescheduling; and (c) there is no legal or bankruptcy process by which defaulted government debt may be collected in whole or in part.

Interest Rate Risk: Fixed income securities are subject to interest rate risk because the prices of fixed income securities tend to move in the opposite direction of interest rates. When interest rates rise, fixed income security prices fall. During periods of very low or negative interest rates, the Portfolio may be subject to a greater risk of rising interest rates. When interest rates fall, fixed income security prices rise. In general, fixed income securities with longer maturities are more sensitive to changes in interest rates.

Credit Risk: Credit risk is the risk that the issuer of a security may be unable to make interest payments and/or repay principal when due. A downgrade to an issuer's credit rating or a perceived change in an issuer's financial strength may affect a security's value, and thus, impact the Portfolio's performance. Government agency obligations have different levels of credit support and, therefore, different degrees of credit risk. Securities issued by agencies and instrumentalities of the U.S. Government that are supported by the full faith and credit of the United States, such as the Federal Housing Administration and Ginnie Mae, present little credit risk. Other securities issued by agencies and instrumentalities sponsored by the U.S. Government, that are supported only by the issuer's right to borrow from the U.S. Treasury, subject to certain limitations, and securities issued by agencies and instrumentalities sponsored by the U.S. Government that are sponsored by the credit of the issuing agencies, such as Freddie Mac and Fannie Mae, are subject to a greater degree of credit risk. U.S. government agency securities issued or guaranteed by the credit of the agency may still involve a risk of non-payment of principal and/or interest.

Income Risk: Income risk is the risk that falling interest rates will cause the Portfolio's income to decline because, among other reasons, the proceeds from maturing short-term securities in its portfolio may be reinvested in lower-yielding securities.

Call Risk: Call risk is the risk that during periods of falling interest rates, an issuer will call or repay a higher-yielding fixed income security before its maturity date, forcing the Portfolio to reinvest in fixed income securities with lower interest rates than the original obligations.

Derivatives Risk: Derivatives are instruments, such as futures, and options thereon, and foreign currency forward contracts, whose value is derived from that of other assets, rates or indices. Derivatives can be used for hedging (attempting to reduce risk by offsetting one investment position with another) or non-hedging purposes. Hedging with derivatives may increase expenses, and there is no guarantee that a hedging strategy will work. While hedging can reduce or eliminate losses, it can also reduce or eliminate gains or cause losses if the market moves in a manner different from that anticipated by the Portfolio or if the cost of the derivative outweighs the benefit of the hedge. In regard to currency hedging, it is generally not possible to precisely match the foreign currency exposure of such foreign currency forward contracts to the value of the securities involved due to fluctuations in the market values of such securities and cash flows into and out of the Portfolio between the date a foreign currency forward contract is entered into and the date it expires. The use of derivatives for non-hedging purposes may be considered to carry more risk than other types of investments. When the Portfolio uses derivatives, the Portfolio will be directly exposed to the risks of those derivatives. Derivative instruments are subject to a number of risks including counterparty, settlement, liquidity, interest rate, market, credit and management risks, as well as the risk of improper valuation. Changes in the value of a derivative may not correlate perfectly with the underlying asset, rate or index, and the Portfolio could lose more than the principal amount invested.

Liquidity Risk: Liquidity risk exists when particular portfolio investments are difficult to purchase or sell. To the extent that the Portfolio holds illiquid investments, the Portfolio's performance may be reduced due to an inability to sell the investments at opportune prices or times. Liquid portfolio investments may become illiquid or less liquid after purchase by the Portfolio due to low trading volume, adverse investor perceptions and/or other market developments. Liquidity risk includes the risk that the Portfolio will experience significant net redemptions at a time when it cannot find willing buyers for its portfolio securities or can only sell its portfolio securities at a material loss or at increased costs. Liquidity risk can be more pronounced in periods of market turmoil or in situations where ownership of shares of the Portfolio are concentrated in one or a few investors.

Securities Lending Risk: Securities lending involves the risk that the borrower may fail to return the securities in a timely manner or at all. As a result, the Portfolio may lose money and there may be a delay in recovering the loaned securities. The Portfolio could also lose money if it does not recover the securities and/or the value of the collateral falls, including the value of investments made with cash collateral. Securities lending also may have certain adverse tax consequences.

Operational Risk: Operational risks include human error, changes in personnel, system changes, faults in communication, and failures in systems, technology, or processes. Various operational events or circumstances are outside the Advisor's control, including instances at third parties. The Portfolio and the Advisor seek to reduce these operational risks through controls and procedures. However, these measures do not address every possible risk and may be inadequate to address these risks.

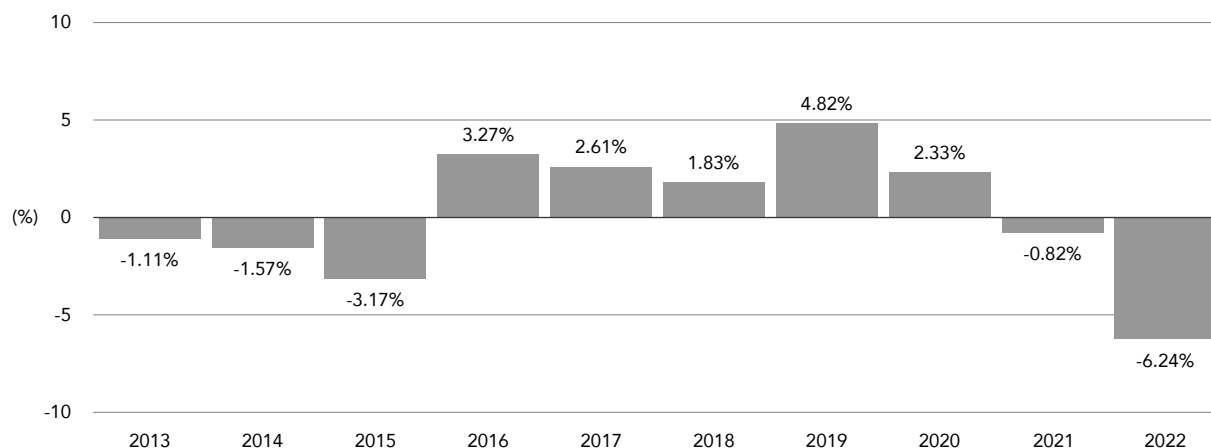
Cyber Security Risk: The Portfolio's and its service providers' use of internet, technology and information systems may expose the Portfolio to potential risks linked to cyber security breaches of those technological or information systems. Cyber security breaches, amongst other things, could allow an unauthorized party to gain access to proprietary information, customer data, or fund assets, or cause the Portfolio and/or its service providers to suffer data corruption or lose operational functionality.

Performance

The bar chart and table immediately following illustrate the variability of the Selectively Hedged Global Portfolio's returns and are meant to provide some indication of the risks of investing in the Portfolio. The bar chart shows the changes in the Portfolio's performance from year to year. The table illustrates how annualized one year, five year and ten year returns, both before and after taxes, compare with those of a broad measure of market performance. The Portfolio's past performance (before and after taxes) is not an indication of future results. Updated performance information for the Portfolio can be obtained by visiting <https://www.dimensional.com/us-en/funds>.

The after-tax returns presented in the table for the Selectively Hedged Global Portfolio are calculated using the historical highest individual federal marginal income tax rates and do not reflect the impact of state and local taxes. Actual after-tax returns depend on an investor's tax situation and may differ from those shown in the table. In addition, the after-tax returns shown are not relevant to investors who hold shares of the Portfolio through tax-advantaged arrangements, such as 401(k) plans or individual retirement accounts.

DFA Selectively Hedged Global Fixed Income Portfolio Institutional Class Shares—Total Returns



January 2013–December 2022

Highest Quarter
3.13% (1/16–3/16)

Lowest Quarter
-3.51% (4/13–6/13)

Annualized Returns (%) Periods ending December 31, 2022

	1 Year	5 Years	10 Years
DFA Selectively Hedged Global Fixed Income Portfolio			
Return Before Taxes	-6.24%	0.31%	0.14%
Return After Taxes on Distributions	-6.26%	-0.30%	-0.48%
Return After Taxes on Distributions and Sale of Portfolio Shares	-3.70%	-0.01%	-0.16%
FTSE World Government Bond Index, 1-3 Years, in USD Terms (Unhedged)			
(reflects no deduction for fees, expenses, or taxes on sales)	-6.91%	-0.90%	-1.11%

Investment Advisor/Portfolio Management

Dimensional Fund Advisors LP serves as the investment advisor for the Selectively Hedged Global Portfolio. Dimensional Fund Advisors Ltd. and DFA Australia Limited serve as the sub-advisors for the Portfolio. The following individuals are responsible for leading the day-to-day management of the Portfolio:

- **David A. Plecha**, Global Head of Fixed Income Portfolio Management, member of the Investment Committee, Vice President, and Senior Portfolio Manager of the Advisor, has been a portfolio manager of the Portfolio since inception (2008).
- **Joseph F. Kolerich**, Head of Fixed Income, Americas, member of the Investment Committee, Vice President, and Senior Portfolio Manager of the Advisor, has been a portfolio manager of the Portfolio since 2012.
- **Lacey N. Huebel**, Head of Responsible Investment, North America, Vice President and Senior Portfolio Manager of the Advisor, has been a portfolio manager of the Portfolio since 2021.

Purchase and Redemption of Fund Shares

Investors may purchase or redeem shares of the Selectively Hedged Global Portfolio on each day that the NYSE is scheduled to be open for business by first contacting the Portfolio's transfer agent at (888) 576-1167. Shareholders that invest in the Portfolio through a financial intermediary should contact their financial intermediary regarding purchase and redemption procedures. The Portfolio generally is available for investment only by institutional clients, clients of registered investment advisors, clients of financial institutions and a limited number of certain other investors as approved from time to time by the Advisor. All investments are subject to approval of the Advisor.

Tax Information

The dividends and distributions you receive from the Selectively Hedged Global Portfolio are taxable and generally will be taxed as ordinary income, capital gains, or some combination of both, unless you are investing through a tax-advantaged arrangement, such as a 401(k) plan or an individual retirement account, in which case distributions may be taxed as ordinary income when withdrawn from the plan or account.

Payments to Financial Intermediaries

If you purchase the Selectively Hedged Global Portfolio through a broker-dealer or other financial intermediary (such as a bank), the Portfolio and its related companies may pay the intermediary for the sale of the Portfolio shares and/or related services. These payments may create a conflict of interest by influencing the financial intermediary to recommend the Portfolio over another investment. Ask your financial advisor or visit your financial intermediary's website for more information.

DFA Five-Year Global Fixed Income Portfolio

Investment Objective

The investment objective of the DFA Five-Year Global Fixed Income Portfolio (the “Five-Year Global Portfolio” or the “Portfolio”) is to provide a market rate of return for a fixed income portfolio with low relative volatility of returns. The Five-Year Global Portfolio seeks to focus the eligible universe on securities with relatively less expected upward or downward movement in market value.

Fees and Expenses of the Portfolio

This table describes the fees and expenses you may pay if you buy, hold or sell shares of the Five-Year Global Portfolio. **You may pay other fees, such as brokerage commissions and other fees to financial intermediaries, which are not reflected in the table and Example below.**

Shareholder Fees (fees paid directly from your investment): None

Annual Fund Operating Expenses (expenses that you pay each year as a percentage of the value of your investment)*

Management Fee	0.18%
Other Expenses	0.02%
Total Annual Fund Operating Expenses	0.20%

* The “Management Fee” and “Total Annual Fund Operating Expenses” have been adjusted to reflect the decrease in the management fee payable by the Five-Year Global Portfolio from 0.20% to 0.18% effective as of February 28, 2023.

EXAMPLE

This Example is meant to help you compare the cost of investing in the Five-Year Global Portfolio with the cost of investing in other mutual funds. The Example assumes that you invest \$10,000 in the Portfolio for the time periods indicated. The Example also assumes that your investment has a 5% return each year and that the Portfolio’s operating expenses remain the same. Although your actual costs may be higher or lower, based on these assumptions your costs would be:

1 Year	3 Years	5 Years	10 Years
\$20	\$64	\$113	\$255

PORTFOLIO TURNOVER

The Five-Year Global Portfolio pays transaction costs, such as commissions, when it buys and sells securities (or “turns over” its portfolio). A higher portfolio turnover may indicate higher transaction costs and may result in higher taxes when Portfolio shares are held in a taxable account. These costs, which are not reflected in Annual Fund Operating Expenses or in the Example, affect the Portfolio’s performance. During the most recent fiscal year, the Portfolio’s portfolio turnover rate was 111% of the average value of its investment portfolio.

Principal Investment Strategies

The Five-Year Global Portfolio seeks to achieve its investment objective by generally investing in a universe of U.S. and foreign debt securities maturing in five years or less from the date of settlement. The Portfolio primarily invests in obligations issued or guaranteed by the U.S. and foreign governments, their agencies and

instrumentalities, corporate debt obligations, bank obligations, commercial paper, repurchase agreements, money market funds, securities of domestic or foreign issuers denominated in U.S. dollars but not trading in the United States, and obligations of supranational organizations. Dimensional Fund Advisors LP (the "Advisor") expects that the Portfolio will primarily invest in the obligations of issuers that are in developed countries. The fixed income securities in which the Portfolio invests are considered investment grade at the time of purchase (e.g., rated BBB- or above by S&P Global Ratings ("S&P") or Fitch Ratings Ltd. ("Fitch") or Baa3 or above by Moody's Investor's Service, Inc. ("Moody's")). The Portfolio intends to invest its assets to gain exposure to at least three different countries, including the United States. Under normal circumstances, the Portfolio invests at least 30% of its net assets in non-U.S. issuers. As of the date of the Prospectus, the Portfolio invests approximately 18% of its net assets in U.S. issuers. This percentage will change due to market conditions. An issuer may be considered to be of a country if it is organized under the laws of, maintains its principal place of business in, has at least 50% of its assets or derives at least 50% of its operating income in, or is a government, government agency, instrumentality or central bank of, that country. As a non-fundamental policy, under normal circumstances, the Portfolio will invest at least 80% of its net assets in fixed income securities that mature within five years from the date of settlement.

It is the policy of the Five-Year Global Portfolio that the weighted average length of maturity of investments will not exceed five years. In making purchase decisions, if the expected term premium is greater for longer-term securities in the eligible maturity range, the Advisor will focus investment in the longer-term area, otherwise, the Portfolio will focus investment in the shorter-term area of the eligible maturity range. The Portfolio is authorized to invest more than 25% of its total assets in U.S. Treasury bonds, bills and notes and obligations of federal agencies and instrumentalities. Because many of the Portfolio's investments may be denominated in foreign currencies, the Portfolio may also enter into foreign currency forward contracts to attempt to protect against uncertainty in the level of future foreign currency rates, to hedge against fluctuations in currency exchange rates or to transfer balances from one currency to another. The Portfolio may purchase or sell futures contracts and options on futures contracts, to hedge its currency exposure or to hedge its interest rate exposure or for non-hedging purposes, such as a substitute for direct investment or to increase or decrease market exposure based on actual or expected cash inflows to or outflows from the Portfolio.

The Five-Year Global Portfolio may lend its portfolio securities to generate additional income.

Principal Risks

Because the value of your investment in the Five-Year Global Portfolio will fluctuate, there is the risk that you will lose money. An investment in the Portfolio is not a deposit of a bank and is not insured or guaranteed by the Federal Deposit Insurance Corporation or any other government agency. The following is a description of principal risks of investing in the Portfolio.

Market Risk: Even a long-term investment approach cannot guarantee a profit. Economic, political, and issuer-specific events will cause the value of securities, and the Portfolio that owns them, to rise or fall.

Foreign Securities and Currencies Risk: Foreign securities prices may decline or fluctuate because of: (a) economic or political actions of foreign governments, and/or (b) less regulated or liquid securities markets. Investors holding these securities may also be exposed to foreign currency risk (the possibility that foreign currency will fluctuate in value against the U.S. dollar or that a foreign government will convert, or be forced to convert, its currency to another currency, changing its value against the U.S. dollar). The Portfolio hedges foreign currency risk.

Foreign Government Debt Risk: The risk that: (a) the governmental entity that controls the repayment of government debt may not be willing or able to repay the principal and/or to pay the interest when it becomes due, due to factors such as political considerations, the relative size of the governmental entity's debt position in relation to the economy, cash flow problems, insufficient foreign currency reserves, the failure to put in place economic reforms required by the International Monetary Fund or other multilateral agencies, and/or other national economic factors; (b) governments may default on their debt securities, which may require holders of

such securities to participate in debt rescheduling; and (c) there is no legal or bankruptcy process by which defaulted government debt may be collected in whole or in part.

Interest Rate Risk: Fixed income securities are subject to interest rate risk because the prices of fixed income securities tend to move in the opposite direction of interest rates. When interest rates rise, fixed income security prices fall. During periods of very low or negative interest rates, the Portfolio may be subject to a greater risk of rising interest rates. When interest rates fall, fixed income security prices rise. In general, fixed income securities with longer maturities are more sensitive to changes in interest rates.

Credit Risk: Credit risk is the risk that the issuer of a security may be unable to make interest payments and/or repay principal when due. A downgrade to an issuer's credit rating or a perceived change in an issuer's financial strength may affect a security's value, and thus, impact the Portfolio's performance. Government agency obligations have different levels of credit support and, therefore, different degrees of credit risk. Securities issued by agencies and instrumentalities of the U.S. Government that are supported by the full faith and credit of the United States, such as the Federal Housing Administration and Ginnie Mae, present little credit risk. Other securities issued by agencies and instrumentalities sponsored by the U.S. Government, that are supported only by the issuer's right to borrow from the U.S. Treasury, subject to certain limitations, and securities issued by agencies and instrumentalities sponsored by the U.S. Government that are sponsored by the credit of the issuing agencies, such as Freddie Mac and Fannie Mae, are subject to a greater degree of credit risk. U.S. government agency securities issued or guaranteed by the credit of the agency may still involve a risk of non-payment of principal and/or interest.

Income Risk: Income risk is the risk that falling interest rates will cause the Portfolio's income to decline because, among other reasons, the proceeds from maturing short-term securities in its portfolio may be reinvested in lower-yielding securities.

Call Risk: Call risk is the risk that during periods of falling interest rates, an issuer will call or repay a higher-yielding fixed income security before its maturity date, forcing the Portfolio to reinvest in fixed income securities with lower interest rates than the original obligations.

Derivatives Risk: Derivatives are instruments, such as futures, and options thereon, and foreign currency forward contracts, whose value is derived from that of other assets, rates or indices. Derivatives can be used for hedging (attempting to reduce risk by offsetting one investment position with another) or non-hedging purposes. Hedging with derivatives may increase expenses, and there is no guarantee that a hedging strategy will work. While hedging can reduce or eliminate losses, it can also reduce or eliminate gains or cause losses if the market moves in a manner different from that anticipated by the Portfolio or if the cost of the derivative outweighs the benefit of the hedge. In regard to currency hedging, it is generally not possible to precisely match the foreign currency exposure of such foreign currency forward contracts to the value of the securities involved due to fluctuations in the market values of such securities and cash flows into and out of the Portfolio between the date a foreign currency forward contract is entered into and the date it expires. The use of derivatives for non-hedging purposes may be considered to carry more risk than other types of investments. When the Portfolio uses derivatives, the Portfolio will be directly exposed to the risks of those derivatives. Derivative instruments are subject to a number of risks including counterparty, settlement, liquidity, interest rate, market, credit and management risks, as well as the risk of improper valuation. Changes in the value of a derivative may not correlate perfectly with the underlying asset, rate or index, and the Portfolio could lose more than the principal amount invested.

Liquidity Risk: Liquidity risk exists when particular portfolio investments are difficult to purchase or sell. To the extent that the Portfolio holds illiquid investments, the Portfolio's performance may be reduced due to an inability to sell the investments at opportune prices or times. Liquid portfolio investments may become illiquid or less liquid after purchase by the Portfolio due to low trading volume, adverse investor perceptions and/or other market developments. Liquidity risk includes the risk that the Portfolio will experience significant net redemptions at a time when it cannot find willing buyers for its portfolio securities or can only sell its portfolio securities at a material loss or at increased costs. Liquidity risk can be more pronounced in periods of market turmoil or in situations where ownership of shares of the Portfolio are concentrated in one or a few investors.

Securities Lending Risk: Securities lending involves the risk that the borrower may fail to return the securities in a timely manner or at all. As a result, the Portfolio may lose money and there may be a delay in recovering the loaned securities. The Portfolio could also lose money if it does not recover the securities and/or the value of the collateral falls, including the value of investments made with cash collateral. Securities lending also may have certain adverse tax consequences.

Operational Risk: Operational risks include human error, changes in personnel, system changes, faults in communication, and failures in systems, technology, or processes. Various operational events or circumstances are outside the Advisor's control, including instances at third parties. The Portfolio and the Advisor seek to reduce these operational risks through controls and procedures. However, these measures do not address every possible risk and may be inadequate to address these risks.

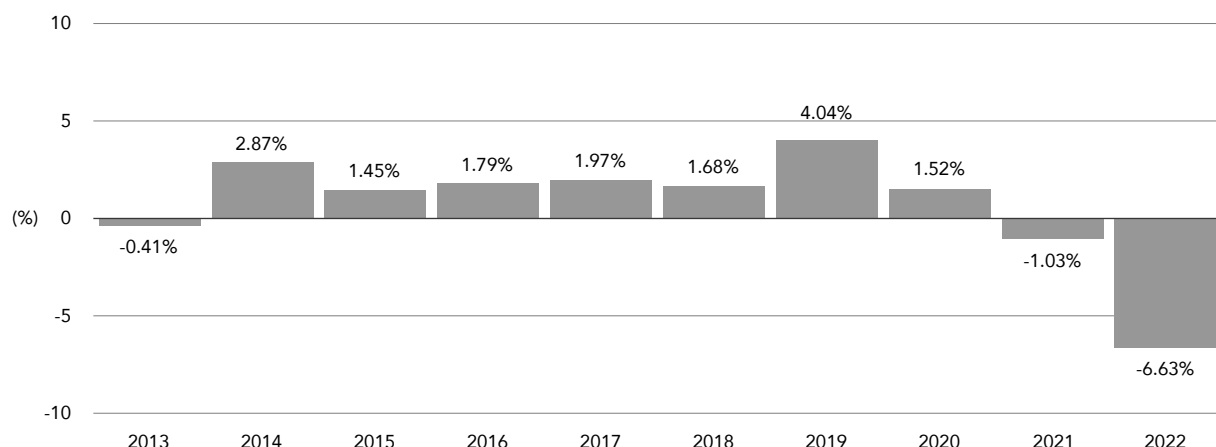
Cyber Security Risk: The Portfolio's and its service providers' use of internet, technology and information systems may expose the Portfolio to potential risks linked to cyber security breaches of those technological or information systems. Cyber security breaches, amongst other things, could allow an unauthorized party to gain access to proprietary information, customer data, or fund assets, or cause the Portfolio and/or its service providers to suffer data corruption or lose operational functionality.

Performance

The bar chart and table immediately following illustrate the variability of the Five-Year Global Portfolio's returns and are meant to provide some indication of the risks of investing in the Portfolio. The bar chart shows the changes in the Portfolio's performance from year to year. The table illustrates how annualized one year, five year and ten year returns, both before and after taxes, compare with those of a broad measure of market performance. The Portfolio's past performance (before and after taxes) is not an indication of future results. Updated performance information for the Portfolio can be obtained by visiting <https://www.dimensional.com/us-en/funds>.

The after-tax returns presented in the table for the Five-Year Global Portfolio are calculated using the historical highest individual federal marginal income tax rates and do not reflect the impact of state and local taxes. Actual after-tax returns depend on an investor's tax situation and may differ from those shown in the table. In addition, the after-tax returns shown are not relevant to investors who hold shares of the Portfolio through tax-advantaged arrangements, such as 401(k) plans or individual retirement accounts.

DFA Five-Year Global Fixed Income Portfolio Institutional Class Shares—Total Returns



January 2013–December 2022

Highest Quarter
2.32% (1/16–3/16)

Lowest Quarter
-4.58% (1/22–3/22)

Annualized Returns (%)
Periods ending December 31, 2022

	1 Year	5 Years	10 Years
DFA Five-Year Global Fixed Income Portfolio			
Return Before Taxes	-6.63%	-0.15%	0.69%
Return After Taxes on Distributions	-7.24%	-0.90%	-0.09%
Return After Taxes on Distributions and Sale of Portfolio Shares	-3.93%	-0.42%	0.21%
FTSE World Government Bond Index, 1-5 Years, Currency-Hedged in USD			
Terms			
(reflects no deduction for fees, expenses, or taxes on sales)	-4.49%	0.73%	0.98%

Investment Advisor/Portfolio Management

Dimensional Fund Advisors LP serves as the investment advisor for the Five-Year Global Portfolio. Dimensional Fund Advisors Ltd. and DFA Australia Limited serve as the sub-advisors for the Portfolio. The following individuals are responsible for leading the day-to-day management of the Portfolio:

- **David A. Plecha**, Global Head of Fixed Income Portfolio Management, member of the Investment Committee, Vice President, and Senior Portfolio Manager of the Advisor, has been a portfolio manager of the Portfolio since inception (1990).
- **Joseph F. Kolerich**, Head of Fixed Income, Americas, member of the Investment Committee, Vice President, and Senior Portfolio Manager of the Advisor, has been a portfolio manager of the Portfolio since 2012.
- **Travis A. Meldau**, Vice President and Senior Portfolio Manager of the Advisor, has been a portfolio manager of the Portfolio since 2020.

Purchase and Redemption of Fund Shares

Investors may purchase or redeem shares of the Five-Year Global Portfolio on each day that the NYSE is scheduled to be open for business by first contacting the Portfolio's transfer agent at (888) 576-1167. Shareholders that invest in the Portfolio through a financial intermediary should contact their financial intermediary regarding purchase and redemption procedures. The Portfolio generally is available for investment only by institutional clients, clients of registered investment advisors, clients of financial institutions and a limited number of certain other investors as approved from time to time by the Advisor. All investments are subject to approval of the Advisor.

Tax Information

The dividends and distributions you receive from the Five-Year Global Portfolio are taxable and generally will be taxed as ordinary income, capital gains, or some combination of both, unless you are investing through a tax-advantaged arrangement, such as a 401(k) plan or an individual retirement account, in which case distributions may be taxed as ordinary income when withdrawn from the plan or account.

Payments to Financial Intermediaries

If you purchase the Five-Year Global Portfolio through a broker-dealer or other financial intermediary (such as a bank), the Portfolio and its related companies may pay the intermediary for the sale of the Portfolio shares and/or related services. These payments may create a conflict of interest by influencing the financial intermediary to

recommend the Portfolio over another investment. Ask your financial advisor or visit your financial intermediary's website for more information.

DFA World ex U.S. Government Fixed Income Portfolio

Investment Objective

The investment objective of the DFA World ex U.S. Government Fixed Income Portfolio (the "World ex U.S. Government Portfolio" or the "Portfolio") is to seek to maximize total returns from the universe of debt securities in which the Portfolio invests. Total return is comprised of income and capital appreciation.

Fees and Expenses of the Portfolio

This table describes the fees and expenses you may pay if you buy, hold or sell shares of the World ex U.S. Government Portfolio. **You may pay other fees, such as brokerage commissions and other fees to financial intermediaries, which are not reflected in the table and Example below.**

Shareholder Fees (fees paid directly from your investment): None

Annual Fund Operating Expenses (expenses that you pay each year as a percentage of the value of your investment)*

Management Fee	0.16%
Other Expenses	0.02%
Recovery of Previously Waived Fees**	0.01%
Total Annual Fund Operating Expenses	0.19%

* The "Management Fee" and "Total Annual Fund Operating Expenses" have been adjusted to reflect the decrease in the management fee payable by the World ex U.S. Government Portfolio from 0.17% to 0.16% effective as of February 28, 2023.

** Dimensional Fund Advisors LP (the "Advisor") has agreed to waive certain fees and in certain instances, assume certain expenses of the World ex U.S. Government Portfolio. The Fee Waiver and Expense Assumption Agreement for the Portfolio will remain in effect through February 28, 2024, and may only be terminated by the Fund's Board of Directors prior to that date. The Advisor retains the right to seek reimbursement for any fees previously waived and/or expenses previously assumed up to thirty-six months after such fee waiver and/or expense assumption.

EXAMPLE

This Example is meant to help you compare the cost of investing in the World ex U.S. Government Portfolio with the cost of investing in other mutual funds. The Example assumes that you invest \$10,000 in the Portfolio for the time periods indicated. The Example also assumes that your investment has a 5% return each year and that the Portfolio's operating expenses remain the same. Although your actual costs may be higher or lower, based on these assumptions, your costs would be:

1 Year	3 Years	5 Years	10 Years
\$19	\$61	\$107	\$243

PORTFOLIO TURNOVER

The World ex U.S. Government Portfolio pays transaction costs, such as commissions, when it buys and sells securities (or "turns over" its portfolio). A higher portfolio turnover may indicate higher transaction costs and may result in higher taxes when Portfolio shares are held in a taxable account. These costs, which are not reflected in

Annual Fund Operating Expenses or in the Example, affect the Portfolio's performance. During the most recent fiscal year, the Portfolio's portfolio turnover rate was 41% of the average value of its investment portfolio.

Principal Investment Strategies

The World ex U.S. Government Portfolio seeks its investment objective by investing in a universe of obligations issued or guaranteed primarily by non-U.S. government issuers, their agencies and instrumentalities and supranational organizations having investment grade credit ratings at the time of purchase (e.g., rated BBB- or above by S&P Global Ratings ("S&P") or Fitch Ratings Ltd. ("Fitch") or Baa3 or above by Moody's Investor's Service, Inc. ("Moody's")). The Advisor expects that the Portfolio will primarily invest in the obligations of issuers that are in developed countries. The Advisor selects the Portfolio's foreign country and currency compositions based on an evaluation of various factors, including, but not limited to, relative interest rates and exchange rates. As a non-fundamental policy, under normal circumstances, the Portfolio will invest at least 80% of its net assets in fixed income securities issued or guaranteed by foreign governments or their authorities, agencies, instrumentalities or political subdivisions.

Generally, the World ex U.S. Government Portfolio will purchase fixed income securities that mature between five and fifteen years from the date of settlement. Under normal circumstances, the Portfolio will generally maintain a weighted average duration of no more than one quarter year greater than, and no less than one year below, the weighted average duration of the Portfolio's benchmark, the FTSE Non-USD World Government Bond Index, Currency-Hedged in USD Terms, which was approximately 8.41 years as of December 31, 2022. From time to time, the Portfolio may deviate from this duration range when the Advisor determines it to be appropriate under the circumstances. Duration is a measure of the sensitivity of a security's price to changes in interest rates. The longer a security's duration, the more sensitive it will be to changes in interest rates.

Because many of the World ex U.S. Government Portfolio's investments may be denominated in foreign currencies, the Portfolio may also enter into foreign currency forward contracts to attempt to protect against uncertainty in the level of future foreign currency rates, to hedge against fluctuations in currency exchange rates or to transfer balances from one currency to another. The Portfolio may also invest in money market funds. The Portfolio may purchase or sell futures contracts and options on futures contracts, to hedge its currency exposure or to hedge its interest rate exposure or for non-hedging purposes, such as a substitute for direct investment or to increase or decrease market exposure based on actual or expected cash inflows to or outflows from the Portfolio.

The World ex U.S. Government Portfolio is "non-diversified," which means that the Portfolio may invest its assets in a smaller number of issuers than a diversified fund.

The World ex U.S. Government Portfolio may lend its portfolio securities to generate additional income.

Principal Risks

Because the value of your investment in the World ex U.S. Government Portfolio will fluctuate, there is the risk that you will lose money. An investment in the Portfolio is not a deposit of a bank and is not insured or guaranteed by the Federal Deposit Insurance Corporation or any other government agency. The following is a description of principal risks of investing in the Portfolio.

Market Risk: Even a long-term investment approach cannot guarantee a profit. Economic, political, and issuer-specific events will cause the value of securities, and the Portfolio that owns them, to rise or fall.

Foreign Securities and Currencies Risk: Foreign securities prices may decline or fluctuate because of: (a) economic or political actions of foreign governments, and/or (b) less regulated or liquid securities markets. Investors holding these securities may also be exposed to foreign currency risk (the possibility that foreign currency will fluctuate in value against the U.S. dollar or that a foreign government will convert, or be forced to

convert, its currency to another currency, changing its value against the U.S. dollar). The Portfolio hedges foreign currency risk.

Foreign Government Debt Risk: The risk that: (a) the governmental entity that controls the repayment of government debt may not be willing or able to repay the principal and/or to pay the interest when it becomes due, due to factors such as political considerations, the relative size of the governmental entity's debt position in relation to the economy, cash flow problems, insufficient foreign currency reserves, the failure to put in place economic reforms required by the International Monetary Fund or other multilateral agencies, and/or other national economic factors; (b) governments may default on their debt securities, which may require holders of such securities to participate in debt rescheduling; and (c) there is no legal or bankruptcy process by which defaulted government debt may be collected in whole or in part.

Interest Rate Risk: Fixed income securities are subject to interest rate risk because the prices of fixed income securities tend to move in the opposite direction of interest rates. When interest rates rise, fixed income security prices fall. During periods of very low or negative interest rates, the Portfolio may be subject to a greater risk of rising interest rates. When interest rates fall, fixed income security prices rise. In general, fixed income securities with longer maturities are more sensitive to changes in interest rates.

Non-Diversification Risk: The risk that the Portfolio may be more volatile than a diversified fund because the Portfolio invests its assets in a smaller number of issuers. The gains or losses on a single security, therefore, may have a greater impact on the Portfolio's net asset value.

Credit Risk: Credit risk is the risk that the issuer of a security may be unable to make interest payments and/or repay principal when due. A downgrade to an issuer's credit rating or a perceived change in an issuer's financial strength may affect a security's value, and thus, impact the Portfolio's performance. Government agency obligations have different levels of credit support and, therefore, different degrees of credit risk. Securities issued by agencies and instrumentalities of the U.S. Government that are supported by the full faith and credit of the United States, such as the Federal Housing Administration and Ginnie Mae, present little credit risk. Other securities issued by agencies and instrumentalities sponsored by the U.S. Government, that are supported only by the issuer's right to borrow from the U.S. Treasury, subject to certain limitations, and securities issued by agencies and instrumentalities sponsored by the U.S. Government that are sponsored by the credit of the issuing agencies, such as Freddie Mac and Fannie Mae, are subject to a greater degree of credit risk. U.S. government agency securities issued or guaranteed by the credit of the agency may still involve a risk of non-payment of principal and/or interest.

Income Risk: Income risk is the risk that falling interest rates will cause the Portfolio's income to decline because, among other reasons, the proceeds from maturing short-term securities in its portfolio may be reinvested in lower-yielding securities.

Call Risk: Call risk is the risk that during periods of falling interest rates, an issuer will call or repay a higher-yielding fixed income security before its maturity date, forcing the Portfolio to reinvest in fixed income securities with lower interest rates than the original obligations.

Derivatives Risk: Derivatives are instruments, such as futures, and options thereon, and foreign currency forward contracts, whose value is derived from that of other assets, rates or indices. Derivatives can be used for hedging (attempting to reduce risk by offsetting one investment position with another) or non-hedging purposes. Hedging with derivatives may increase expenses, and there is no guarantee that a hedging strategy will work. While hedging can reduce or eliminate losses, it can also reduce or eliminate gains or cause losses if the market moves in a manner different from that anticipated by the Portfolio or if the cost of the derivative outweighs the benefit of the hedge. In regard to currency hedging, it is generally not possible to precisely match the foreign currency exposure of such foreign currency forward contracts to the value of the securities involved due to fluctuations in the market values of such securities and cash flows into and out of the Portfolio between the date a foreign currency forward contract is entered into and the date it expires. The use of derivatives for non-hedging purposes may be considered to carry more risk than other types of investments. When the Portfolio uses derivatives, the Portfolio will be directly exposed to the risks of those derivatives. Derivative instruments are subject to a number of risks including counterparty, settlement, liquidity, interest rate, market, credit and management risks, as well as the risk of improper valuation. Changes in the value of a derivative may not

correlate perfectly with the underlying asset, rate or index, and the Portfolio could lose more than the principal amount invested.

Liquidity Risk: Liquidity risk exists when particular portfolio investments are difficult to purchase or sell. To the extent that the Portfolio holds illiquid investments, the Portfolio's performance may be reduced due to an inability to sell the investments at opportune prices or times. Liquid portfolio investments may become illiquid or less liquid after purchase by the Portfolio due to low trading volume, adverse investor perceptions and/or other market developments. Liquidity risk includes the risk that the Portfolio will experience significant net redemptions at a time when it cannot find willing buyers for its portfolio securities or can only sell its portfolio securities at a material loss or at increased costs. Liquidity risk can be more pronounced in periods of market turmoil or in situations where ownership of shares of the Portfolio are concentrated in one or a few investors.

Securities Lending Risk: Securities lending involves the risk that the borrower may fail to return the securities in a timely manner or at all. As a result, the Portfolio may lose money and there may be a delay in recovering the loaned securities. The Portfolio could also lose money if it does not recover the securities and/or the value of the collateral falls, including the value of investments made with cash collateral. Securities lending also may have certain adverse tax consequences.

Operational Risk: Operational risks include human error, changes in personnel, system changes, faults in communication, and failures in systems, technology, or processes. Various operational events or circumstances are outside the Advisor's control, including instances at third parties. The Portfolio and the Advisor seek to reduce these operational risks through controls and procedures. However, these measures do not address every possible risk and may be inadequate to address these risks.

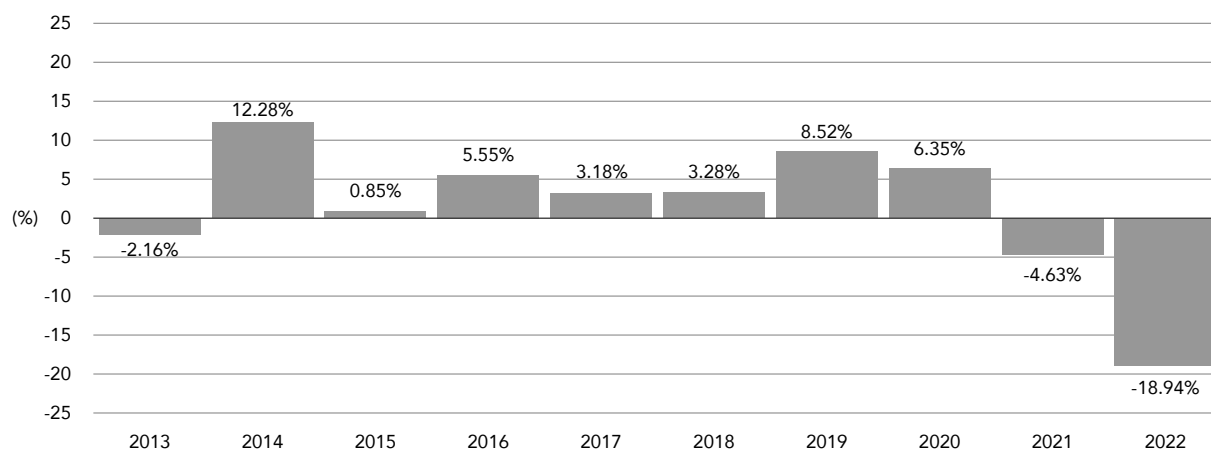
Cyber Security Risk: The Portfolio's and its service providers' use of internet, technology and information systems may expose the Portfolio to potential risks linked to cyber security breaches of those technological or information systems. Cyber security breaches, amongst other things, could allow an unauthorized party to gain access to proprietary information, customer data, or fund assets, or cause the Portfolio and/or its service providers to suffer data corruption or lose operational functionality.

Performance

The bar chart and table immediately following illustrate the variability of the World ex U.S. Government Portfolio's returns and are meant to provide some indication of the risks of investing in the Portfolio. The bar chart shows the changes in the Portfolio's performance from year to year. The table illustrates how annualized one year, five year and since inception returns, both before and after taxes, compare with those of a broad measure of market performance. The Portfolio's past performance (before and after taxes) is not an indication of future results. Updated performance information for the Portfolio can be obtained by visiting <https://www.dimensional.com/us-en/funds>.

The after-tax returns presented in the table for the World ex U.S. Government Portfolio are calculated using the historical highest individual federal marginal income tax rates and do not reflect the impact of state and local taxes. Actual after-tax returns depend on an investor's tax situation and may differ from those shown in the table. In addition, the after-tax returns shown are not relevant to investors who hold shares of the Portfolio through tax-advantaged arrangements, such as 401(k) plans or individual retirement accounts.

DFA World ex U.S. Government Fixed Income Portfolio Institutional Class Shares—Total Returns



January 2013–December 2022

Highest Quarter
4.43% (1/16–3/16)

Lowest Quarter
-7.40% (4/22–6/22)

Annualized Returns (%) Periods ending December 31, 2022

	1 Year	5 Years	10 Years
DFA World ex U.S. Government Fixed Income Portfolio			
Return Before Taxes	-18.94%	-1.62%	1.06%
Return After Taxes on Distributions	-18.94%	-2.72%	-0.36%
Return After Taxes on Distributions and Sale of Portfolio Shares	-11.21%	-1.54%	0.27%
FTSE Non-USD World Government Bond Index, Currency-Hedged in USD			
Terms			
(reflects no deduction for fees, expenses, or taxes on sales)	-13.10%	-0.14%	1.88%

Investment Advisor/Portfolio Management

Dimensional Fund Advisors LP serves as the investment advisor for the World ex U.S. Government Portfolio. Dimensional Fund Advisors Ltd. and DFA Australia Limited serve as the sub-advisors for the Portfolio. The following individuals are responsible for leading the day-to-day management of the Portfolio:

- **David A. Plecha**, Global Head of Fixed Income Portfolio Management, member of the Investment Committee, Vice President, and Senior Portfolio Manager of the Advisor, has been a portfolio manager of the Portfolio since inception (2011).
- **Joseph F. Kolerich**, Head of Fixed Income, Americas, member of the Investment Committee, Vice President, and Senior Portfolio Manager of the Advisor, has been a portfolio manager of the Portfolio since 2012.
- **Alan R. Hutchison**, Vice President and Senior Portfolio Manager of the Advisor, has been a portfolio manager of the Portfolio since 2020.

Purchase and Redemption of Fund Shares

Investors may purchase or redeem shares of the World ex U.S. Government Portfolio on each day that the NYSE is scheduled to be open for business by first contacting the Portfolio's transfer agent at (888) 576-1167. Shareholders that invest in the Portfolio through a financial intermediary should contact their financial intermediary regarding purchase and redemption procedures. The Portfolio generally is available for investment only by institutional clients, clients of registered investment advisors, clients of financial institutions and a limited number of certain other investors as approved from time to time by the Advisor. All investments are subject to approval of the Advisor.

Tax Information

The dividends and distributions you receive from the World ex U.S. Government Portfolio are taxable and generally will be taxed as ordinary income, capital gains, or some combination of both, unless you are investing through a tax-advantaged arrangement, such as a 401(k) plan or an individual retirement account, in which case distributions may be taxed as ordinary income when withdrawn from the plan or account.

Payments to Financial Intermediaries

If you purchase the World ex U.S. Government Portfolio through a broker-dealer or other financial intermediary (such as a bank), the Portfolio and its related companies may pay the intermediary for the sale of the Portfolio shares and/or related services. These payments may create a conflict of interest by influencing the financial intermediary to recommend the Portfolio over another investment. Ask your financial advisor or visit your financial intermediary's website for more information.

DFA Short-Term Government Portfolio

Investment Objective

The investment objective of the DFA Short-Term Government Portfolio (the "Short-Term Government Portfolio" or the "Portfolio") is to maximize total returns from the universe of debt obligations of the U.S. Government and U.S. government agencies. Total return is comprised of income and capital appreciation.

Fees and Expenses of the Portfolio

This table describes the fees and expenses you may pay if you buy, hold or sell shares of the Short-Term Government Portfolio. **You may pay other fees, such as brokerage commissions and other fees to financial intermediaries, which are not reflected in the table and Example below.**

Shareholder Fees (fees paid directly from your investment): None

Annual Fund Operating Expenses (expenses that you pay each year as a percentage of the value of your investment)*

Management Fee	0.14%
Other Expenses	0.02%
Total Annual Fund Operating Expenses	0.16%

* The "Management Fee" and "Total Annual Fund Operating Expenses" have been adjusted to reflect the decrease in the management fee payable by the Short-Term Government Portfolio from 0.16% to 0.14% effective as of February 28, 2023.

EXAMPLE

This Example is meant to help you compare the cost of investing in the Short-Term Government Portfolio with the cost of investing in other mutual funds. The Example assumes that you invest \$10,000 in the Portfolio for the time periods indicated. The Example also assumes that your investment has a 5% return each year and that the Portfolio's operating expenses remain the same. Although your actual costs may be higher or lower, based on these assumptions your costs would be:

1 Year	3 Years	5 Years	10 Years
\$16	\$52	\$90	\$205

PORTFOLIO TURNOVER

The Short-Term Government Portfolio pays transaction costs, such as commissions, when it buys and sells securities (or "turns over" its portfolio). A higher portfolio turnover may indicate higher transaction costs and may result in higher taxes when Portfolio shares are held in a taxable account. These costs, which are not reflected in Annual Fund Operating Expenses or in the Example, affect the Portfolio's performance. During the most recent fiscal year, the Portfolio's portfolio turnover rate was 226% of the average value of its investment portfolio.

Principal Investment Strategies

The Short-Term Government Portfolio seeks to maximize total returns from a universe of obligations of the U.S. Government and its agencies maturing in five years or less from the date of settlement. The credit quality of the securities purchased by the Portfolio will be that of the U.S. Government or its agencies. As a non-fundamental policy, under normal circumstances, the Portfolio will invest at least 80% of its net assets in government securities

that mature within five years from the date of settlement. It is the policy of the Portfolio that the maximum length of maturity of investments will not exceed five years from the date of settlement. In making these purchase decisions, if the expected term premium is greater for longer-term securities in the eligible maturity range, Dimensional Fund Advisors LP (the "Advisor") will focus investment in that longer-term area, otherwise, the portfolio will focus investment in the shorter-term area of the eligible maturity range. The Advisor expects that the Portfolio's average portfolio maturity and average portfolio duration will be three years or less. Duration is a measure of the sensitivity of a security's price to changes in interest rates. The longer a security's duration, the more sensitive it will be to interest rates. The Portfolio will also acquire repurchase agreements backed by U.S. government securities. The Portfolio may also invest in money market funds. The Portfolio is authorized to invest more than 25% of its total assets in U.S. Treasury bonds, bills and notes and obligations of federal agencies and instrumentalities.

The Short-Term Government Portfolio may purchase or sell futures contracts and options on futures contracts, to hedge its interest rate exposure or for non-hedging purposes, such as a substitute for direct investment or to increase or decrease market exposure based on actual or expected cash inflows to or outflows from the Portfolio.

The Short-Term Government Portfolio may lend its portfolio securities to generate additional income.

Principal Risks

Because the value of your investment in the Short-Term Government Portfolio will fluctuate, there is the risk that you will lose money. An investment in the Portfolio is not a deposit of a bank and is not insured or guaranteed by the Federal Deposit Insurance Corporation or any other government agency. The following is a description of principal risks of investing in the Portfolio.

Market Risk: Even a long-term investment approach cannot guarantee a profit. Economic, political, and issuer-specific events will cause the value of securities, and the Portfolio that owns them, to rise or fall.

Interest Rate Risk: Fixed income securities are subject to interest rate risk because the prices of fixed income securities tend to move in the opposite direction of interest rates. When interest rates rise, fixed income security prices fall. During periods of very low or negative interest rates, the Portfolio may be subject to a greater risk of rising interest rates. When interest rates fall, fixed income security prices rise. In general, fixed income securities with longer maturities are more sensitive to changes in interest rates.

Credit Risk: Credit risk is the risk that the issuer of a security may be unable to make interest payments and/or repay principal when due. A downgrade to an issuer's credit rating or a perceived change in an issuer's financial strength may affect a security's value, and thus, impact the Portfolio's performance. Government agency obligations have different levels of credit support and, therefore, different degrees of credit risk. Securities issued by agencies and instrumentalities of the U.S. Government that are supported by the full faith and credit of the United States, such as the Federal Housing Administration and Ginnie Mae, present little credit risk. Other securities issued by agencies and instrumentalities sponsored by the U.S. Government, that are supported only by the issuer's right to borrow from the U.S. Treasury, subject to certain limitations, and securities issued by agencies and instrumentalities sponsored by the U.S. Government that are sponsored by the credit of the issuing agencies, such as Freddie Mac and Fannie Mae, are subject to a greater degree of credit risk. U.S. government agency securities issued or guaranteed by the credit of the agency may still involve a risk of non-payment of principal and/or interest.

Income Risk: Income risk is the risk that falling interest rates will cause the Portfolio's income to decline because, among other reasons, the proceeds from maturing short-term securities in its portfolio may be reinvested in lower-yielding securities.

Liquidity Risk: Liquidity risk exists when particular portfolio investments are difficult to purchase or sell. To the extent that the Portfolio holds illiquid investments, the Portfolio's performance may be reduced due to an inability to sell the investments at opportune prices or times. Liquid portfolio investments may become illiquid or less liquid after purchase by the Portfolio due to low trading volume, adverse investor perceptions and/or other

market developments. Liquidity risk includes the risk that the Portfolio will experience significant net redemptions at a time when it cannot find willing buyers for its portfolio securities or can only sell its portfolio securities at a material loss or at increased costs. Liquidity risk can be more pronounced in periods of market turmoil or in situations where ownership of shares of the Portfolio are concentrated in one or a few investors.

Derivatives Risk: Derivatives are instruments, such as futures contracts, and options thereon, whose value is derived from that of other assets, rates or indices. Derivatives can be used for hedging (attempting to reduce risk by offsetting one investment position with another) or non-hedging purposes. Hedging with derivatives may increase expenses, and there is no guarantee that a hedging strategy will work. While hedging can reduce or eliminate losses, it can also reduce or eliminate gains or cause losses if the market moves in a manner different from that anticipated by the Portfolio or if the cost of the derivative outweighs the benefit of the hedge. The use of derivatives for non-hedging purposes may be considered to carry more risk than other types of investments. When the Portfolio uses derivatives, the Portfolio will be directly exposed to the risks of those derivatives. Derivative instruments are subject to a number of risks including counterparty, liquidity, interest rate, market, credit and management risks, as well as the risk of improper valuation. Changes in the value of a derivative may not correlate perfectly with the underlying asset, rate or index, and the Portfolio could lose more than the principal amount invested.

Securities Lending Risk: Securities lending involves the risk that the borrower may fail to return the securities in a timely manner or at all. As a result, the Portfolio may lose money and there may be a delay in recovering the loaned securities. The Portfolio could also lose money if it does not recover the securities and/or the value of the collateral falls, including the value of investments made with cash collateral. Securities lending also may have certain adverse tax consequences.

Operational Risk: Operational risks include human error, changes in personnel, system changes, faults in communication, and failures in systems, technology, or processes. Various operational events or circumstances are outside the Advisor's control, including instances at third parties. The Portfolio and the Advisor seek to reduce these operational risks through controls and procedures. However, these measures do not address every possible risk and may be inadequate to address these risks.

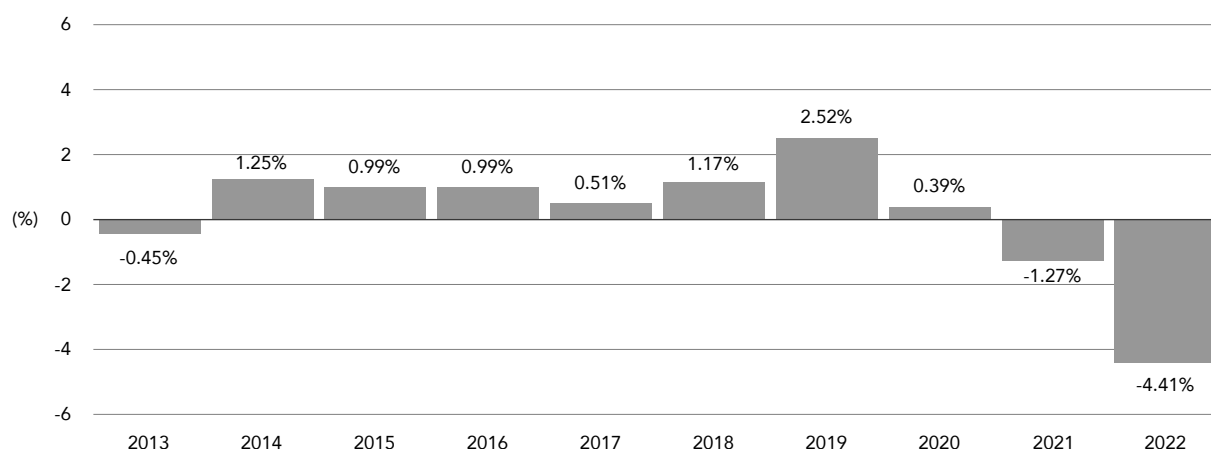
Cyber Security Risk: The Portfolio's and its service providers' use of internet, technology and information systems may expose the Portfolio to potential risks linked to cyber security breaches of those technological or information systems. Cyber security breaches, amongst other things, could allow an unauthorized party to gain access to proprietary information, customer data, or fund assets, or cause the Portfolio and/or its service providers to suffer data corruption or lose operational functionality.

Performance

The bar chart and table immediately following illustrate the variability of the Short-Term Government Portfolio's returns and are meant to provide some indication of the risks of investing in the Portfolio. The bar chart shows the changes in the Portfolio's performance from year to year. The table illustrates how annualized one year, five year and ten year returns, both before and after taxes, compare with those of a broad measure of market performance. The Portfolio's past performance (before and after taxes) is not an indication of future results. Updated performance information for the Portfolio can be obtained by visiting <https://www.dimensional.com/us-en/funds>.

The after-tax returns presented in the table for the Short-Term Government Portfolio are calculated using the historical highest individual federal marginal income tax rates and do not reflect the impact of state and local taxes. Actual after-tax returns depend on an investor's tax situation and may differ from those shown in the table. In addition, the after-tax returns shown are not relevant to investors who hold shares of the Portfolio through tax-advantaged arrangements, such as 401(k) plans or individual retirement accounts.

DFA Short-Term Government Portfolio Institutional Class Shares—Total Returns



January 2013–December 2022

Highest Quarter
1.67% (1/16–3/16)

Lowest Quarter
-3.58% (1/22–3/22)

Annualized Returns (%) Periods ending December 31, 2022

	1 Year	5 Years	10 Years
DFA Short-Term Government Portfolio			
Return Before Taxes	-4.41%	-0.35%	0.15%
Return After Taxes on Distributions	-5.12%	-0.81%	-0.31%
Return After Taxes on Distributions and Sale of Portfolio Shares	-2.61%	-0.45%	-0.07%
ICE BofA 1-5 Year US Treasury & Agency Index*			
(reflects no deduction for fees, expenses, or taxes)	-5.25%	0.66%	0.71%

* ICE BofA index data copyright 2022 ICE Data Indices, LLC.

Investment Advisor/Portfolio Management

Dimensional Fund Advisors LP serves as the investment advisor for the Short-Term Government Portfolio. The following individuals are responsible for leading the day-to-day management of the Portfolio:

- **David A. Plecha**, Global Head of Fixed Income Portfolio Management, member of the Investment Committee, Vice President, and Senior Portfolio Manager of the Advisor, has been a portfolio manager of the Portfolio since 1989.
- **Joseph F. Kolerich**, Head of Fixed Income, Americas, member of the Investment Committee, Vice President, and Senior Portfolio Manager of the Advisor, has been a portfolio manager of the Portfolio since 2012.
- **Alan R. Hutchison**, Vice President and Senior Portfolio Manager of the Advisor, has been a portfolio manager of the Portfolio since 2016.

Purchase and Redemption of Fund Shares

Investors may purchase or redeem shares of the Short-Term Government Portfolio on each day that the NYSE is scheduled to be open for business by first contacting the Portfolio's transfer agent at (888) 576-1167. Shareholders that invest in the Portfolio through a financial intermediary should contact their financial intermediary regarding purchase and redemption procedures. The Portfolio generally is available for investment only by institutional clients, clients of registered investment advisors, clients of financial institutions and a limited number of certain other investors as approved from time to time by the Advisor. All investments are subject to approval of the Advisor.

Tax Information

The dividends and distributions you receive from the Short-Term Government Portfolio are taxable and generally will be taxed as ordinary income, capital gains, or some combination of both, unless you are investing through a tax-advantaged arrangement, such as a 401(k) plan or an individual retirement account, in which case distributions may be taxed as ordinary income when withdrawn from the plan or account.

Payments to Financial Intermediaries

If you purchase the Short-Term Government Portfolio through a broker-dealer or other financial intermediary (such as a bank), the Portfolio and its related companies may pay the intermediary for the sale of the Portfolio shares and/or related services. These payments may create a conflict of interest by influencing the financial intermediary to recommend the Portfolio over another investment. Ask your financial advisor or visit your financial intermediary's website for more information.

DFA Intermediate Government Fixed Income Portfolio

Investment Objective

The investment objective of the DFA Intermediate Government Fixed Income Portfolio (the "Intermediate Government Portfolio" or the "Portfolio") is to earn current income consistent with preservation of capital.

Fees and Expenses of the Portfolio

This table describes the fees and expenses you may pay if you buy, hold or sell shares of the Intermediate Government Portfolio. **You may pay other fees, such as brokerage commissions and other fees to financial intermediaries, which are not reflected in the table and Example below.**

Shareholder Fees (fees paid directly from your investment): None

Annual Fund Operating Expenses (expenses that you pay each year as a percentage of the value of your investment)

Management Fee	0.09%
Other Expenses	0.02%
Total Annual Fund Operating Expenses	0.11%

EXAMPLE

This Example is meant to help you compare the cost of investing in the Intermediate Government Portfolio with the cost of investing in other mutual funds. The Example assumes that you invest \$10,000 in the Portfolio for the time periods indicated. The Example also assumes that your investment has a 5% return each year and that the Portfolio's operating expenses remain the same. Although your actual costs may be higher or lower, based on these assumptions your costs would be:

1 Year	3 Years	5 Years	10 Years
\$11	\$35	\$62	\$141

PORTFOLIO TURNOVER

The Intermediate Government Portfolio pays transaction costs, such as commissions, when it buys and sells securities (or "turns over" its portfolio). A higher portfolio turnover may indicate higher transaction costs and may result in higher taxes when Portfolio shares are held in a taxable account. These costs, which are not reflected in Annual Fund Operating Expenses or in the Example, affect the Portfolio's performance. During the most recent fiscal year, the Portfolio's portfolio turnover rate was 22% of the average value of its investment portfolio.

Principal Investment Strategies

The Intermediate Government Portfolio primarily invests in high quality, low-risk obligations of the U.S. Government and its agencies with maturities between five and fifteen years from the date of settlement. The Portfolio normally invests in non-callable obligations issued or guaranteed by the U.S. Government and U.S. government agencies, AAA-rated, dollar-denominated obligations of foreign governments, obligations of supranational organizations, and futures contracts on U.S. Treasury securities. Since government guaranteed mortgage-backed securities are considered callable, such securities will not be included in the Portfolio.

Generally, the Intermediate Government Portfolio will purchase securities with maturities between five and fifteen years from the date of settlement. The Portfolio will not shift the maturity of its investments in anticipation of interest rate movements and ordinarily will have an average weighted maturity, based upon market values, between three and ten years. Under normal circumstances, when determining its duration, the Portfolio will consider a duration similar to its benchmark, the Bloomberg U.S. Government Bond Index, which was approximately 6.02 years as of December 31, 2022. In any event, as a non-fundamental policy, under normal circumstances, the Portfolio will invest at least 80% of its net assets in fixed income government securities and maintain a weighted average portfolio maturity between three and ten years. Duration is a measure of the sensitivity of a security's price to changes in interest rates. The longer a security's duration, the more sensitive it will be to changes in interest rates.

The Intermediate Government Portfolio may invest a portion of its assets in the obligations of foreign governments. Those obligations at the time of purchase must be either rated in the highest rating category of a nationally recognized statistical rating organization or, in the case of any obligation that is unrated, of comparable quality. The Portfolio is authorized to invest more than 25% of its total assets in U.S. Treasury bonds, bills and notes and obligations of federal agencies and instrumentalities. The Portfolio may also invest in money market funds. The Portfolio also may purchase or sell futures contracts on U.S. Treasury securities or options on such contracts to increase or decrease market exposure based on actual or expected cash inflows to or outflows from the Portfolio. However, the Portfolio will not purchase or sell futures contracts or options thereon if as a result more than 5% of its net assets would then consist of initial margin deposits and premiums required to establish such positions.

The Intermediate Government Portfolio may lend its portfolio securities to generate additional income.

Principal Risks

Because the value of your investment in the Intermediate Government Portfolio will fluctuate, there is the risk that you will lose money. An investment in the Portfolio is not a deposit of a bank and is not insured or guaranteed by the Federal Deposit Insurance Corporation or any other government agency. The following is a description of principal risks of investing in the Portfolio.

Market Risk: Even a long-term investment approach cannot guarantee a profit. Economic, political, and issuer-specific events will cause the value of securities, and the Portfolio that owns them, to rise or fall.

Interest Rate Risk: Fixed income securities are subject to interest rate risk because the prices of fixed income securities tend to move in the opposite direction of interest rates. When interest rates rise, fixed income security prices fall. During periods of very low or negative interest rates, the Portfolio may be subject to a greater risk of rising interest rates. When interest rates fall, fixed income security prices rise. In general, fixed income securities with longer maturities are more sensitive to changes in interest rates.

Credit Risk: Credit risk is the risk that the issuer of a security may be unable to make interest payments and/or repay principal when due. A downgrade to an issuer's credit rating or a perceived change in an issuer's financial strength may affect a security's value, and thus, impact the Portfolio's performance. Government agency obligations have different levels of credit support and, therefore, different degrees of credit risk. Securities issued by agencies and instrumentalities of the U.S. Government that are supported by the full faith and credit of the United States, such as the Federal Housing Administration and Ginnie Mae, present little credit risk. Other securities issued by agencies and instrumentalities sponsored by the U.S. Government, that are supported only by the issuer's right to borrow from the U.S. Treasury, subject to certain limitations, and securities issued by agencies and instrumentalities sponsored by the U.S. Government that are sponsored by the credit of the issuing agencies, such as Freddie Mac and Fannie Mae, are subject to a greater degree of credit risk. U.S. government agency securities issued or guaranteed by the credit of the agency may still involve a risk of non-payment of principal and/or interest.

Income Risk: Income risk is the risk that falling interest rates will cause the Portfolio's income to decline because, among other reasons, the proceeds from maturing short-term securities in its portfolio may be reinvested in lower-yielding securities.

Derivatives Risk: Derivatives are instruments, such as futures contracts, and options thereon, whose value is derived from that of other assets, rates or indices. The use of derivatives for non-hedging purposes may be considered to carry more risk than other types of investments. When the Portfolio uses derivatives, the Portfolio will be directly exposed to the risks of those derivatives. Derivative instruments are subject to a number of risks including counterparty, liquidity, interest rate, market, credit and management risks, as well as the risk of improper valuation. Changes in the value of a derivative may not correlate perfectly with the underlying asset, rate or index, and the Portfolio could lose more than the principal amount invested.

Liquidity Risk: Liquidity risk exists when particular portfolio investments are difficult to purchase or sell. To the extent that the Portfolio holds illiquid investments, the Portfolio's performance may be reduced due to an inability to sell the investments at opportune prices or times. Liquid portfolio investments may become illiquid or less liquid after purchase by the Portfolio due to low trading volume, adverse investor perceptions and/or other market developments. Liquidity risk includes the risk that the Portfolio will experience significant net redemptions at a time when it cannot find willing buyers for its portfolio securities or can only sell its portfolio securities at a material loss or at increased costs. Liquidity risk can be more pronounced in periods of market turmoil or in situations where ownership of shares of the Portfolio are concentrated in one or a few investors.

Securities Lending Risk: Securities lending involves the risk that the borrower may fail to return the securities in a timely manner or at all. As a result, the Portfolio may lose money and there may be a delay in recovering the loaned securities. The Portfolio could also lose money if it does not recover the securities and/or the value of the collateral falls, including the value of investments made with cash collateral. Securities lending also may have certain adverse tax consequences.

Operational Risk: Operational risks include human error, changes in personnel, system changes, faults in communication, and failures in systems, technology, or processes. Various operational events or circumstances are outside the Advisor's control, including instances at third parties. The Portfolio and the Advisor seek to reduce these operational risks through controls and procedures. However, these measures do not address every possible risk and may be inadequate to address these risks.

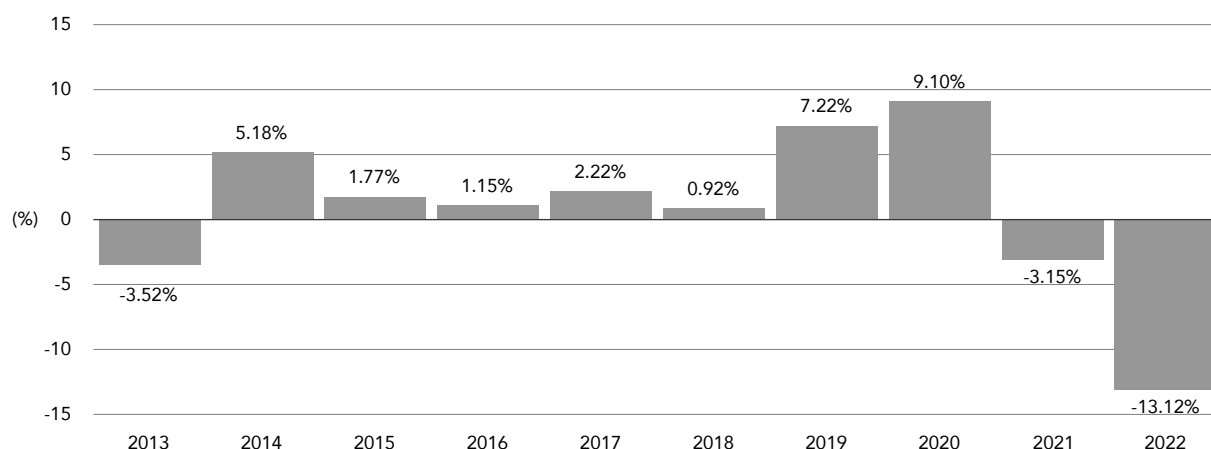
Cyber Security Risk: The Portfolio's and its service providers' use of internet, technology and information systems may expose the Portfolio to potential risks linked to cyber security breaches of those technological or information systems. Cyber security breaches, amongst other things, could allow an unauthorized party to gain access to proprietary information, customer data, or fund assets, or cause the Portfolio and/or its service providers to suffer data corruption or lose operational functionality.

Performance

The bar chart and table immediately following illustrate the variability of the Intermediate Government Portfolio's returns and are meant to provide some indication of the risks of investing in the Portfolio. The bar chart shows the changes in the Portfolio's performance from year to year. The table illustrates how annualized one year, five year and ten year returns, both before and after taxes, compare with those of a broad measure of market performance. The Portfolio's past performance (before and after taxes) is not an indication of future results. Updated performance information for the Portfolio can be obtained by visiting <https://www.dimensional.com/us-en/funds>.

The after-tax returns presented in the table for the Intermediate Government Portfolio are calculated using the historical highest individual federal marginal income tax rates and do not reflect the impact of state and local taxes. Actual after-tax returns depend on an investor's tax situation and may differ from those shown in the table. In addition, the after-tax returns shown are not relevant to investors who hold shares of the Portfolio through tax-advantaged arrangements, such as 401(k) plans or individual retirement accounts.

DFA Intermediate Government Fixed Income Portfolio Institutional Class Shares—Total Returns



January 2013–December 2022

Highest Quarter
8.57% (1/20–3/20)

Lowest Quarter
-5.98% (1/22–3/22)

Annualized Returns (%) Periods ending December 31, 2022

	1 Year	5 Years	10 Years
DFA Intermediate Government Fixed Income Portfolio			
Return Before Taxes	-13.12%	-0.13%	0.59%
Return After Taxes on Distributions	-13.73%	-1.03%	-0.36%
Return After Taxes on Distributions and Sale of Portfolio Shares	-7.76%	-0.37%	0.11%
Bloomberg U.S. Government Bond Index			
(reflects no deduction for fees, expenses, or taxes)	-12.32%	-0.06%	0.60%

Investment Advisor/Portfolio Management

Dimensional Fund Advisors LP (the "Advisor") serves as the investment advisor for the Intermediate Government Portfolio. The following individuals are responsible for leading the day-to-day management of the Portfolio:

- **David A. Plecha**, Global Head of Fixed Income Portfolio Management, member of the Investment Committee, Vice President, and Senior Portfolio Manager of the Advisor, has been a portfolio manager of the Portfolio since inception (1990).
- **Joseph F. Kolerich**, Head of Fixed Income, Americas, member of the Investment Committee, Vice President, and Senior Portfolio Manager of the Advisor, has been a portfolio manager of the Portfolio since 2012.
- **Alan R. Hutchison**, Vice President and Senior Portfolio Manager of the Advisor, has been a portfolio manager of the Portfolio since 2016.

Purchase and Redemption of Fund Shares

Investors may purchase or redeem shares of the Intermediate Government Portfolio on each day that the NYSE is scheduled to be open for business by first contacting the Portfolio's transfer agent at (888) 576-1167. Shareholders that invest in the Portfolio through a financial intermediary should contact their financial intermediary regarding purchase and redemption procedures. The Portfolio generally is available for investment only by institutional clients, clients of registered investment advisors, clients of financial institutions and a limited number of certain other investors as approved from time to time by the Advisor. All investments are subject to approval of the Advisor.

Tax Information

The dividends and distributions you receive from the Intermediate Government Portfolio are taxable and generally will be taxed as ordinary income, capital gains, or some combination of both, unless you are investing through a tax-advantaged arrangement, such as a 401(k) plan or an individual retirement account, in which case distributions may be taxed as ordinary income when withdrawn from the plan or account.

Payments to Financial Intermediaries

If you purchase the Intermediate Government Portfolio through a broker-dealer or other financial intermediary (such as a bank), the Portfolio and its related companies may pay the intermediary for the sale of the Portfolio shares and/or related services. These payments may create a conflict of interest by influencing the financial intermediary to recommend the Portfolio over another investment. Ask your financial advisor or visit your financial intermediary's website for more information.

DFA Short-Term Extended Quality Portfolio

Investment Objective

The investment objective of the DFA Short-Term Extended Quality Portfolio (the “Short-Term Extended Quality Portfolio” or the “Portfolio”) is to maximize total returns from the universe of debt securities in which the Portfolio invests. Total return is comprised of income and capital appreciation.

Fees and Expenses of the Portfolio

This table describes the fees and expenses you may pay if you buy, hold or sell shares of the Short-Term Extended Quality Portfolio. **You may pay other fees, such as brokerage commissions and other fees to financial intermediaries, which are not reflected in the table and Example below.**

Shareholder Fees (fees paid directly from your investment): None

Annual Fund Operating Expenses (expenses that you pay each year as a percentage of the value of your investment)*

Management Fee	0.15%
Other Expenses	0.02%
Recovery of Previously Waived Fees**	0.01%
Total Annual Fund Operating Expenses	0.18%

* The “Management Fee” and “Total Annual Fund Operating Expenses” have been adjusted to reflect the decrease in the management fee payable by the Short-Term Extended Quality Portfolio from 0.16% to 0.15% effective as of February 28, 2023.

** Dimensional Fund Advisors LP (the “Advisor”) has agreed to waive certain fees and in certain instances, assume certain expenses of the Short-Term Extended Quality Portfolio. The Fee Waiver and Expense Assumption Agreement for the Portfolio will remain in effect through February 28, 2024, and may only be terminated by the Fund’s Board of Directors prior to that date. The Advisor retains the right to seek reimbursement for any fees previously waived and/or expenses previously assumed up to thirty-six months after such waiver and/or expense assumption.

EXAMPLE

This Example is meant to help you compare the cost of investing in the Short-Term Extended Quality Portfolio with the cost of investing in other mutual funds. The Example assumes that you invest \$10,000 in the Portfolio for the time periods indicated. The Example also assumes that your investment has a 5% return each year and that the Portfolio’s operating expenses remain the same. Although your actual costs may be higher or lower, based on these assumptions your costs would be:

1 Year	3 Years	5 Years	10 Years
\$18	\$58	\$101	\$230

PORTFOLIO TURNOVER

The Short-Term Extended Quality Portfolio pays transaction costs, such as commissions, when it buys and sells securities (or “turns over” its portfolio). A higher portfolio turnover may indicate higher transaction costs and may result in higher taxes when Portfolio shares are held in a taxable account. These costs, which are not reflected in Annual Fund Operating Expenses or in the Example, affect the Portfolio’s performance. During the most recent fiscal year, the Portfolio’s portfolio turnover rate was 74% of the average value of its investment portfolio.

Principal Investment Strategies

The Short-Term Extended Quality Portfolio seeks to maximize total returns from a universe of U.S. and foreign corporate debt securities with an investment grade credit rating (e.g., rated BBB- or above by S&P Global Ratings ("S&P") or Fitch Ratings Ltd. ("Fitch") or Baa3 or above by Moody's Investor's Service, Inc. ("Moody's")). In addition, the Portfolio may invest in obligations issued or guaranteed by the U.S. and foreign governments, their agencies and instrumentalities, bank obligations, commercial paper, repurchase agreements, money market funds, obligations of other domestic and foreign issuers having investment grade ratings, securities of domestic or foreign issuers denominated in U.S. dollars but not trading in the United States, and obligations of supranational organizations. The Portfolio generally invests with an emphasis on debt securities rated in the lower half of the investment grade spectrum (e.g., rated BBB- to A+ by S&P or Fitch or Baa3 to A1 by Moody's). The Portfolio will not emphasize investments in the lower half of the investment grade spectrum, however, when the Advisor believes the expected credit premium is relatively low. The Portfolio will also invest in higher-rated debt securities. The Advisor expects that the Portfolio will primarily invest in the obligations of issuers that are in developed countries.

The Short-Term Extended Quality Portfolio primarily invests in securities that mature within five years from the date of settlement and maintains an average portfolio maturity and an average portfolio duration of three years or less. In making these purchase decisions, if the expected term premium is greater for longer-term securities in the eligible maturity range, the Advisor will focus on investment in the longer-term area, otherwise, the Portfolio will focus its investment in the shorter-term area of the eligible maturity range. Duration is a measure of the sensitivity of a security's price to changes in interest rates. The longer a security's duration, the more sensitive it will be to changes in interest rates. As a non-fundamental policy, under normal circumstances, the Portfolio will invest at least 80% of its net assets in fixed income securities considered to be investment grade quality. In addition, the Portfolio is authorized to invest more than 25% of its total assets in U.S. Treasury bonds, bills and notes, and obligations of federal agencies and instrumentalities.

The Short-Term Extended Quality Portfolio's investments may include foreign securities denominated in foreign currencies. The Portfolio intends to hedge foreign currency exposure to attempt to protect against uncertainty in the level of future foreign currency rates. The Portfolio may enter into foreign currency forward contracts to hedge against fluctuations in currency exchange rates or to transfer balances from one currency to another. The Portfolio also may enter into credit default swaps on issuers or indices to buy or sell credit protection to hedge its credit exposure; gain market or issuer exposure without owning the underlying securities; or increase the Portfolio's total return. The Portfolio may purchase or sell futures contracts and options on futures contracts, to hedge its currency exposure or to hedge its interest rate exposure or for non-hedging purposes, such as a substitute for direct investment or to increase or decrease market exposure based on actual or expected cash inflows to or outflows from the Portfolio.

The Short-Term Extended Quality Portfolio may lend its portfolio securities to generate additional income.

Principal Risks

Because the value of your investment in the Short-Term Extended Quality Portfolio will fluctuate, there is the risk that you will lose money. An investment in the Portfolio is not a deposit of a bank and is not insured or guaranteed by the Federal Deposit Insurance Corporation or any other government agency. The following is a description of principal risks of investing in the Portfolio.

Market Risk: Even a long-term investment approach cannot guarantee a profit. Economic, political, and issuer-specific events will cause the value of securities, and the Portfolio that owns them, to rise or fall.

Foreign Securities and Currencies Risk: Foreign securities prices may decline or fluctuate because of: (a) economic or political actions of foreign governments, and/or (b) less regulated or liquid securities markets. Investors holding these securities may also be exposed to foreign currency risk (the possibility that foreign currency will fluctuate in value against the U.S. dollar or that a foreign government will convert, or be forced to

convert, its currency to another currency, changing its value against the U.S. dollar). The Portfolio hedges foreign currency risk.

Foreign Government Debt Risk: The risk that: (a) the governmental entity that controls the repayment of government debt may not be willing or able to repay the principal and/or to pay the interest when it becomes due, due to factors such as political considerations, the relative size of the governmental entity's debt position in relation to the economy, cash flow problems, insufficient foreign currency reserves, the failure to put in place economic reforms required by the International Monetary Fund or other multilateral agencies, and/or other national economic factors; (b) governments may default on their debt securities, which may require holders of such securities to participate in debt rescheduling; and (c) there is no legal or bankruptcy process by which defaulted government debt may be collected in whole or in part.

Interest Rate Risk: Fixed income securities are subject to interest rate risk because the prices of fixed income securities tend to move in the opposite direction of interest rates. When interest rates rise, fixed income security prices fall. During periods of very low or negative interest rates, the Portfolio may be subject to a greater risk of rising interest rates. When interest rates fall, fixed income security prices rise. In general, fixed income securities with longer maturities are more sensitive to changes in interest rates.

Credit Risk: Credit risk is the risk that the issuer of a security may be unable to make interest payments and/or repay principal when due. A downgrade to an issuer's credit rating or a perceived change in an issuer's financial strength may affect a security's value, and thus, impact the Portfolio's performance. Government agency obligations have different levels of credit support and, therefore, different degrees of credit risk. Securities issued by agencies and instrumentalities of the U.S. Government that are supported by the full faith and credit of the United States, such as the Federal Housing Administration and Ginnie Mae, present little credit risk. Other securities issued by agencies and instrumentalities sponsored by the U.S. Government, that are supported only by the issuer's right to borrow from the U.S. Treasury, subject to certain limitations, and securities issued by agencies and instrumentalities sponsored by the U.S. Government that are sponsored by the credit of the issuing agencies, such as Freddie Mac and Fannie Mae, are subject to a greater degree of credit risk. U.S. government agency securities issued or guaranteed by the credit of the agency may still involve a risk of non-payment of principal and/or interest.

Income Risk: Income risk is the risk that falling interest rates will cause the Portfolio's income to decline because, among other reasons, the proceeds from maturing short-term securities in its portfolio may be reinvested in lower-yielding securities.

Call Risk: Call risk is the risk that during periods of falling interest rates, an issuer will call or repay a higher-yielding fixed income security before its maturity date, forcing the Portfolio to reinvest in fixed income securities with lower interest rates than the original obligations.

Derivatives Risk: Derivatives are instruments, such as swaps, futures, and options thereon, and foreign currency forward contracts, whose value is derived from that of other assets, rates or indices. Derivatives can be used for hedging (attempting to reduce risk by offsetting one investment position with another) or non-hedging purposes. Hedging with derivatives may increase expenses, and there is no guarantee that a hedging strategy will work. While hedging can reduce or eliminate losses, it can also reduce or eliminate gains or cause losses if the market moves in a manner different from that anticipated by the Portfolio or if the cost of the derivative outweighs the benefit of the hedge. In regard to currency hedging, it is generally not possible to precisely match the foreign currency exposure of such foreign currency forward contracts to the value of the securities involved due to fluctuations in the market values of such securities and cash flows into and out of the Portfolio between the date a foreign currency forward contract is entered into and the date it expires. The use of derivatives for non-hedging purposes may be considered to carry more risk than other types of investments. When the Portfolio uses derivatives, the Portfolio will be directly exposed to the risks of those derivatives. Derivative instruments are subject to a number of risks including counterparty, settlement, liquidity, interest rate, market, credit and management risks, as well as the risk of improper valuation. Changes in the value of a derivative may not correlate perfectly with the underlying asset, rate or index, and the Portfolio could lose more than the principal amount invested. Additional risks are associated with the use of credit default swaps including counterparty and credit risk (the risk that the other party to a swap agreement will not fulfill its contractual obligations, whether because of bankruptcy or other default) and liquidity risk (the possible lack of a secondary market for the swap

agreement). Credit risk increases when the Portfolio is the seller of credit default swaps and counterparty risk increases when the Portfolio is a buyer of credit default swaps. In addition, where the Portfolio is the seller of credit default swaps, it may be required to liquidate portfolio securities at inopportune times in order to meet payment obligations. Credit default swaps may be illiquid or difficult to value.

Liquidity Risk: Liquidity risk exists when particular portfolio investments are difficult to purchase or sell. To the extent that the Portfolio holds illiquid investments, the Portfolio's performance may be reduced due to an inability to sell the investments at opportune prices or times. Liquid portfolio investments may become illiquid or less liquid after purchase by the Portfolio due to low trading volume, adverse investor perceptions and/or other market developments. Liquidity risk includes the risk that the Portfolio will experience significant net redemptions at a time when it cannot find willing buyers for its portfolio securities or can only sell its portfolio securities at a material loss or at increased costs. Liquidity risk can be more pronounced in periods of market turmoil or in situations where ownership of shares of the Portfolio are concentrated in one or a few investors.

Securities Lending Risk: Securities lending involves the risk that the borrower may fail to return the securities in a timely manner or at all. As a result, the Portfolio may lose money and there may be a delay in recovering the loaned securities. The Portfolio could also lose money if it does not recover the securities and/or the value of the collateral falls, including the value of investments made with cash collateral. Securities lending also may have certain adverse tax consequences.

Operational Risk: Operational risks include human error, changes in personnel, system changes, faults in communication, and failures in systems, technology, or processes. Various operational events or circumstances are outside the Advisor's control, including instances at third parties. The Portfolio and the Advisor seek to reduce these operational risks through controls and procedures. However, these measures do not address every possible risk and may be inadequate to address these risks.

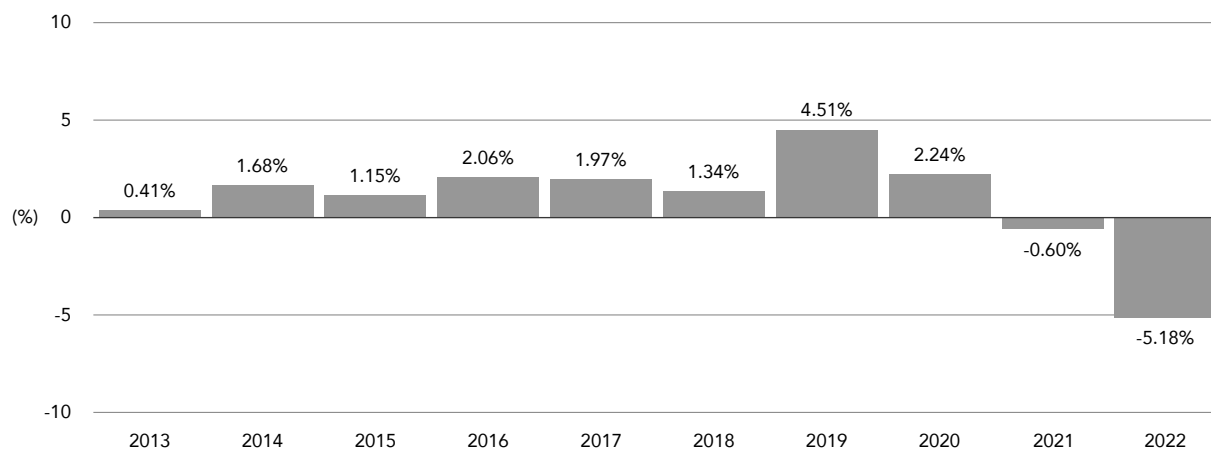
Cyber Security Risk: The Portfolio's and its service providers' use of internet, technology and information systems may expose the Portfolio to potential risks linked to cyber security breaches of those technological or information systems. Cyber security breaches, amongst other things, could allow an unauthorized party to gain access to proprietary information, customer data, or fund assets, or cause the Portfolio and/or its service providers to suffer data corruption or lose operational functionality.

Performance

The bar chart and table immediately following illustrate the variability of the Short-Term Extended Quality Portfolio's returns and are meant to provide some indication of the risks of investing in the Portfolio. The bar chart shows the changes in the Portfolio's performance from year to year. The table illustrates how annualized one year, five year and ten year returns, both before and after taxes, compare with those of a broad measure of market performance. The Portfolio's past performance (before and after taxes) is not an indication of future results. Updated performance information for the Portfolio can be obtained by visiting <https://www.dimensional.com/us-en/funds>.

The after-tax returns presented in the table for the Short-Term Extended Quality Portfolio are calculated using the historical highest individual federal marginal income tax rates and do not reflect the impact of state and local taxes. Actual after-tax returns depend on an investor's tax situation and may differ from those shown in the table. In addition, the after-tax returns shown are not relevant to investors who hold shares of the Portfolio through tax-advantaged arrangements, such as 401(k) plans or individual retirement accounts.

DFA Short-Term Extended Quality Portfolio Institutional Class Shares—Total Returns



January 2013–December 2022

Highest Quarter
2.11% (4/20–6/20)

Lowest Quarter
-3.51% (1/22–3/22)

Annualized Returns (%) Periods ending December 31, 2022

	1 Year	5 Years	10 Years
DFA Short-Term Extended Quality Portfolio			
Return Before Taxes	-5.18%	0.41%	0.93%
Return After Taxes on Distributions	-5.86%	-0.28%	0.21%
Return After Taxes on Distributions and Sale of Portfolio Shares	-3.07%	0.03%	0.40%
ICE BofA 1-5 Year US Corporate & Government Index*			
(reflects no deduction for fees, expenses, or taxes)	-5.54%	0.87%	1.01%

* ICE BofA index data copyright 2022 ICE Data Indices, LLC.

Investment Advisor/Portfolio Management

Dimensional Fund Advisors LP serves as the investment advisor for the Short-Term Extended Quality Portfolio. Dimensional Fund Advisors Ltd. and DFA Australia Limited serve as the sub-advisors for the Portfolio. The following individuals are responsible for leading the day-to-day management of the Portfolio:

- **David A. Plecha**, Global Head of Fixed Income Portfolio Management, member of the Investment Committee, Vice President, and Senior Portfolio Manager of the Advisor, has been a portfolio manager of the Portfolio since inception (2009).
- **Joseph F. Kolerich**, Head of Fixed Income, Americas, member of the Investment Committee, Vice President, and Senior Portfolio Manager of the Advisor, has been a portfolio manager of the Portfolio since 2012.
- **Lacey N. Huebel**, Head of Responsible Investment, North America, Vice President and Senior Portfolio Manager of the Advisor, has been a portfolio manager of the Portfolio since 2021.

Purchase and Redemption of Fund Shares

Investors may purchase or redeem shares of the Short-Term Extended Quality Portfolio on each day that the NYSE is scheduled to be open for business by first contacting the Portfolio's transfer agent at (888) 576-1167. Shareholders that invest in the Portfolio through a financial intermediary should contact their financial intermediary regarding purchase and redemption procedures. The Portfolio generally is available for investment only by institutional clients, clients of registered investment advisors, clients of financial institutions and a limited number of certain other investors as approved from time to time by the Advisor. All investments are subject to approval of the Advisor.

Tax Information

The dividends and distributions you receive from the Short-Term Extended Quality Portfolio are taxable and generally will be taxed as ordinary income, capital gains, or some combination of both, unless you are investing through a tax-advantaged arrangement, such as a 401(k) plan or an individual retirement account, in which case distributions may be taxed as ordinary income when withdrawn from the plan or account.

Payments to Financial Intermediaries

If you purchase the Short-Term Extended Quality Portfolio through a broker-dealer or other financial intermediary (such as a bank), the Portfolio and its related companies may pay the intermediary for the sale of the Portfolio shares and/or related services. These payments may create a conflict of interest by influencing the financial intermediary to recommend the Portfolio over another investment. Ask your financial advisor or visit your financial intermediary's website for more information.

DFA Intermediate-Term Extended Quality Portfolio

Investment Objective

The investment objective of the DFA Intermediate-Term Extended Quality Portfolio (the "Intermediate-Term Extended Quality Portfolio" or the "Portfolio") is to maximize total returns from the universe of debt securities in which the Portfolio invests. Total return is comprised of income and capital appreciation.

Fees and Expenses of the Portfolio

This table describes the fees and expenses you may pay if you buy, hold or sell shares of the Intermediate-Term Extended Quality Portfolio. **You may pay other fees, such as brokerage commissions and other fees to financial intermediaries, which are not reflected in the table and Example below.**

Shareholder Fees (fees paid directly from your investment): None

Annual Fund Operating Expenses (expenses that you pay each year as a percentage of the value of your investment)*

Management Fee	0.16%
Other Expenses	0.02%
Recovery of Previously Waived Fees**	0.01%
Total Annual Fund Operating Expenses	0.19%

* The "Management Fee" and "Total Annual Fund Operating Expenses" have been adjusted to reflect the decrease in the management fee payable by the Intermediate-Term Extended Quality Portfolio from 0.17% to 0.16% effective as of February 28, 2023.

** Dimensional Fund Advisors LP (the "Advisor") has agreed to waive certain fees and in certain instances, assume certain expenses of the Intermediate-Term Extended Quality Portfolio. The Fee Waiver and Expense Assumption Agreement for the Portfolio will remain in effect through February 28, 2024, and may only be terminated by the Fund's Board of Directors prior to that date. The Advisor retains the right to seek reimbursement for any fees previously waived and/or expenses previously assumed up to thirty-six months after such waiver and/or expense assumption.

EXAMPLE

This Example is meant to help you compare the cost of investing in the Intermediate-Term Extended Quality Portfolio with the cost of investing in other mutual funds. The Example assumes that you invest \$10,000 in the Portfolio for the time periods indicated. The Example also assumes that your investment has a 5% return each year and that the Portfolio's operating expenses remain the same. Although your actual costs may be higher or lower, based on these assumptions your costs would be:

1 Year	3 Years	5 Years	10 Years
\$19	\$61	\$107	\$243

PORTFOLIO TURNOVER

The Intermediate-Term Extended Quality Portfolio pays transaction costs, such as commissions, when it buys and sells securities (or "turns over" its portfolio). A higher portfolio turnover may indicate higher transaction costs and may result in higher taxes when Portfolio shares are held in a taxable account. These costs, which are not reflected in Annual Fund Operating Expenses or in the Example, affect the Portfolio's performance. During the most recent fiscal year, the Portfolio's portfolio turnover rate was 21% of the average value of its investment portfolio.

Principal Investment Strategies

The Intermediate-Term Extended Quality Portfolio seeks to maximize total returns from a universe of U.S. and foreign corporate debt securities with an investment grade credit rating (e.g., rated BBB- or above by S&P Global Ratings ("S&P") or Fitch Ratings Ltd. ("Fitch") or Baa3 or above by Moody's Investor's Service, Inc. ("Moody's")).

In addition, the Portfolio may invest in obligations issued or guaranteed by the U.S. and foreign governments, their agencies and instrumentalities, bank obligations, repurchase agreements, money market funds, obligations of other domestic and foreign issuers having investment grade ratings, securities of domestic or foreign issuers denominated in U.S. dollars but not trading in the United States, and obligations of supranational organizations. The Portfolio generally invests with an emphasis on debt securities rated in the lower half of the investment grade spectrum (e.g., rated BBB- to A+ by S&P or Fitch or Baa3 to A1 by Moody's). The Portfolio will not emphasize investments in the lower half of the investment grade spectrum, however, when the Advisor believes the expected credit premium is relatively low. The Portfolio will also invest in higher-rated debt securities. The Advisor expects that the Portfolio will primarily invest in the obligations of issuers that are in developed countries.

The Intermediate-Term Extended Quality Portfolio primarily invests in securities that mature within three to twenty years from the date of settlement. Under normal circumstances, the Portfolio will generally maintain a weighted average duration of no more than one quarter year greater than, and no less than one year below, the weighted average duration of the Portfolio's benchmark, the Bloomberg U.S. Credit Bond Index, which was approximately 6.92 years as of December 31, 2022. From time to time, the Portfolio may deviate from this duration range when the Advisor determines it to be appropriate under the circumstances. In any event, the Portfolio will ordinarily maintain an average dollar-weighted portfolio duration between three and ten years. Duration is a measure of the sensitivity of a security's price to changes in interest rates. The longer a security's duration, the more sensitive it will be to changes in interest rates. As a non-fundamental policy, under normal circumstances, the Portfolio will invest at least 80% of its net assets in fixed income securities considered to be investment grade quality. In addition, the Portfolio is authorized to invest more than 25% of its total assets in U.S. Treasury bonds, bills and notes, and obligations of federal agencies and instrumentalities.

The Intermediate-Term Extended Quality Portfolio's investments may include foreign securities denominated in foreign currencies. The Portfolio intends to hedge foreign currency exposure to attempt to protect against uncertainty in the level of future foreign currency rates. The Portfolio may enter into foreign currency forward contracts to hedge against fluctuations in currency exchange rates or to transfer balances from one currency to another. The Portfolio also may enter into credit default swaps on issuers or indices to buy or sell credit protection to hedge its credit exposure; gain market or issuer exposure without owning the underlying securities; or increase the Portfolio's total return. The Portfolio may purchase or sell futures contracts and options on futures contracts, to hedge its currency exposure or to hedge its interest rate exposure or for non-hedging purposes, such as a substitute for direct investment or to increase or decrease market exposure based on actual or expected cash inflows to or outflows from the Portfolio.

The Intermediate-Term Extended Quality Portfolio may lend its portfolio securities to generate additional income.

Principal Risks

Because the value of your investment in the Intermediate-Term Extended Quality Portfolio will fluctuate, there is the risk that you will lose money. An investment in the Portfolio is not a deposit of a bank and is not insured or guaranteed by the Federal Deposit Insurance Corporation or any other government agency. The following is a description of principal risks of investing in the Portfolio.

Market Risk: Even a long-term investment approach cannot guarantee a profit. Economic, political, and issuer-specific events will cause the value of securities, and the Portfolio, which owns the securities, to rise or fall.

Foreign Securities and Currencies Risk: Foreign securities prices may decline or fluctuate because of: (a) economic or political actions of foreign governments, and/or (b) less regulated or liquid securities markets. Investors holding these securities may also be exposed to foreign currency risk (the possibility that foreign currency will fluctuate in value against the U.S. dollar or that a foreign government will convert, or be forced to convert, its currency to another currency, changing its value against the U.S. dollar). The Portfolio hedges foreign currency risk.

Foreign Government Debt Risk: The risk that: (a) the governmental entity that controls the repayment of government debt may not be willing or able to repay the principal and/or to pay the interest when it becomes due, due to factors such as political considerations, the relative size of the governmental entity's debt position in relation to the economy, cash flow problems, insufficient foreign currency reserves, the failure to put in place economic reforms required by the International Monetary Fund or other multilateral agencies, and/or other national economic factors; (b) governments may default on their debt securities, which may require holders of such securities to participate in debt rescheduling; and (c) there is no legal or bankruptcy process by which defaulted government debt may be collected in whole or in part.

Interest Rate Risk: Fixed income securities are subject to interest rate risk because the prices of fixed income securities tend to move in the opposite direction of interest rates. When interest rates rise, fixed income securities prices fall. During periods of very low or negative interest rates, the Portfolio may be subject to a greater risk of rising interest rates. When interest rates fall, fixed income securities prices rise. In general, fixed income securities with longer maturities are more sensitive to changes in interest rates.

Credit Risk: Credit risk is the risk that the issuer of a security may be unable to make interest payments and/or repay principal when due. A downgrade to an issuer's credit rating or a perceived change in an issuer's financial strength may affect a security's value, and thus, impact the Portfolio's performance. Government agency obligations have different levels of credit support and, therefore, different degrees of credit risk. Securities issued by agencies and instrumentalities of the U.S. Government that are supported by the full faith and credit of the United States, such as the Federal Housing Administration and Ginnie Mae, present little credit risk. Other securities issued by agencies and instrumentalities sponsored by the U.S. Government, that are supported only by the issuer's right to borrow from the U.S. Treasury, subject to certain limitations, and securities issued by agencies and instrumentalities sponsored by the U.S. Government that are sponsored by the credit of the issuing agencies, such as Freddie Mac and Fannie Mae, are subject to a greater degree of credit risk. U.S. government agency securities issued or guaranteed by the credit of the agency may still involve a risk of non-payment of principal and/or interest.

Income Risk: Income risk is the risk that falling interest rates will cause the Portfolio's income to decline because, among other reasons, the proceeds from maturing short-term securities in its portfolio may be reinvested in lower-yielding securities.

Call Risk: Call risk is the risk that during periods of falling interest rates, an issuer will call or repay a higher-yielding fixed income security before its maturity date, forcing the Portfolio to reinvest in fixed income securities with lower interest rates than the original obligations.

Derivatives Risk: Derivatives are instruments, such as swaps, futures, and options thereon, and foreign currency forward contracts, whose value is derived from that of other assets, rates or indices. Derivatives can be used for hedging (attempting to reduce risk by offsetting one investment position with another) or non-hedging purposes. Hedging with derivatives may increase expenses, and there is no guarantee that a hedging strategy will work. While hedging can reduce or eliminate losses, it can also reduce or eliminate gains or cause losses if the market moves in a manner different from that anticipated by the Portfolio or if the cost of the derivative outweighs the benefit of the hedge. In regard to currency hedging, it is generally not possible to precisely match the foreign currency exposure of such foreign currency forward contracts to the value of the securities involved due to fluctuations in the market values of such securities and cash flows into and out of the Portfolio between the date a foreign currency forward contract is entered into and the date it expires. The use of derivatives for non-hedging purposes may be considered to carry more risk than other types of investments. When the Portfolio uses derivatives, the Portfolio will be directly exposed to the risks of those derivatives. Derivative instruments are subject to a number of risks including counterparty, settlement, liquidity, interest rate, market, credit and management risks, as well as the risk of improper valuation. Changes in the value of a derivative may not

correlate perfectly with the underlying asset, rate or index, and the Portfolio could lose more than the principal amount invested. Additional risks are associated with the use of credit default swaps including counterparty and credit risk (the risk that the other party to a swap agreement will not fulfill its contractual obligations, whether because of bankruptcy or other default) and liquidity risk (the possible lack of a secondary market for the swap agreement). Credit risk increases when the Portfolio is the seller of credit default swaps and counterparty risk increases when the Portfolio is a buyer of credit default swaps. In addition, where the Portfolio is the seller of credit default swaps, it may be required to liquidate portfolio securities at inopportune times in order to meet payment obligations. Credit default swaps may be illiquid or difficult to value.

Liquidity Risk: Liquidity risk exists when particular portfolio investments are difficult to purchase or sell. To the extent that the Portfolio holds illiquid investments, the Portfolio's performance may be reduced due to an inability to sell the investments at opportune prices or times. Liquid portfolio investments may become illiquid or less liquid after purchase by the Portfolio due to low trading volume, adverse investor perceptions and/or other market developments. Liquidity risk includes the risk that the Portfolio will experience significant net redemptions at a time when it cannot find willing buyers for its portfolio securities or can only sell its portfolio securities at a material loss or at increased costs. Liquidity risk can be more pronounced in periods of market turmoil or in situations where ownership of shares of the Portfolio are concentrated in one or a few investors.

Securities Lending Risk: Securities lending involves the risk that the borrower may fail to return the securities in a timely manner or at all. As a result, the Portfolio may lose money and there may be a delay in recovering the loaned securities. The Portfolio could also lose money if it does not recover the securities and/or the value of the collateral falls, including the value of investments made with cash collateral. Securities lending also may have certain adverse tax consequences.

Operational Risk: Operational risks include human error, changes in personnel, system changes, faults in communication, and failures in systems, technology, or processes. Various operational events or circumstances are outside the Advisor's control, including instances at third parties. The Portfolio and the Advisor seek to reduce these operational risks through controls and procedures. However, these measures do not address every possible risk and may be inadequate to address these risks.

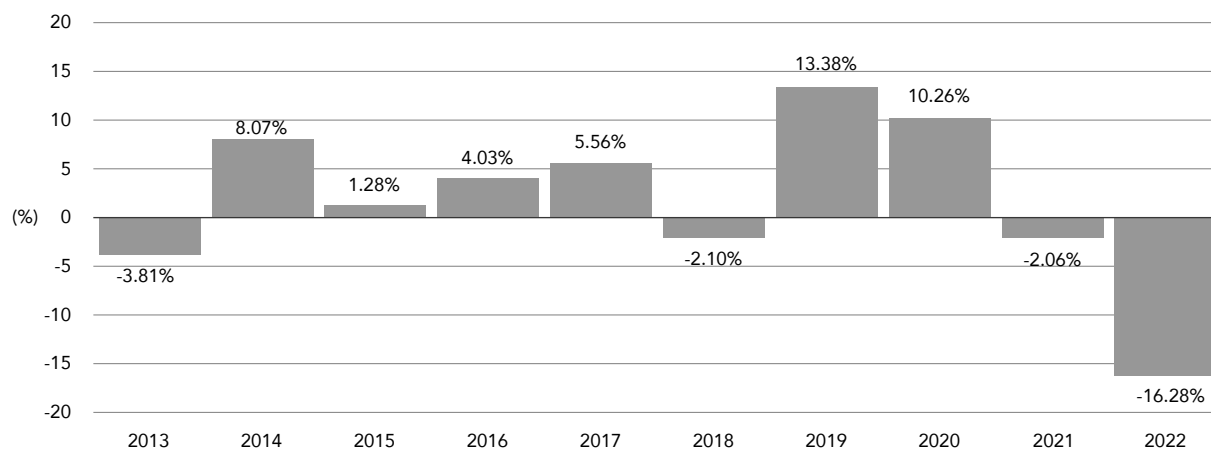
Cyber Security Risk: The Portfolio's and its service providers' use of internet, technology and information systems may expose the Portfolio to potential risks linked to cyber security breaches of those technological or information systems. Cyber security breaches, amongst other things, could allow an unauthorized party to gain access to proprietary information, customer data, or fund assets, or cause the Portfolio and/or its service providers to suffer data corruption or lose operational functionality.

Performance

The bar chart and table immediately following illustrate the variability of the Intermediate-Term Extended Quality Portfolio's returns and are meant to provide some indication of the risks of investing in the Portfolio. The bar chart shows the changes in the Portfolio's performance from year to year. The table illustrates how annualized one year, five year and ten year returns, both before and after taxes, compare with those of a broad measure of market performance. The Portfolio's past performance (before and after taxes) is not an indication of future results. Updated performance information for the Portfolio can be obtained by visiting <https://www.dimensional.com/us-en/funds>.

The after-tax returns presented in the table for the Intermediate-Term Extended Quality Portfolio are calculated using the historical highest individual federal marginal income tax rates and do not reflect the impact of state and local taxes. Actual after-tax returns depend on an investor's tax situation and may differ from those shown in the table. In addition, the after-tax returns shown are not relevant to investors who hold shares of the Portfolio through tax-advantaged arrangements, such as 401(k) plans or individual retirement accounts.

DFA Intermediate-Term Extended Quality Portfolio Institutional Class Shares—Total Returns



January 2013–December 2022

Highest Quarter
8.77% (4/20–6/20)

Lowest Quarter
-7.79% (1/22–3/22)

Annualized Returns (%)

Periods ending December 31, 2022

	1 Year	5 Years	10 Years
DFA Intermediate-Term Extended Quality Portfolio			
Return Before Taxes	-16.28%	0.07%	1.50%
Return After Taxes on Distributions	-17.33%	-1.21%	0.16%
Return After Taxes on Distributions and Sale of Portfolio Shares	-9.61%	-0.38%	0.62%
Bloomberg U.S. Credit Bond Index			
(reflects no deduction for fees, expenses or taxes)	-15.26%	0.42%	1.82%

Investment Advisor/Portfolio Management

Dimensional Fund Advisors LP serves as the investment advisor for the Intermediate-Term Extended Quality Portfolio. Dimensional Fund Advisors Ltd. and DFA Australia Limited serve as the sub-advisors for the Portfolio. The following individuals are responsible for leading the day-to-day management of the Portfolio:

- **David A. Plecha**, Global Head of Fixed Income Portfolio Management, member of the Investment Committee, Vice President, and Senior Portfolio Manager of the Advisor, has been a portfolio manager of the Portfolio since inception (2010).
- **Joseph F. Kolerich**, Head of Fixed Income, Americas, member of the Investment Committee, Vice President, and Senior Portfolio Manager of the Advisor, has been a portfolio manager of the Portfolio since 2012.
- **Lovell D. Shao**, Vice President and Senior Portfolio Manager of the Advisor, has been a portfolio manager of the Portfolio since 2019.

Purchase and Redemption of Fund Shares

Investors may purchase or redeem shares of the Intermediate-Term Extended Quality Portfolio on each day that the NYSE is scheduled to be open for business by first contacting the Portfolio's transfer agent at (888) 576-1167. Shareholders that invest in the Portfolio through a financial intermediary should contact their financial intermediary regarding purchase and redemption procedures. The Portfolio generally is available for investment only by institutional clients, clients of registered investment advisors, clients of financial institutions and a limited number of certain other investors as approved from time to time by the Advisor. All investments are subject to approval of the Advisor.

Tax Information

The dividends and distributions you receive from the Intermediate-Term Extended Quality Portfolio are taxable and generally will be taxed as ordinary income, capital gains, or some combination of both, unless you are investing through a tax-advantaged arrangement, such as a 401(k) plan or an individual retirement account, in which case distributions may be taxed as ordinary income when withdrawn from the plan or account.

Payments to Financial Intermediaries

If you purchase the Intermediate-Term Extended Quality Portfolio through a broker-dealer or other financial intermediary (such as a bank), the Portfolio and its related companies may pay the intermediary for the sale of the Portfolio shares and/or related services. These payments may create a conflict of interest by influencing the financial intermediary to recommend the Portfolio over another investment. Ask your financial advisor or visit your financial intermediary's website for more information.

DFA Targeted Credit Portfolio

Investment Objective

The investment objective of the DFA Targeted Credit Portfolio (the "Targeted Credit Portfolio" or the "Portfolio") is to maximize total returns from the universe of debt securities in which the Portfolio invests. Total return is comprised of income and capital appreciation.

Fees and Expenses of the Portfolio

This table describes the fees and expenses you may pay if you buy, hold or sell shares of the Targeted Credit Portfolio. **You may pay other fees, such as brokerage commissions and other fees to financial intermediaries, which are not reflected in the table and Example below.**

Shareholder Fees (fees paid directly from your investment): None

Annual Fund Operating Expenses (expenses that you pay each year as a percentage of the value of your investment)

Management Fee	0.18%
Other Expenses	0.04%
Total Annual Fund Operating Expenses	0.22%
Fee Waiver and/or Expense Reimbursement*	0.02%
Total Annual Fund Operating Expenses After Fee Waiver and/or Expense Reimbursement	0.20%

* Dimensional Fund Advisors LP (the "Advisor") has agreed to waive certain fees and in certain instances, assume certain expenses of the Targeted Credit Portfolio. The Fee Waiver and Expense Assumption Agreement for the Portfolio will remain in effect through February 28, 2024, and may only be terminated by the Fund's Board of Directors prior to that date. The Advisor retains the right to seek reimbursement for any fees previously waived and/or expenses previously assumed up to thirty-six months after such fee waiver and/or expense assumption.

EXAMPLE

This Example is meant to help you compare the cost of investing in the Targeted Credit Portfolio with the cost of investing in other mutual funds. The Example assumes that you invest \$10,000 in the Portfolio for the time periods indicated. The Example also assumes that your investment has a 5% return each year and that the Portfolio's operating expenses remain the same. The costs for the Portfolio reflect the net expenses of the Portfolio that result from the contractual expense waiver in the first year only. Although your actual costs may be higher or lower, based on these assumptions, your costs would be:

1 Year	3 Years	5 Years	10 Years
\$20	\$69	\$122	\$278

PORTFOLIO TURNOVER

The Targeted Credit Portfolio pays transaction costs, such as commissions, when it buys and sells securities (or "turns over" its portfolio). A higher portfolio turnover may indicate higher transaction costs and may result in higher taxes when Portfolio shares are held in a taxable account. These costs, which are not reflected in Annual Fund Operating Expenses or in the Example, affect the Portfolio's performance. During the most recent fiscal year, the Portfolio's portfolio turnover rate was 39% of the average value of its investment portfolio.

Principal Investment Strategies

The Targeted Credit Portfolio seeks to maximize total returns from a universe of U.S. and foreign corporate debt securities that mature within five years from the date of settlement. In addition, the Portfolio may invest in obligations issued or guaranteed by the U.S. and foreign governments, their agencies and instrumentalities, bank obligations, commercial paper, repurchase agreements, money market funds, obligations of other domestic and foreign issuers, securities of domestic or foreign issuers denominated in U.S. dollars but not trading in the United States, and obligations of supranational organizations. The Portfolio generally emphasizes investments in debt securities rated in the lower half of the investment grade spectrum (e.g., rated BBB- to A+ by S&P Global Ratings ("S&P") or Fitch Ratings Ltd. ("Fitch") or Baa3 to A1 by Moody's Investor's Service, Inc. ("Moody's")). The Portfolio may also invest in higher-rated and/or lower-rated (i.e., below investment grade, also known as "junk" bonds) debt securities. The Advisor expects that the Portfolio will primarily invest in the obligations of issuers that are in developed countries.

As a non-fundamental policy, under normal circumstances, the Targeted Credit Portfolio will invest at least 80% of its net assets in debt securities. The Portfolio seeks to maintain an average portfolio maturity and an average portfolio duration of five years or less. Duration is a measure of the sensitivity of a security's price to changes in interest rates. The longer a security's duration, the more sensitive it will be to changes in interest rates.

The Targeted Credit Portfolio's investments may include foreign securities denominated in foreign currencies. The Portfolio intends to hedge foreign currency exposure to attempt to protect against uncertainty in the level of future foreign currency rates. The Portfolio may enter into foreign currency forward contracts to hedge against fluctuations in currency exchange rates or to transfer balances from one currency to another. The Portfolio also may enter into credit default swaps on issuers or indices to buy or sell credit protection to hedge its credit exposure; gain market or issuer exposure without owning the underlying securities; or increase the Portfolio's total return. The Portfolio may purchase or sell futures contracts and options on futures contracts, to hedge its currency exposure or to hedge its interest rate exposure or for non-hedging purposes, such as a substitute for direct investment or to increase or decrease market exposure based on actual or expected cash inflows to or outflows from the Portfolio.

The Targeted Credit Portfolio may lend its portfolio securities to generate additional income.

Principal Risks

Because the value of your investment in the Targeted Credit Portfolio will fluctuate, there is the risk that you will lose money. An investment in the Portfolio is not a deposit of a bank and is not insured or guaranteed by the Federal Deposit Insurance Corporation or any other government agency. The following is a description of principal risks of investing in the Portfolio.

Market Risk: Even a long-term investment approach cannot guarantee a profit. Economic, political, and issuer-specific events will cause the value of securities, and the Portfolio that owns them, to rise or fall.

Foreign Securities and Currencies Risk: Foreign securities prices may decline or fluctuate because of: (a) economic or political actions of foreign governments, and/or (b) less regulated or liquid securities markets. Investors holding these securities may also be exposed to foreign currency risk (the possibility that foreign currency will fluctuate in value against the U.S. dollar or that a foreign government will convert, or be forced to convert, its currency to another currency, changing its value against the U.S. dollar). The Portfolio hedges foreign currency risk.

Foreign Government Debt Risk: The risk that: (a) the governmental entity that controls the repayment of government debt may not be willing or able to repay the principal and/or to pay the interest when it becomes due, due to factors such as political considerations, the relative size of the governmental entity's debt position in relation to the economy, cash flow problems, insufficient foreign currency reserves, the failure to put in place economic reforms required by the International Monetary Fund or other multilateral agencies, and/or other national economic factors; (b) governments may default on their debt securities, which may require holders of

such securities to participate in debt rescheduling; and (c) there is no legal or bankruptcy process by which defaulted government debt may be collected in whole or in part.

Interest Rate Risk: Fixed income securities are subject to interest rate risk because the prices of fixed income securities tend to move in the opposite direction of interest rates. When interest rates rise, fixed income security prices fall. During periods of very low or negative interest rates, the Portfolio may be subject to a greater risk of rising interest rates. When interest rates fall, fixed income security prices rise. In general, fixed income securities with longer maturities are more sensitive to changes in interest rates.

Credit Risk: Credit risk is the risk that the issuer of a security may be unable to make interest payments and/or repay principal when due. A downgrade to an issuer's credit rating or a perceived change in an issuer's financial strength may affect a security's value, and thus, impact the Portfolio's performance. Government agency obligations have different levels of credit support and, therefore, different degrees of credit risk. Securities issued by agencies and instrumentalities of the U.S. Government that are supported by the full faith and credit of the United States, such as the Federal Housing Administration and Ginnie Mae, present little credit risk. Other securities issued by agencies and instrumentalities sponsored by the U.S. Government, that are supported only by the issuer's right to borrow from the U.S. Treasury, subject to certain limitations, and securities issued by agencies and instrumentalities sponsored by the U.S. Government that are sponsored by the credit of the issuing agencies, such as Freddie Mac and Fannie Mae, are subject to a greater degree of credit risk. U.S. government agency securities issued or guaranteed by the credit of the agency may still involve a risk of non-payment of principal and/or interest.

High Yield Risk: Securities rated below investment grade may be subject to greater interest rate, credit and liquidity risks than investment grade securities. Fixed income securities that are below investment grade involve high credit risk and are considered speculative. Below investment grade fixed income securities may also fluctuate in value more than higher quality fixed income securities and, during periods of market volatility, may be more difficult to sell at the time and price the Portfolio desires.

Income Risk: Income risk is the risk that falling interest rates will cause the Portfolio's income to decline because, among other reasons, the proceeds from maturing short-term securities in its portfolio may be reinvested in lower-yielding securities.

Call Risk: Call risk is the risk that during periods of falling interest rates, an issuer will call or repay a higher-yielding fixed income security before its maturity date, forcing the Portfolio to reinvest in fixed income securities with lower interest rates than the original obligations.

Derivatives Risk: Derivatives are instruments, such as swaps, futures, and options thereon, and foreign currency forward contracts, whose value is derived from that of other assets, rates or indices. Derivatives can be used for hedging (attempting to reduce risk by offsetting one investment position with another) or non-hedging purposes. Hedging with derivatives may increase expenses, and there is no guarantee that a hedging strategy will work. While hedging can reduce or eliminate losses, it can also reduce or eliminate gains or cause losses if the market moves in a manner different from that anticipated by the Portfolio or if the cost of the derivative outweighs the benefit of the hedge. In regard to currency hedging, it is generally not possible to precisely match the foreign currency exposure of such foreign currency forward contracts to the value of the securities involved due to fluctuations in the market values of such securities and cash flows into and out of the Portfolio between the date a foreign currency forward contract is entered into and the date it expires. The use of derivatives for non-hedging purposes may be considered to carry more risk than other types of investments. When the Portfolio uses derivatives, the Portfolio will be directly exposed to the risks of those derivatives. Derivative instruments are subject to a number of risks including counterparty, settlement, liquidity, interest rate, market, credit and management risks, as well as the risk of improper valuation. Changes in the value of a derivative may not correlate perfectly with the underlying asset, rate or index, and the Portfolio could lose more than the principal amount invested. Additional risks are associated with the use of credit default swaps including counterparty and credit risk (the risk that the other party to a swap agreement will not fulfill its contractual obligations, whether because of bankruptcy or other default) and liquidity risk (the possible lack of a secondary market for the swap agreement). Credit risk increases when the Portfolio is the seller of credit default swaps and counterparty risk increases when the Portfolio is a buyer of credit default swaps. In addition, where the Portfolio is the seller of

credit default swaps, it may be required to liquidate portfolio securities at inopportune times in order to meet payment obligations. Credit default swaps may be illiquid or difficult to value.

Liquidity Risk: Liquidity risk exists when particular portfolio investments are difficult to purchase or sell. To the extent that the Portfolio holds illiquid investments, the Portfolio's performance may be reduced due to an inability to sell the investments at opportune prices or times. Liquid portfolio investments may become illiquid or less liquid after purchase by the Portfolio due to low trading volume, adverse investor perceptions and/or other market developments. Liquidity risk includes the risk that the Portfolio will experience significant net redemptions at a time when it cannot find willing buyers for its portfolio securities or can only sell its portfolio securities at a material loss or at increased costs. Liquidity risk can be more pronounced in periods of market turmoil or in situations where ownership of shares of the Targeted Credit Portfolio are concentrated in one or a few investors.

Securities Lending Risk: Securities lending involves the risk that the borrower may fail to return the securities in a timely manner or at all. As a result, the Portfolio may lose money and there may be a delay in recovering the loaned securities. The Portfolio could also lose money if it does not recover the securities and/or the value of the collateral falls, including the value of investments made with cash collateral. Securities lending also may have certain adverse tax consequences.

Operational Risk: Operational risks include human error, changes in personnel, system changes, faults in communication, and failures in systems, technology, or processes. Various operational events or circumstances are outside the Advisor's control, including instances at third parties. The Portfolio and the Advisor seek to reduce these operational risks through controls and procedures. However, these measures do not address every possible risk and may be inadequate to address these risks.

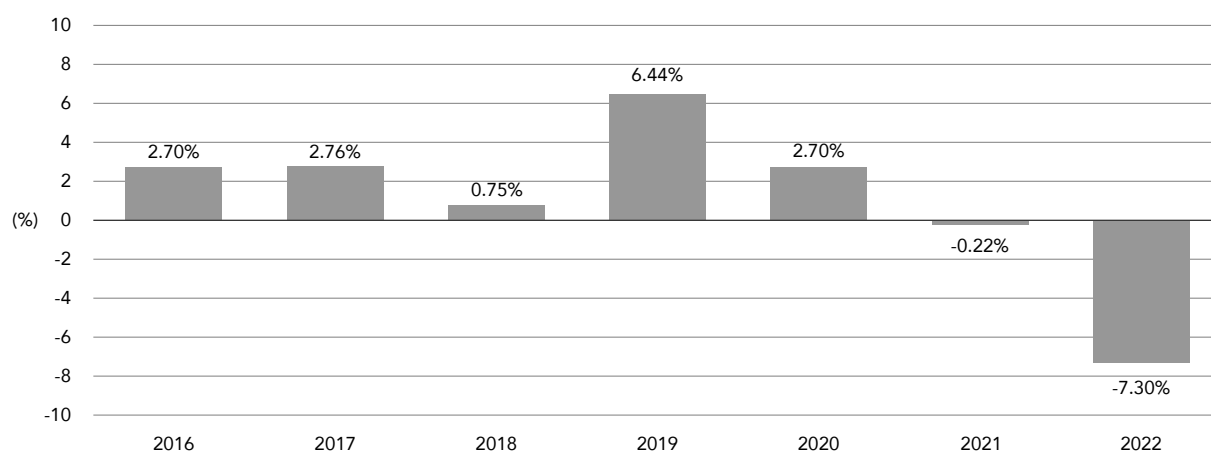
Cyber Security Risk: The Portfolio's and its service providers' use of internet, technology and information systems may expose the Portfolio to potential risks linked to cyber security breaches of those technological or information systems. Cyber security breaches, amongst other things, could allow an unauthorized party to gain access to proprietary information, customer data, or fund assets, or cause the Portfolio and/or its service providers to suffer data corruption or lose operational functionality.

Performance

The bar chart and table immediately following illustrate the variability of the Targeted Credit Portfolio's returns and are meant to provide some indication of the risks of investing in the Portfolio. The bar chart shows the changes in the Portfolio's performance from year to year. The table illustrates how annualized one year, five year and since inception returns, both before and after taxes, compare with those of a broad measure of market performance. The Portfolio's past performance (before and after taxes) is not an indication of future results. Updated performance information for the Portfolio can be obtained by visiting <https://www.dimensions.com/us-en/funds>.

The after-tax returns presented in the table for the Targeted Credit Portfolio are calculated using the historical highest individual federal marginal income tax rates and do not reflect the impact of state and local taxes. Actual after-tax returns depend on an investor's tax situation and may differ from those shown in the table. In addition, the after-tax returns shown are not relevant to investors who hold shares of the Portfolio through tax-advantaged arrangements, such as 401(k) plans or individual retirement accounts.

DFA Targeted Credit Portfolio Institutional Class Shares—Total Returns



January 2016–December 2022

Highest Quarter
4.15% (4/20–6/20)

Lowest Quarter
-4.69% (1/22–3/22)

Annualized Returns (%) Periods ending December 31, 2022

	1 Year	5 Years	Since 5/20/15 Inception
DFA Targeted Credit Portfolio			
Return Before Taxes	-7.30%	0.37%	0.91%
Return After Taxes on Distributions	-7.95%	-0.47%	0.04%
Return After Taxes on Distributions and Sale of Portfolio Shares	-4.32%	-0.05%	0.33%
Bloomberg Global Aggregate Credit Bond Index 1-5 Years (hedged to USD)			
(reflects no deduction for fees, expenses, or taxes on sales)	-6.00%	1.13%	1.47%

Investment Advisor/Portfolio Management

Dimensional Fund Advisors LP serves as the investment advisor for the Targeted Credit Portfolio. Dimensional Fund Advisors Ltd. and DFA Australia Limited serve as the sub-advisors for the Portfolio. The following individuals are responsible for leading the day-to-day management of the Portfolio:

- **Joseph F. Kolerich**, Head of Fixed Income, Americas, member of the Investment Committee, Vice President, and Senior Portfolio Manager of the Advisor, has been a portfolio manager of the Portfolio since inception (2015).
- **David A. Plecha**, Global Head of Fixed Income Portfolio Management, member of the Investment Committee, Vice President, and Senior Portfolio Manager of the Advisor, has been a portfolio manager of the Portfolio since inception (2015).
- **Alexander Fridman**, Vice President and Senior Portfolio Manager of the Advisor, has been a portfolio manager of the Portfolio since 2020.

Purchase and Redemption of Fund Shares

Investors may purchase or redeem shares of the Targeted Credit Portfolio on each day that the NYSE is scheduled to be open for business by first contacting the Portfolio's transfer agent at (888) 576-1167. Shareholders that invest in the Portfolio through a financial intermediary should contact their financial intermediary regarding purchase and redemption procedures. The Portfolio generally is available for investment only by institutional clients, clients of registered investment advisors, clients of financial institutions and a limited number of certain other investors as approved from time to time by the Advisor. All investments are subject to approval of the Advisor.

Tax Information

The dividends and distributions you receive from the Targeted Credit Portfolio are taxable and generally will be taxed as ordinary income, capital gains, or some combination of both, unless you are investing through a tax-advantaged arrangement, such as a 401(k) plan or an individual retirement account, in which case distributions may be taxed as ordinary income when withdrawn from the plan or account.

Payments to Financial Intermediaries

If you purchase the Targeted Credit Portfolio through a broker-dealer or other financial intermediary (such as a bank), the Portfolio and its related companies may pay the intermediary for the sale of the Portfolio shares and/or related services. These payments may create a conflict of interest by influencing the financial intermediary to recommend the Portfolio over another investment. Ask your financial advisor or visit your financial intermediary's website for more information.

DFA Global Core Plus Fixed Income Portfolio

Investment Objective

The investment objective of the DFA Global Core Plus Fixed Income Portfolio (the "Global Core Plus Fixed Income Portfolio" or the "Portfolio") is to maximize total returns from the universe of fixed income securities in which the Portfolio invests. Total return is comprised of income and capital appreciation.

Fees and Expenses of the Portfolio

This table describes the fees and expenses you may pay if you buy, hold or sell shares of the Global Core Plus Fixed Income Portfolio. **You may pay other fees, such as brokerage commissions and other fees to financial intermediaries, which are not reflected in the table and Example below.**

Shareholder Fees (fees paid directly from your investment): None

Annual Fund Operating Expenses (expenses that you pay each year as a percentage of the value of your investment)*

Management Fee	0.20%
Other Expenses	0.02%
Total Annual Fund Operating Expenses	0.22%

* The "Management Fee" and "Total Annual Fund Operating Expenses" have been adjusted to reflect the decrease in the management fee payable by the Global Core Plus Fixed Income Portfolio from 0.22% to 0.20% effective as of February 28, 2023.

EXAMPLE

This Example is meant to help you compare the cost of investing in the Global Core Plus Fixed Income Portfolio with the cost of investing in other mutual funds. The Example assumes that you invest \$10,000 in the Portfolio for the time periods indicated. The Example also assumes that your investment has a 5% return each year and that the Portfolio's operating expenses remain the same. Although your actual costs may be higher or lower, based on these assumptions, your costs would be:

1 Year	3 Years	5 Years	10 Years
\$23	\$71	\$124	\$280

PORTFOLIO TURNOVER

The Global Core Plus Fixed Income Portfolio pays transaction costs, such as commissions, when it buys and sells securities (or "turns over" its portfolio). A higher portfolio turnover may indicate higher transaction costs and may result in higher taxes when Portfolio shares are held in a taxable account. These costs, which are not reflected in Annual Fund Operating Expenses or in the Example, affect the Portfolio's performance. During the most recent fiscal year, the Portfolio's portfolio turnover rate was 45% of the average value of its investment portfolio.

Principal Investment Strategies

The Global Core Plus Fixed Income Portfolio seeks to achieve its investment objective by investing in a universe of U.S. and foreign fixed income securities. The Portfolio may invest in obligations issued or guaranteed by the U.S. and foreign governments, their agencies and instrumentalities, including mortgage-backed securities, corporate debt obligations, bank obligations, commercial paper, repurchase agreements, money market funds,

securities of domestic or foreign issuers denominated in U.S. dollars but not trading in the United States, and obligations of supranational organizations. The Portfolio may purchase or sell mortgage-backed securities on a delayed delivery or forward commitment basis through the “to-be-announced” (TBA) market. Dimensional Fund Advisors LP (the “Advisor”) expects that the Portfolio will primarily invest in the obligations of issuers that are in developed countries.

The Global Core Plus Fixed Income Portfolio may invest in fixed income securities considered investment grade at the time of purchase (e.g., rated BBB- or above by S&P Global Ratings (“S&P”) or Fitch Ratings Ltd. (“Fitch”) or Baa3 or above by Moody’s Investor’s Service, Inc. (“Moody’s”)) and in lower-rated (i.e., below investment grade, also known as “junk” bonds) fixed income securities. The Portfolio may invest with an emphasis on fixed income securities rated in the lower half of the investment grade spectrum (e.g., rated BBB- to A+ by S&P or Fitch or Baa3 to A1 by Moody’s). In addition, the Portfolio may invest in fixed income securities rated below investment grade. The Portfolio may not emphasize investments in lower-rated debt securities, however, when the Advisor believes the expected credit premium is relatively low.

The Global Core Plus Fixed Income Portfolio primarily invests in securities that mature within twenty years from the date of settlement, but may, as in the case of mortgage-backed securities, invest in securities with longer maturities. Under normal circumstances, the Portfolio will generally maintain a weighted average duration of no more than one half year greater than, and no less than one year below, the weighted average duration of the Portfolio’s benchmark, the Bloomberg Global Aggregate Bond Index (hedged to USD), which was approximately 6.69 years as of December 31, 2022. From time to time, the Portfolio may deviate from this duration range when the Advisor determines it to be appropriate under the circumstances. Duration is a measure of the sensitivity of a security’s price to changes in interest rates. The longer a security’s duration, the more sensitive it will be to changes in interest rates. The Portfolio is authorized to invest more than 25% of its total assets in U.S. Treasury bonds, bills and notes, and obligations of federal agencies and instrumentalities.

The Portfolio intends to invest its assets to gain exposure to at least three different countries, including the United States. Under normal circumstances, the Portfolio invests at least 30% of its net assets in non-U.S. issuers. As of the date of the Prospectus, the Portfolio invests approximately 54% of its net assets in U.S. issuers. This percentage will change due to market conditions. An issuer may be considered to be of a country if it is organized under the laws of, maintains its principal place of business in, has at least 50% of its assets or derives at least 50% of its operating income in, or is a government, government agency, instrumentality or central bank of, that country. As a non-fundamental policy, under normal circumstances, the Portfolio will invest at least 80% of its net assets in fixed income securities.

The Global Core Plus Fixed Income Portfolio will be managed with a view to capturing expected credit premiums and expected term premiums. The term “expected credit premium” means the expected incremental return on investment for holding obligations considered to have greater credit risk than direct obligations of the U.S. Treasury, and “expected term premium” means the expected relative return on investment for holding securities having longer-term maturities as compared to shorter-term maturities. In managing the Portfolio, the Advisor will increase or decrease investment exposure to intermediate-term securities depending on the expected term premium and also increase or decrease investment exposure to lower-rated debt securities depending on the expected credit premium.

Because many of the Global Core Plus Fixed Income Portfolio’s investments may be denominated in foreign currencies, the Portfolio may enter into foreign currency forward contracts to attempt to protect against uncertainty in the level of future foreign currency rates, to hedge against fluctuations in currency exchange rates or to transfer balances from one currency to another. The Portfolio also may enter into credit default swaps on issuers or indices to buy or sell credit protection to hedge its credit exposure; gain market or issuer exposure without owning the underlying securities; or increase the Portfolio’s total return. The Portfolio may purchase or sell futures contracts and options on futures contracts, to hedge its interest rate or currency exposure or for non-hedging purposes, such as a substitute for direct investment or to increase or decrease market exposure, including adjustments based on actual or expected cash inflows to or outflows from the Portfolio.

The Global Core Plus Fixed Income Portfolio may lend its portfolio securities to generate additional income.

Principal Risks

Because the value of your investment in the Global Core Plus Fixed Income Portfolio will fluctuate, there is the risk that you will lose money. An investment in the Portfolio is not a deposit of a bank and is not insured or guaranteed by the Federal Deposit Insurance Corporation or any other government agency. The following is a description of principal risks of investing in the Portfolio.

Market Risk: Even a long-term investment approach cannot guarantee a profit. Economic, political, and issuer-specific events will cause the value of securities, and the Portfolio that owns them, to rise or fall.

Foreign Securities and Currencies Risk: Foreign securities prices may decline or fluctuate because of: (a) economic or political actions of foreign governments, and/or (b) less regulated or liquid securities markets. Investors holding these securities may also be exposed to foreign currency risk (the possibility that foreign currency will fluctuate in value against the U.S. dollar or that a foreign government will convert, or be forced to convert, its currency to another currency, changing its value against the U.S. dollar). The Portfolio hedges foreign currency risk.

Foreign Government Debt Risk: The risk that: (a) the governmental entity that controls the repayment of government debt may not be willing or able to repay the principal and/or to pay the interest when it becomes due, due to factors such as political considerations, the relative size of the governmental entity's debt position in relation to the economy, cash flow problems, insufficient foreign currency reserves, the failure to put in place economic reforms required by the International Monetary Fund or other multilateral agencies, and/or other national economic factors; (b) governments may default on their debt securities, which may require holders of such securities to participate in debt rescheduling; and (c) there is no legal or bankruptcy process by which defaulted government debt may be collected in whole or in part.

Mortgage-Backed Securities Risk: Mortgage-backed securities represent interests in "pools" of mortgages and often involve risks that are different from or potentially more significant than risks associated with other types of debt instruments. Mortgage securities differ from typical debt securities in that principal is not paid back at maturity, but rather periodically over the life of the security. The Portfolio may receive unscheduled payments of principal due to voluntary prepayments, refinancings or foreclosures on the underlying mortgage loans. When interest rates decline, borrowers may pay off their mortgages sooner than expected. This can reduce the returns of the Portfolio because it may have to reinvest that money at the lower prevailing interest rates. As a result, mortgage securities may be less effective than some other types of debt securities as a means of securing longterm interest rates and may have less potential for capital appreciation during periods of falling interest rates. Conversely, in a period of rising interest rates, the Portfolio may exhibit additional volatility since rising interest rates tend to extend the duration of fixed rate mortgage-related securities, making them more sensitive to changes in interest rates. As interest rates rise mortgage borrowers are less likely to exercise prepayment options, which may reduce the value of these securities and potentially cause the Portfolio to lose money. This is known as extension risk.

Interest Rate Risk: Fixed income securities are subject to interest rate risk because the prices of fixed income securities tend to move in the opposite direction of interest rates. When interest rates rise, fixed income security prices fall. During periods of very low or negative interest rates, the Portfolio may be subject to a greater risk of rising interest rates. When interest rates fall, fixed income security prices rise. In general, fixed income securities with longer maturities are more sensitive to changes in interest rates.

Credit Risk: Credit risk is the risk that the issuer of a security may be unable to make interest payments and/or repay principal when due. A downgrade to an issuer's credit rating or a perceived change in an issuer's financial strength may affect a security's value, and thus, impact the Portfolio's performance. Government agency obligations have different levels of credit support and, therefore, different degrees of credit risk. Securities issued by agencies and instrumentalities of the U.S. government that are supported by the full faith and credit of the United States, such as the Federal Housing Administration and Ginnie Mae, present little credit risk. Other securities issued by agencies and instrumentalities sponsored by the U.S. government, that are supported only by the issuer's right to borrow from the U.S. Treasury, subject to certain limitations, and securities issued by agencies and instrumentalities sponsored by the U.S. government that are sponsored by the credit of the issuing

agencies, such as Freddie Mac and Fannie Mae, are subject to a greater degree of credit risk. U.S. government agency securities issued or guaranteed by the credit of the agency may still involve a risk of nonpayment of principal and/or interest. Credit risk is greater for fixed income securities with ratings below investment grade (e.g., BB+ or below by S&P or Fitch or Ba1 or below by Moody's). Fixed income securities that are below investment grade involve high credit risk and are considered speculative. Below investment grade fixed income securities may also fluctuate in value more than higher quality fixed income securities and, during periods of market volatility, may be more difficult to sell at the time and price the Portfolio desires.

High Yield Risk: Securities rated below investment grade may be subject to greater interest rate, credit, and liquidity risks than investment grade securities. Fixed income securities that are below investment grade involve high credit risk and are considered speculative. Below investment grade fixed income securities may also fluctuate in value more than higher quality fixed income securities and, during periods of market volatility, may be more difficult to sell at the time and price the Portfolio desires.

Income Risk: Income risk is the risk that falling interest rates will cause the Portfolio's income to decline because, among other reasons, the proceeds from maturing short-term securities in its portfolio may be reinvested in lower-yielding securities.

Call Risk: Call risk is the risk that during periods of falling interest rates, an issuer will call or repay a higher-yielding fixed income security before its maturity date, forcing the Portfolio to reinvest in fixed income securities with lower interest rates than the original obligations.

Derivatives Risk: Derivatives are instruments, such as swaps, futures, and options thereon, and foreign currency forward contracts, whose value is derived from that of other assets, rates or indices. Derivatives can be used for hedging (attempting to reduce risk by offsetting one investment position with another) or non-hedging purposes. Hedging with derivatives may increase expenses, and there is no guarantee that a hedging strategy will work. While hedging can reduce or eliminate losses, it can also reduce or eliminate gains or cause losses if the market moves in a manner different from that anticipated by the Portfolio or if the cost of the derivative outweighs the benefit of the hedge. In regard to currency hedging, it is generally not possible to precisely match the foreign currency exposure of such foreign currency forward contracts to the value of the securities involved due to fluctuations in the market values of such securities and cash flows into and out of the Portfolio between the date a foreign currency forward contract is entered into and the date on which it expires. The use of derivatives for non-hedging purposes may be considered to carry more risk than other types of investments. When the Portfolio uses derivatives, the Portfolio will be directly exposed to the risks of those derivatives. Derivative instruments are subject to a number of risks including counterparty, settlement, liquidity, interest rate, market, credit and management risks, as well as the risk of improper valuation. Changes in the value of a derivative may not correlate perfectly with the underlying asset, rate or index, and the Portfolio could lose more than the principal amount invested. Additional risks are associated with the use of credit default swaps including counterparty and credit risk (the risk that the other party to a swap agreement will not fulfill its contractual obligations, whether because of bankruptcy or other default) and liquidity risk (the possible lack of a secondary market for the swap agreement). Credit risk increases when the Portfolio is the seller of credit default swaps and counterparty risk increases when the Portfolio is a buyer of credit default swaps. In addition, where the Portfolio is the seller of credit default swaps, it may be required to liquidate portfolio securities at inopportune times in order to meet payment obligations. Credit default swaps may be illiquid or difficult to value.

Liquidity Risk: Liquidity risk exists when particular portfolio investments are difficult to purchase or sell. To the extent that the Portfolio holds illiquid investments, the Portfolio's performance may be reduced due to an inability to sell the investments at opportune prices or times. Liquid portfolio investments may become illiquid or less liquid after purchase by the Portfolio due to low trading volume, adverse investor perceptions and/or other market developments. Liquidity risk includes the risk that the Portfolio will experience significant net redemptions at a time when it cannot find willing buyers for its portfolio securities or can only sell its portfolio securities at a material loss or at increased costs. Liquidity risk can be more pronounced in periods of market turmoil or in situations where ownership of shares of the Portfolio are concentrated in one or a few investors.

Securities Lending Risk: Securities lending involves the risk that the borrower may fail to return the securities in a timely manner or at all. As a result, the Portfolio may lose money and there may be a delay in recovering the loaned securities. The Portfolio could also lose money if it does not recover the securities and/or the value of the

collateral falls, including the value of investments made with cash collateral. Securities lending also may have certain adverse tax consequences.

Operational Risk: Operational risks include human error, changes in personnel, system changes, faults in communication, and failures in systems, technology, or processes. Various operational events or circumstances are outside the Advisor's control, including instances at third parties. The Portfolio and the Advisor seek to reduce these operational risks through controls and procedures. However, these measures do not address every possible risk and may be inadequate to address these risks.

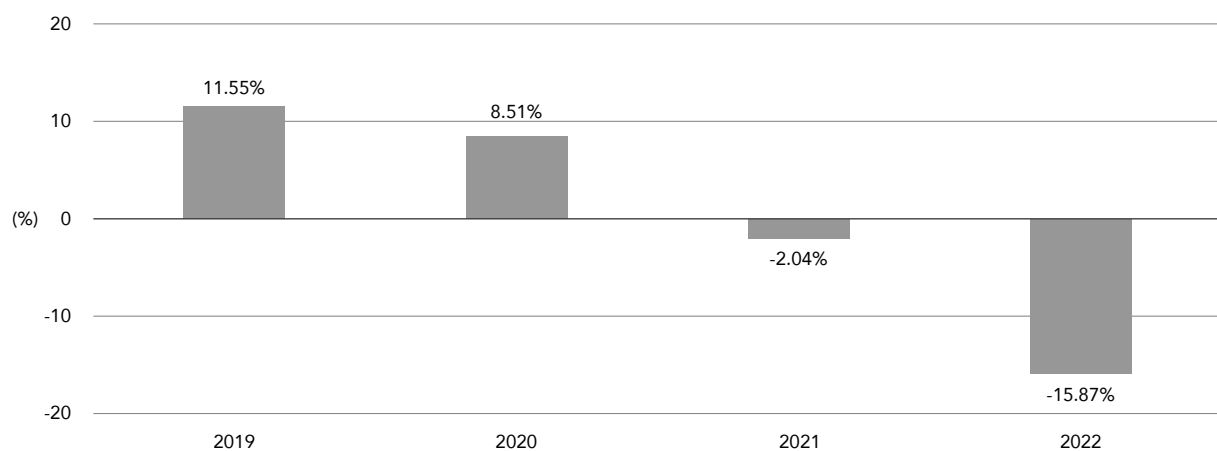
Cyber Security Risk: The Portfolio's and its service providers' use of internet, technology and information systems may expose the Portfolio to potential risks linked to cyber security breaches of those technological or information systems. Cyber security breaches, amongst other things, could allow an unauthorized party to gain access to proprietary information, customer data, or fund assets, or cause the Portfolio and/or its service providers to suffer data corruption or lose operational functionality.

Performance

The bar chart and table immediately following illustrate the variability of the Global Core Plus Fixed Income Portfolio's returns and are meant to provide some indication of the risks of investing in the Portfolio. The bar chart shows the changes in the Portfolio's performance from year to year. The table illustrates how annualized one year and since inception returns, both before and after taxes, compare with those of a broad measure of market performance. The Portfolio's past performance (before and after taxes) is not an indication of future results. Updated performance information for the Portfolio can be obtained by visiting <https://www.dimensional.com/us-en/funds>.

The after-tax returns presented in the table for the Global Core Plus Fixed Income Portfolio are calculated using the historical highest individual federal marginal income tax rates and do not reflect the impact of state and local taxes. Actual after-tax returns depend on an investor's tax situation and may differ from those shown in the table. In addition, the after-tax returns shown are not relevant to investors who hold shares of the Portfolio through tax-advantaged arrangements, such as 401(k) plans or individual retirement accounts.

DFA Global Core Plus Fixed Income Portfolio Institutional Class Shares—Total Returns



January 2019–December 2022

Highest Quarter
7.38% (4/20–6/20)

Lowest Quarter
-7.39% (4/22–6/22)

Annualized Returns (%)
Periods ending December 31, 2022

	1 Year	Since 1/11/18 Inception
DFA Global Core Plus Fixed Income Portfolio		
Return Before Taxes	-15.87%	-0.07%
Return After Taxes on Distributions	-16.63%	-1.20%
Return After Taxes on Distributions and Sale of Portfolio Shares	-9.39%	-0.47%
Bloomberg Global Aggregate Bond Index (hedged to USD)		
(reflects no deduction for fees, expenses, or taxes on sales)	-11.22%	0.43%

Investment Advisor/Portfolio Management

Dimensional Fund Advisors LP serves as the investment advisor for the Global Core Plus Fixed Income Portfolio. Dimensional Fund Advisors Ltd. and DFA Australia Limited serve as the sub-advisors for the Portfolio. The following individuals are responsible for leading the day-to-day management of the Portfolio:

- **Joseph F. Kolerich**, Head of Fixed Income, Americas, member of the Investment Committee, Vice President, and Senior Portfolio Manager of the Advisor, has been a portfolio manager of the Portfolio since inception (2018).
- **David A. Plecha**, Global Head of Fixed Income Portfolio Management, member of the Investment Committee, Vice President, and Senior Portfolio Manager of the Advisor, has been a portfolio manager of the Portfolio since inception (2018).
- **Lovell D. Shao**, Vice President and Senior Portfolio Manager of the Advisor, has been a portfolio manager of the Portfolio since 2019.

Purchase and Redemption of Fund Shares

Investors may purchase or redeem shares of the Global Core Plus Fixed Income Portfolio on each day that the NYSE is scheduled to be open for business by first contacting the Portfolio's transfer agent at (888) 576-1167. Shareholders that invest in the Portfolio through a financial intermediary should contact their financial intermediary regarding purchase and redemption procedures. The Portfolio generally is available for investment only by institutional clients, clients of registered investment advisors, clients of financial institutions and a limited number of certain other investors as approved from time to time by the Advisor. All investments are subject to approval of the Advisor.

Tax Information

The dividends and distributions you receive from the Global Core Plus Fixed Income Portfolio are taxable and generally will be taxed as ordinary income, capital gains, or some combination of both, unless you are investing through a tax-advantaged arrangement, such as a 401(k) plan or an individual retirement account, in which case distributions may be taxed as ordinary income when withdrawn from the plan or account.

Payments to Financial Intermediaries

If you purchase the Global Core Plus Fixed Income Portfolio through a broker-dealer or other financial intermediary (such as a bank), the Portfolio and its related companies may pay the intermediary for the sale of the Portfolio shares and/or related services. These payments may create a conflict of interest by influencing the financial intermediary to recommend the Portfolio over another investment. Ask your financial advisor or visit your financial intermediary's website for more information.

DFA Investment Grade Portfolio

Investment Objective

The investment objective of the DFA Investment Grade Portfolio (the "Investment Grade Portfolio" or the "Portfolio") is to seek to maximize total returns from the universe of eligible investments. Total return is comprised of income and capital appreciation.

Fees and Expenses of the Portfolio

This table describes the fees and expenses you may pay if you buy, hold or sell shares of the Investment Grade Portfolio. **You may pay other fees, such as brokerage commissions and other fees to financial intermediaries, which are not reflected in the table and Example below.**

Shareholder Fees (fees paid directly from your investment): None

Annual Fund Operating Expenses (expenses that you pay each year as a percentage of the value of your investment)*

Management Fee	0.16%
Other Expenses	0.02%
Recovery of Previously Waived Fees**	0.01%
Total Annual Fund Operating Expenses	0.19%

* The "Management Fee" and "Total Annual Fund Operating Expenses" have been adjusted to reflect the decrease in the management fee payable by the Investment Grade Portfolio from 0.17% to 0.16% effective as of February 28, 2023.

** Dimensional Fund Advisors LP (the "Advisor") has agreed to waive certain fees and in certain instances, assume certain expenses of the Investment Grade Portfolio. The Fee Waiver and Expense Assumption Agreement for the Portfolio will remain in effect through February 28, 2024, and may only be terminated by the Fund's Board of Directors prior to that date. The Advisor retains the right to seek reimbursement for any fees previously waived and/or expenses previously assumed up to thirty-six months after such waiver and/or expense assumption.

EXAMPLE

This Example is meant to help you compare the cost of investing in the Investment Grade Portfolio with the cost of investing in other mutual funds. The Example assumes that you invest \$10,000 in the Portfolio for the time periods indicated. The Example also assumes that your investment has a 5% return each year and that the Portfolio's operating expenses remain the same. Although your actual costs may be higher or lower, based on these assumptions, your costs would be:

1 Year	3 Years	5 Years	10 Years
\$19	\$61	\$107	\$243

PORTFOLIO TURNOVER

The Investment Grade Portfolio pays transaction costs, such as commissions, when it buys and sells securities (or "turns over" its portfolio). A higher portfolio turnover may indicate higher transaction costs and may result in higher taxes when Portfolio shares are held in a taxable account. These costs, which are not reflected in Annual Fund Operating Expenses or in the Example, affect the Portfolio's performance. During the most recent fiscal year, the Portfolio's portfolio turnover rate was 25% of the average value of its investment portfolio.

Principal Investment Strategies

The Investment Grade Portfolio seeks to achieve its investment objective through exposure to a broad portfolio of investment grade debt securities (e.g., rated BBB- or above by S&P Global Ratings ("S&P") or Fitch Ratings Ltd. ("Fitch") or Baa3 or above by Moody's Investor's Service, Inc. ("Moody's")) of U.S. and non-U.S. corporate and government issuers. Dimensional Fund Advisors LP (the "Advisor") expects that the Portfolio will primarily invest in the obligations of issuers that are in developed countries. As a non-fundamental policy, under normal circumstances, at least 80% of the Portfolio's net assets will be invested in fixed income securities considered to be investment grade quality.

The Investment Grade Portfolio will be managed with a view to capturing expected credit premiums and expected term premiums. The term "expected credit premium" means the expected incremental return on investment for holding obligations considered to have greater credit risk than direct obligations of the U.S. Treasury, and "expected term premium" means the expected relative return on investment for holding securities having longer-term maturities as compared to shorter-term maturities. In managing the Portfolio, the Advisor will increase or decrease investment exposure to intermediate-term securities depending on the expected term premium and also increase or decrease investment exposure to non-government securities depending on the expected credit premium.

The Investment Grade Portfolio invests in U.S. and foreign corporate debt securities with an investment grade credit rating. In addition, the Portfolio may invest in obligations issued or guaranteed by the U.S. and foreign governments, their agencies and instrumentalities, bank obligations, commercial paper, repurchase agreements, money market funds, obligations of other domestic and foreign issuers having investment grade ratings, securities of domestic or foreign issuers denominated in U.S. dollars but not trading in the United States, and obligations of supranational organizations. The Portfolio may invest with an emphasis on debt securities rated in the lower half of the investment grade spectrum (e.g., rated BBB- to A+ by S&P or Fitch or Baa3 to A1 by Moody's). The Portfolio will not emphasize investments in the lower half of the investment grade spectrum, however, when the Advisor believes the expected credit premium is relatively low. The Portfolio will also invest in higher-rated debt securities. In addition, the Portfolio is authorized to invest more than 25% of its total assets in U.S. Treasury bonds, bills and notes, and obligations of federal agencies and instrumentalities.

The Investment Grade Portfolio primarily invests in securities that mature within twenty years from the date of settlement. Under normal circumstances, the Portfolio will generally maintain a weighted average duration of no more than one quarter year greater than, and no less than one year below, the weighted average duration of the Portfolio's benchmark, the Bloomberg U.S. Aggregate Bond Index, which was approximately 6.17 years as of December 31, 2022. From time to time, the Portfolio may deviate from this duration range when the Advisor determines it to be appropriate under the circumstances. Duration is a measure of the sensitivity of a security's price to changes in interest rates. The longer a security's duration, the more sensitive it will be to changes in interest rates.

The Investment Grade Portfolio's investments may include foreign securities denominated in foreign currencies. The Portfolio intends to hedge foreign currency exposure to attempt to protect against uncertainty in the level of future foreign currency rates. The Portfolio may enter into foreign currency forward contracts to hedge against fluctuations in currency exchange rates or to transfer balances from one currency to another. The Portfolio also may enter into credit default swaps on issuers or indices to buy or sell credit protection to hedge its credit exposure; gain market or issuer exposure without owning the underlying securities; or increase the Portfolio's total return. The Portfolio may purchase or sell futures contracts and options on futures contracts, to hedge its currency exposure or to hedge its interest rate exposure or for non-hedging purposes, such as a substitute for direct investment or to increase or decrease market exposure based on actual or expected cash inflows to or outflows from the Portfolio.

The Investment Grade Portfolio may lend its portfolio securities to generate additional income.

Principal Risks

Because the value of your investment in the Investment Grade Portfolio will fluctuate, there is the risk that you will lose money. An investment in the Portfolio is not a deposit of a bank and is not insured or guaranteed by the Federal Deposit Insurance Corporation or any other government agency. The following is a description of principal risks of investing in the Portfolio.

Market Risk: Even a long-term investment approach cannot guarantee a profit. Economic, political, and issuer-specific events will cause the value of securities, and, the Portfolio that owns them, to rise or fall.

Interest Rate Risk: Fixed income securities are subject to interest rate risk because the prices of fixed income securities tend to move in the opposite direction of interest rates. When interest rates rise, fixed income security prices fall. During periods of very low or negative interest rates, the Portfolio may be subject to a greater risk of rising interest rates. When interest rates fall, fixed income security prices rise. In general, fixed income securities with longer maturities are more sensitive to changes in interest rates.

Credit Risk: Credit risk is the risk that the issuer of a security may be unable to make interest payments and/or repay principal when due. A downgrade to an issuer's credit rating or a perceived change in an issuer's financial strength may affect a security's value, and thus, impact the Portfolio's performance. Government agency obligations have different levels of credit support and, therefore, different degrees of credit risk. Securities issued by agencies and instrumentalities of the U.S. Government that are supported by the full faith and credit of the United States, such as the Federal Housing Administration and Ginnie Mae, present little credit risk. Other securities issued by agencies and instrumentalities sponsored by the U.S. Government, that are supported only by the issuer's right to borrow from the U.S. Treasury, subject to certain limitations, and securities issued by agencies and instrumentalities sponsored by the U.S. Government that are sponsored by the credit of the issuing agencies, such as Freddie Mac and Fannie Mae, are subject to a greater degree of credit risk. U.S. government agency securities issued or guaranteed by the credit of the agency may still involve a risk of non-payment of principal and/or interest.

Income Risk: Income risk is the risk that falling interest rates will cause the Portfolio's income to decline because, among other reasons, the proceeds from maturing short-term securities in its portfolio may be reinvested in lower-yielding securities.

Call Risk: Call risk is the risk that during periods of falling interest rates, an issuer will call or repay a higher-yielding fixed income security before its maturity date, forcing the Portfolio to reinvest in fixed income securities with lower interest rates than the original obligations.

Foreign Securities and Currencies Risk: Foreign securities prices may decline or fluctuate because of: (a) economic or political actions of foreign governments, and/or (b) less regulated or liquid securities markets. Investors holding these securities may also be exposed to foreign currency risk (the possibility that foreign currency will fluctuate in value against the U.S. dollar or that a foreign government will convert, or be forced to convert, its currency to another currency, changing its value against the U.S. dollar). The Portfolio hedges foreign currency risk.

Foreign Government Debt Risk: The risk that: (a) the governmental entity that controls the repayment of government debt may not be willing or able to repay the principal and/or to pay the interest when it becomes due, due to factors such as political considerations, the relative size of the governmental entity's debt position in relation to the economy, cash flow problems, insufficient foreign currency reserves, the failure to put in place economic reforms required by the International Monetary Fund or other multilateral agencies, and/or other national economic factors; (b) governments may default on their debt securities, which may require holders of such securities to participate in debt rescheduling; and (c) there is no legal or bankruptcy process by which defaulted government debt may be collected in whole or in part.

Derivatives Risk: Derivatives are instruments, such as swaps, futures, and options thereon, and foreign currency forward contracts, whose value is derived from that of other assets, rates or indices. Derivatives can be used for hedging (attempting to reduce risk by offsetting one investment position with another) or non-hedging purposes.

Hedging with derivatives may increase expenses, and there is no guarantee that a hedging strategy will work. While hedging can reduce or eliminate losses, it can also reduce or eliminate gains or cause losses if the market moves in a manner different from that anticipated by the Portfolio or if the cost of the derivative outweighs the benefit of the hedge. In regard to currency hedging, it is generally not possible to precisely match the foreign currency exposure of such foreign currency forward contracts to the value of the securities involved due to fluctuations in the market values of such securities and cash flows into and out of the Portfolio between the date a foreign currency forward contract is entered into and the date it expires. The use of derivatives for non-hedging purposes may be considered to carry more risk than other types of investments. When the Portfolio uses derivatives, the Portfolio will be directly exposed to the risks of those derivatives. Derivative instruments are subject to a number of risks including counterparty, settlement, liquidity, interest rate, market, credit and management risks, as well as the risk of improper valuation. Changes in the value of a derivative may not correlate perfectly with the underlying asset, rate or index, and the Portfolio could lose more than the principal amount invested. Additional risks are associated with the use of credit default swaps including counterparty and credit risk (the risk that the other party to a swap agreement will not fulfill its contractual obligations, whether because of bankruptcy or other default) and liquidity risk (the possible lack of a secondary market for the swap agreement). Credit risk increases when the Portfolio is the seller of credit default swaps and counterparty risk increases when the Portfolio is a buyer of credit default swaps. In addition, where the Portfolio is the seller of credit default swaps, it may be required to liquidate portfolio securities at inopportune times in order to meet payment obligations. Credit default swaps may be illiquid or difficult to value.

Liquidity Risk: Liquidity risk exists when particular portfolio investments are difficult to purchase or sell. To the extent that the Portfolio holds illiquid investments, the Portfolio's performance may be reduced due to an inability to sell the investments at opportune prices or times. Liquid portfolio investments may become illiquid or less liquid after purchase by the Portfolio due to low trading volume, adverse investor perceptions and/or other market developments. Liquidity risk includes the risk that the Portfolio will experience significant net redemptions at a time when it cannot find willing buyers for its portfolio securities or can only sell its portfolio securities at a material loss or at increased costs. Liquidity risk can be more pronounced in periods of market turmoil or in situations where ownership of shares of the Portfolio are concentrated in one or a few investors.

Securities Lending Risk: Securities lending involves the risk that the borrower may fail to return the securities in a timely manner or at all. As a result, the Portfolio may lose money and there may be a delay in recovering the loaned securities. The Portfolio could also lose money if it does not recover the securities and/or the value of the collateral falls, including the value of investments made with cash collateral. Securities lending also may have certain adverse tax consequences.

Operational Risk: Operational risks include human error, changes in personnel, system changes, faults in communication, and failures in systems, technology, or processes. Various operational events or circumstances are outside the Advisor's control, including instances at third parties. The Portfolio and the Advisor seek to reduce these operational risks through controls and procedures. However, these measures do not address every possible risk and may be inadequate to address these risks.

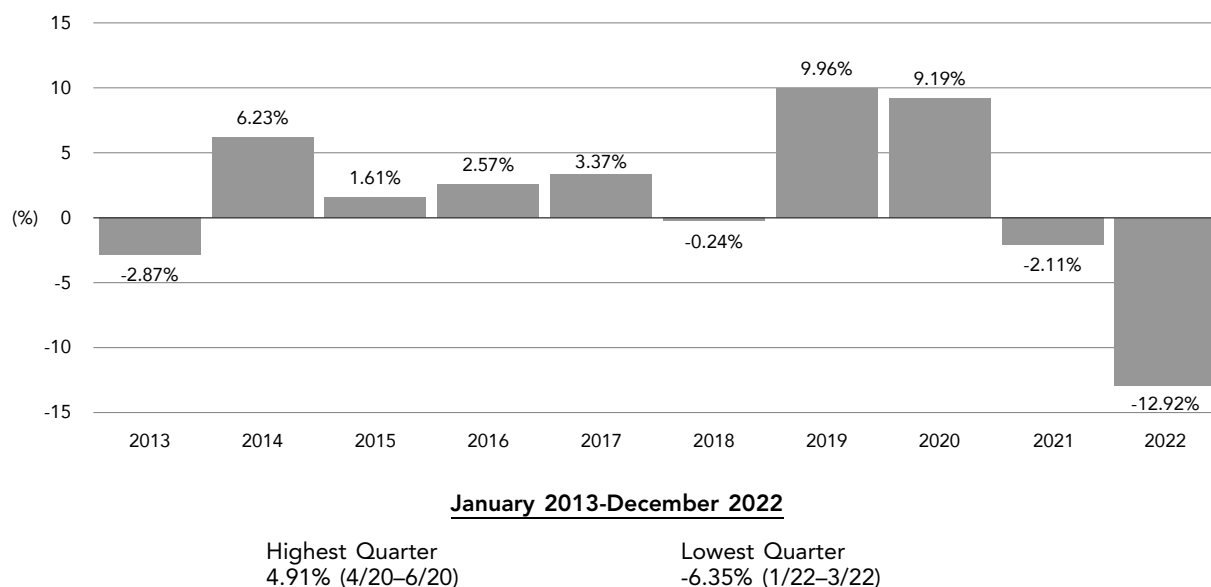
Cyber Security Risk: The Portfolio's and its service providers' use of internet, technology and information systems may expose the Portfolio to potential risks linked to cyber security breaches of those technological or information systems. Cyber security breaches, amongst other things, could allow an unauthorized party to gain access to proprietary information, customer data, or fund assets, or cause the Portfolio and/or its service providers to suffer data corruption or lose operational functionality.

Performance

The bar chart and table immediately following illustrate the variability of the Investment Grade Portfolio's returns and are meant to provide some indication of the risks of investing in the Portfolio. The bar chart shows the changes in the Portfolio's performance from year to year. The table illustrates how annualized one year, five year and ten year returns, both before and after taxes, compare with those of a broad measure of market performance. The Portfolio's past performance (before and after taxes) is not an indication of future results. Updated performance information for the Portfolio can be obtained by visiting <https://www.dimensional.com/us-en/funds>.

The after-tax returns presented in the table for the Investment Grade Portfolio are calculated using the historical highest individual federal marginal income tax rates and do not reflect the impact of state and local taxes. Actual after-tax returns depend on an investor's tax situation and may differ from those shown in the table. In addition, the after-tax returns shown are not relevant to investors who hold shares of the Portfolio through tax-advantaged arrangements, such as 401(k) plans or individual retirement accounts.

DFA Investment Grade Portfolio Institutional Class Shares—Total Returns



Annualized Returns (%) Periods ending December 31, 2022

	1 Year	5 Years	10 Years
DFA Investment Grade Portfolio			
Return Before Taxes	-12.92%	0.41%	1.27%
Return After Taxes on Distributions	-13.82%	-0.59%	0.28%
Return After Taxes on Distributions and Sale of Portfolio Shares	-7.64%	-0.06%	0.56%
Bloomberg U.S. Aggregate Bond Index			
(reflects no deduction for fees, expenses, or taxes on sales)	-13.01%	0.02%	1.06%

Investment Advisor/Portfolio Management

Dimensional Fund Advisors LP serves as the investment advisor for the Investment Grade Portfolio. Dimensional Fund Advisors Ltd. and DFA Australia Limited serve as the sub-advisors for the Portfolio. The following individuals are responsible for leading the day-to-day management of the Portfolio:

- **David A. Plecha**, Global Head of Fixed Income Portfolio Management, member of the Investment Committee, Vice President, and Senior Portfolio Manager of the Advisor, has been a portfolio manager of the Portfolio since inception (2011).
- **Joseph F. Kolerich**, Head of Fixed Income, Americas, member of the Investment Committee, Vice President, and Senior Portfolio Manager of the Advisor, has been a portfolio manager of the Portfolio since 2012.

- **Lovell D. Shao**, Vice President and Senior Portfolio Manager of the Advisor, has been a portfolio manager of the Portfolio since 2019.

Purchase and Redemption of Fund Shares

Investors may purchase or redeem shares of the Investment Grade Portfolio on each day that the NYSE is scheduled to be open for business by first contacting the Portfolio's transfer agent at (888) 576-1167. Shareholders that invest in the Portfolio through a financial intermediary should contact their financial intermediary regarding purchase and redemption procedures. The Portfolio generally is available for investment only by institutional clients, clients of registered investment advisors, clients of financial institutions and a limited number of certain other investors as approved from time to time by the Advisor. All investments are subject to approval of the Advisor.

Tax Information

The dividends and distributions you receive from the Investment Grade Portfolio are taxable and generally will be taxed as ordinary income, capital gains, or some combination of both, unless you are investing through a tax-advantaged arrangement, such as a 401(k) plan or an individual retirement account, in which case distributions may be taxed as ordinary income when withdrawn from the plan or account.

Payments to Financial Intermediaries

If you purchase the Investment Grade Portfolio through a broker-dealer or other financial intermediary (such as a bank), the Portfolio and its related companies may pay the intermediary for the sale of the Portfolio shares and/or related services. These payments may create a conflict of interest by influencing the financial intermediary to recommend the Portfolio over another investment. Ask your financial advisor or visit your financial intermediary's website for more information.

DFA Diversified Fixed Income Portfolio

Investment Objective

The investment objective of the DFA Diversified Fixed Income Portfolio (the “Diversified Fixed Income Portfolio” or the “Portfolio”) is to provide a market rate of return for a fixed income portfolio with low relative volatility of returns.

Fees and Expenses of the Portfolio

This table describes the fees and expenses you may pay if you buy, hold or sell shares of the Diversified Fixed Income Portfolio. **You may pay other fees, such as brokerage commissions and other fees to financial intermediaries, which are not reflected in the table and Example below.**

Shareholder Fees (fees paid directly from your investment): None

Annual Fund Operating Expenses (expenses that you pay each year as a percentage of the value of your investment)

Management Fee	0.12%
Other Expenses	0.04%
Acquired Fund Fees and Expenses	0.10%
Total Annual Fund Operating Expenses	0.26%
Fee Waiver and/or Expense Reimbursement*	0.11%
Total Annual Fund Operating Expenses After Fee Waiver and/or Expense Reimbursement	0.15%

* Dimensional Fund Advisors LP (the “Advisor”) has agreed to waive certain fees and in certain instances, assume certain expenses of the Diversified Fixed Income Portfolio. The Fee Waiver and Expense Assumption Agreement for the Portfolio will remain in effect through February 28, 2024, and may only be terminated by the Fund’s Board of Directors prior to that date. The Advisor retains the right to seek reimbursement for any fees previously waived and/or expenses previously assumed up to thirty-six months after such fee waiver and/or expense assumption.

EXAMPLE

This Example is meant to help you compare the cost of investing in the Diversified Fixed Income Portfolio with the cost of investing in other mutual funds. The Example assumes that you invest \$10,000 in the Portfolio for the time periods indicated. The Example also assumes that your investment has a 5% return each year and that the Portfolio’s operating expenses remain the same. The costs for the Portfolio reflect the net expenses of the Portfolio that result from the contractual expense waiver in the first year only. Although your actual costs may be higher or lower, based on these assumptions, your costs would be:

1 Year	3 Years	5 Years	10 Years
\$15	\$73	\$135	\$320

PORTFOLIO TURNOVER

A mutual fund generally pays transaction costs, such as commissions, when it buys and sells securities (or “turns over” its portfolio). A higher portfolio turnover may indicate higher transaction costs and may result in higher taxes when Portfolio shares are held in a taxable account. The Diversified Fixed Income Portfolio does not pay transactions costs when buying and selling shares of other mutual funds managed by the Advisor (the “Underlying Funds”); however, the Underlying Funds pay transaction costs when buying and selling securities for

their portfolio and the Portfolio pays transaction costs when buying and selling securities directly. These costs, which are not reflected in Annual Fund Operating Expenses or in the Example, affect the Portfolio's performance. During the most recent fiscal year, the Portfolio's portfolio turnover rate was 43% of the average value of its direct investments portfolio.

Principal Investment Strategies

The Diversified Fixed Income Portfolio seeks its investment objective by investing directly or through Underlying Funds in a universe of U.S. and foreign debt securities, including inflation-protected securities. The Portfolio and/or its Underlying Funds invest in obligations issued or guaranteed by the U.S. and foreign governments, their agencies and instrumentalities, corporate debt obligations, bank obligations, commercial paper, repurchase agreements, money market funds, securities of domestic or foreign issuers denominated in U.S. dollars but not trading in the United States, and obligations of supranational organizations. The inflation-protected securities in which the Portfolio and/or its Underlying Funds invest may include Treasury Inflation-Protected Securities. As of the date of this Prospectus, the Portfolio invests its assets in the DFA Two-Year Global Fixed Income Portfolio and DFA Intermediate Government Fixed Income Portfolio and/or other Underlying Funds, but the Portfolio also invests a substantial portion of its assets directly.

Depending on the credit and term spreads in the current yield curves, the Diversified Fixed Income Portfolio will adjust its investment allocations to credit and maturity, within the eligible universe of investments held directly or through Underlying Funds. The fixed income securities in which the Portfolio invests will be considered investment grade at the time of purchase (e.g., rated BBB- or above by S&P Global Ratings ("S&P") or Fitch Ratings Ltd. ("Fitch") or Baa3 or above by Moody's Investor's Service, Inc. ("Moody's"). Generally, the Portfolio will purchase debt securities that mature within twenty years from the date of settlement. The Portfolio will ordinarily have an average weighted maturity, based on market values, between two and seven years.

As a non-fundamental policy, under normal circumstances, the Diversified Fixed Income Portfolio will invest directly, or indirectly through its investment in the Underlying Funds, at least 80% of its net assets in fixed income securities. In addition, the Portfolio and each Underlying Fund are authorized to invest more than 25% of its total assets in U.S. Treasury bonds, bills and notes, and obligations of federal agencies and instrumentalities.

Because many of the Diversified Fixed Income Portfolio's and certain Underlying Funds' investments may be denominated in foreign currencies, the Portfolio and such Underlying Funds may also enter into foreign currency forward contracts to attempt to protect against uncertainty in the level of future foreign currency rates, to hedge against fluctuations in currency exchange rates or to transfer balances from one currency to another. The Portfolio and certain Underlying Funds may also purchase or sell futures contracts and options on futures contracts for securities and indices, to hedge their currency exposure or to increase or decrease market exposure based on actual or expected cash inflows to or outflows from the Portfolio or Underlying Fund.

The Diversified Fixed Income Portfolio and the Underlying Funds may lend their portfolio securities to generate additional income.

Principal Risks

Because the value of your investment in the Diversified Fixed Income Portfolio will fluctuate, there is the risk that you will lose money. An investment in the Portfolio is not a deposit of a bank and is not insured or guaranteed by the Federal Deposit Insurance Corporation or any other government agency. The following is a description of principal risks of investing in the Portfolio.

Fund of Funds Risk: The investment performance of the Portfolio is affected by the investment performance of the Underlying Funds in which the Portfolio invests. The ability of the Portfolio to achieve its investment objective depends on the ability of the Underlying Funds to meet their investment objectives and on the Advisor's decisions regarding the allocation of the Portfolio's assets among Underlying Funds. There can be no assurance that the investment objective of the Portfolio or any Underlying Fund will be achieved. Through its investments in

the Underlying Funds, the Portfolio is subject to the risks of the Underlying Funds' investments. When the Portfolio invests in Underlying Funds, investors are exposed to a proportionate share of the expenses of those Underlying Funds in addition to the expenses of the Portfolio. The risks of the Portfolio's and Underlying Funds' investments are described below.

Market Risk: Even a long-term investment approach cannot guarantee a profit. Economic, political, and issuer specific events will cause the value of securities, and the Portfolio that owns them, to rise or fall.

Foreign Securities and Currencies Risk: Foreign securities prices may decline or fluctuate because of: (a) economic or political actions of foreign governments, and/or (b) less regulated or liquid securities markets. Investors holding these securities may also be exposed to foreign currency risk (the possibility that foreign currency will fluctuate in value against the U.S. dollar or that a foreign government will convert, or be forced to convert, its currency to another currency, changing its value against the U.S. dollar). The Portfolio hedges foreign currency risk.

Foreign Government Debt Risk: The risk that: (a) the governmental entity that controls the repayment of government debt may not be willing or able to repay the principal and/or to pay the interest when it becomes due, due to factors such as political considerations, the relative size of the governmental entity's debt position in relation to the economy, cash flow problems, insufficient foreign currency reserves, the failure to put in place economic reforms required by the International Monetary Fund or other multilateral agencies, and/or other national economic factors; (b) governments may default on their debt securities, which may require holders of such securities to participate in debt rescheduling; and (c) there is no legal or bankruptcy process by which defaulted government debt may be collected in whole or in part.

Interest Rate Risk: Fixed income securities are subject to interest rate risk because the prices of fixed income securities tend to move in the opposite direction of interest rates. When interest rates rise, fixed income security prices fall. During periods of very low or negative interest rates, the Portfolio may be subject to a greater risk of rising interest rates. When interest rates fall, fixed income security prices rise. In general, fixed income securities with longer maturities are more sensitive to changes in interest rates.

Liquidity Risk: Liquidity risk exists when particular portfolio investments are difficult to purchase or sell. To the extent that the Portfolio holds illiquid investments, the Portfolio's performance may be reduced due to an inability to sell the investments at opportune prices or times. Liquid portfolio investments may become illiquid or less liquid after purchase by the Portfolio due to low trading volume, adverse investor perceptions and/or other market developments. Liquidity risk includes the risk that the Portfolio will experience significant net redemptions at a time when it cannot find willing buyers for its portfolio securities or can only sell its portfolio securities at a material loss or at increased costs. Liquidity risk can be more pronounced in periods of market turmoil or in situations where ownership of shares of the Portfolio are concentrated in one or a few investors.

Inflation-Protected Securities Interest Rate Risk: Inflation-protected securities may react differently from other fixed income securities to changes in interest rates. Because interest rates on inflation-protected securities are adjusted for inflation, the values of these securities are not materially affected by inflation expectations. Therefore, the value of inflation-protected securities are anticipated to change in response to changes in "real" interest rates, which represent nominal (stated) interest rates reduced by the expected impact of inflation. Generally, the value of an inflation-protected security will fall when real interest rates rise and will rise when real interest rates fall.

Inflation-Protected Securities Tax Risk: Any increase in the principal amount of an inflation-protected security may be included for tax purposes in the Portfolio's gross income, even though no cash attributable to such gross income has been received by the Portfolio. In such event, the Portfolio may be required to make annual gross distributions to shareholders that exceed the cash it has otherwise received. In order to pay such distributions, the Portfolio may be required to raise cash by selling its investments. The sale of such investments could result in capital gains to the Portfolio and additional capital gain distributions to shareholders. In addition, adjustments during the taxable year for deflation to an inflation-indexed bond held by the Portfolio may cause amounts previously distributed to shareholders in the taxable year as income to be characterized as a return of capital.

Risks of Investing for Inflation Protection: Because the interest and/or principal payments on an inflation-protected security are adjusted periodically for changes in inflation, the income distributed by the Portfolio may be irregular. Although the U.S. Treasury guarantees to pay at maturity at least the original face value of any inflation-protected securities the Treasury issues, other issuers may not offer the same guarantee. Also, inflation-protected securities, including those issued by the U.S. Treasury, are not protected against deflation. As a result, in a period of deflation, the inflation-protected securities held by the Portfolio may not pay any income and the Portfolio may suffer a loss during such periods. While inflation-protected securities are expected to be protected from long-term inflationary trends, short-term increases in inflation may lead to a decline in the Portfolio's value. If interest rates rise due to reasons other than inflation, the Portfolio's investment in these securities may not be protected to the extent that the increase is not reflected in the securities' inflation measures. In addition, positive adjustments to principal generally will result in taxable income to the Portfolio at the time of such adjustments (which generally would be distributed by the Portfolio as part of its taxable dividends), even though the principal amount is not paid until maturity. The current market value of inflation-protected securities is not guaranteed and will fluctuate.

Credit Risk: Credit risk is the risk that the issuer of a security may be unable to make interest payments and/or repay principal when due. A downgrade to an issuer's credit rating or a perceived change in an issuer's financial strength may affect a security's value, and thus, impact the Portfolio's performance. Government agency obligations have different levels of credit support and, therefore, different degrees of credit risk. Securities issued by agencies and instrumentalities of the U.S. Government that are supported by the full faith and credit of the United States, such as the Federal Housing Administration and Ginnie Mae, present little credit risk. Other securities issued by agencies and instrumentalities sponsored by the U.S. Government, that are supported only by the issuer's right to borrow from the U.S. Treasury, subject to certain limitations, and securities issued by agencies and instrumentalities sponsored by the U.S. Government that are sponsored by the credit of the issuing agencies, such as Freddie Mac and Fannie Mae, are subject to a greater degree of credit risk. U.S. government agency securities issued or guaranteed by the credit of the agency may still involve a risk of non-payment of principal and/or interest.

Income Risk: Income risk is the risk that falling interest rates will cause the Portfolio's income to decline because, among other reasons, the proceeds from maturing short-term securities in its portfolio may be reinvested in lower-yielding securities.

Call Risk: Call risk is the risk that during periods of falling interest rates, an issuer will call or repay a higher-yielding fixed income security before its maturity date, forcing the Portfolio to reinvest in fixed income securities with lower interest rates than the original obligations.

Derivatives Risk: Derivatives are instruments, such as futures, and options thereon, and foreign currency forward contracts, whose value is derived from that of other assets, rates or indices. Derivatives can be used for hedging (attempting to reduce risk by offsetting one investment position with another) or non-hedging purposes. Hedging with derivatives may increase expenses, and there is no guarantee that a hedging strategy will work. While hedging can reduce or eliminate losses, it can also reduce or eliminate gains or cause losses if the market moves in a manner different from that anticipated by the Portfolio or if the cost of the derivative outweighs the benefit of the hedge. In regard to currency hedging, it is generally not possible to precisely match the foreign currency exposure of such foreign currency forward contracts to the value of the securities involved due to fluctuations in the market values of such securities and cash flows into and out of the Portfolio or Underlying Fund between the date a foreign currency forward contract is entered into and the date it expires. The use of derivatives for non-hedging purposes may be considered to carry more risk than other types of investments. When the Portfolio uses derivatives, the Portfolio will be directly exposed to the risks of those derivatives. Derivative instruments are subject to a number of risks including counterparty, settlement, liquidity, interest rate, market, credit and management risks, as well as the risk of improper valuation. Changes in the value of a derivative may not correlate perfectly with the underlying asset, rate or index, and the Portfolio could lose more than the principal amount invested.

Securities Lending Risk: Securities lending involves the risk that the borrower may fail to return the securities in a timely manner or at all. As a result, the Portfolio may lose money and there may be a delay in recovering the loaned securities. The Portfolio could also lose money if it does not recover the securities and/or the value of the

collateral falls, including the value of investments made with cash collateral. Securities lending also may have certain adverse tax consequences.

Operational Risk: Operational risks include human error, changes in personnel, system changes, faults in communication, and failures in systems, technology, or processes. Various operational events or circumstances are outside the Advisor's control, including instances at third parties. The Portfolio and the Advisor seek to reduce these operational risks through controls and procedures. However, these measures do not address every possible risk and may be inadequate to address these risks.

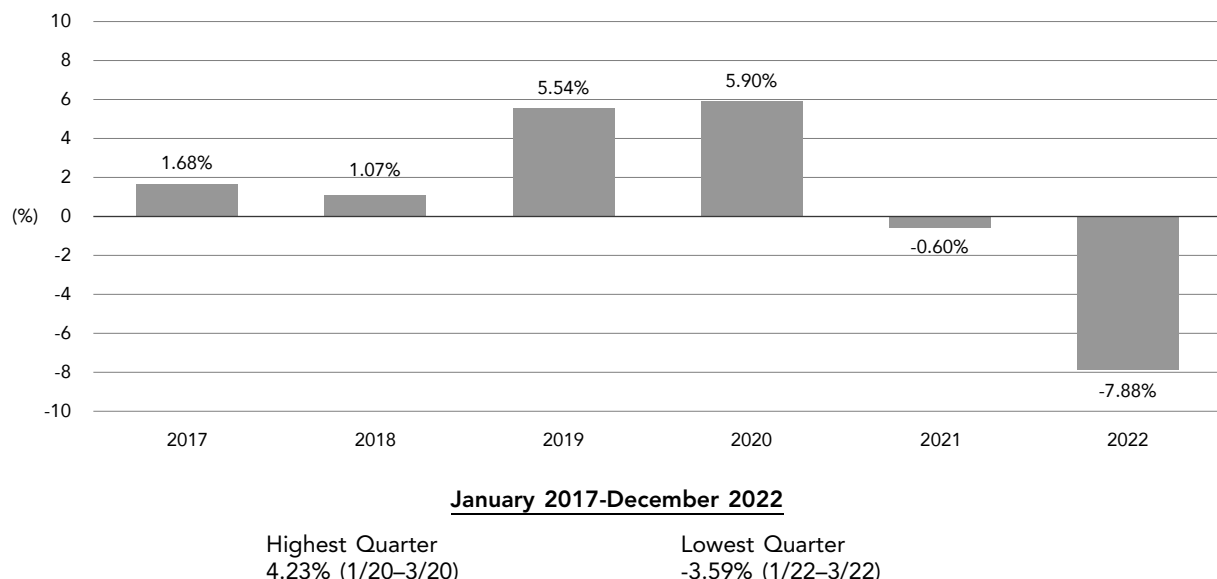
Cyber Security Risk: The Portfolio's and its service providers' use of internet, technology and information systems may expose the Portfolio to potential risks linked to cyber security breaches of those technological or information systems. Cyber security breaches, amongst other things, could allow an unauthorized party to gain access to proprietary information, customer data, or fund assets, or cause the Portfolio and/or its service providers to suffer data corruption or lose operational functionality.

Performance

The bar chart and table immediately following illustrate the variability of the Diversified Fixed Income Portfolio's returns and are meant to provide some indication of the risks of investing in the Portfolio. The bar chart shows the changes in the Portfolio's performance from year to year. The table illustrates how annualized one year, five year and since inception returns, both before and after taxes, compare with those of a broad measure of market performance. The Portfolio's past performance (before and after taxes) is not an indication of future results. Updated performance information for the Portfolio can be obtained by visiting <https://www.dimensional.com/us-en/funds>.

The after-tax returns presented in the table for the Diversified Fixed Income Portfolio are calculated using the historical highest individual federal marginal income tax rates and do not reflect the impact of state and local taxes. Actual after-tax returns depend on an investor's tax situation and may differ from those shown in the table. In addition, the after-tax returns shown are not relevant to investors who hold shares of the Portfolio through tax-advantaged arrangements, such as 401(k) plans or individual retirement accounts.

DFA Diversified Fixed Income Portfolio Institutional Class Shares—Total Returns



Annualized Returns (%)
Periods ending December 31, 2022

	1 Year	5 Years	Since 8/10/16 Inception
DFA Diversified Fixed Income Portfolio			
Return Before Taxes	-7.88%	0.68%	0.40%
Return After Taxes on Distributions	-8.86%	-0.15%	-0.41%
Return After Taxes on Distributions and Sale of Portfolio Shares	-4.66%	0.20%	-0.02%
Bloomberg U.S. Government Bond Index Intermediate			
(reflects no deduction for fees, expenses, or taxes on sales)	-7.73%	0.46%	0.17%

Investment Advisor/Portfolio Management

Dimensional Fund Advisors LP serves as the investment advisor for the Diversified Fixed Income Portfolio. Dimensional Fund Advisors Ltd. and DFA Australia Limited serve as the sub-advisors for the Portfolio. The following individuals are responsible for leading the day-to-day management of the Portfolio:

- **Joseph F. Kolerich**, Head of Fixed Income, Americas, member of the Investment Committee, Vice President, and Senior Portfolio Manager of the Advisor, has been a portfolio manager of the Portfolio since inception (2016).
- **David A. Plecha**, Global Head of Fixed Income Portfolio Management, member of the Investment Committee, Vice President, and Senior Portfolio Manager of the Advisor, has been a portfolio manager of the Portfolio since inception (2016).
- **Alexander Fridman**, Vice President and Senior Portfolio Manager of the Advisor, has been a portfolio manager of the Portfolio since 2020.

Purchase and Redemption of Fund Shares

Investors may purchase or redeem shares of the Diversified Fixed Income Portfolio on each day that the NYSE is scheduled to be open for business by first contacting the Portfolio's transfer agent at (888) 576-1167. Shareholders that invest in the Portfolio through a financial intermediary should contact their financial intermediary regarding purchase and redemption procedures. The Portfolio generally is available for investment only by institutional clients, clients of registered investment advisors, clients of financial institutions and a limited number of certain other investors as approved from time to time by the Advisor. All investments are subject to approval of the Advisor.

Tax Information

The dividends and distributions you receive from the Diversified Fixed Income Portfolio are taxable and generally will be taxed as ordinary income, capital gains, or some combination of both, unless you are investing through a tax-advantaged arrangement, such as a 401(k) plan or an individual retirement account, in which case distributions may be taxed as ordinary income when withdrawn from the plan or account.

Payments to Financial Intermediaries

If you purchase the Diversified Fixed Income Portfolio through a broker-dealer or other financial intermediary (such as a bank), the Portfolio and its related companies may pay the intermediary for the sale of the Portfolio shares and/or related services. These payments may create a conflict of interest by influencing the financial intermediary to recommend the Portfolio over another investment. Ask your financial advisor or visit your financial intermediary's website for more information.

DFA LTIP Portfolio

Investment Objective

The investment objective of the DFA LTIP Portfolio (the "Portfolio") is to seek to provide total return consistent with inflation protected long-term instruments. Total return is comprised of income and capital appreciation.

Fees and Expenses of the Portfolio

This table describes the fees and expenses you may pay if you buy, hold or sell shares of the DFA LTIP Portfolio. **You may pay other fees, such as brokerage commissions and other fees to financial intermediaries, which are not reflected in the table and Example below.**

Shareholder Fees (fees paid directly from your investment): None

Annual Fund Operating Expenses (expenses that you pay each year as a percentage of the value of your investment)

Management Fee	0.10%
Other Expenses	0.03%
Total Annual Fund Operating Expenses	0.13%

EXAMPLE

This Example is meant to help you compare the cost of investing in the DFA LTIP Portfolio with the cost of investing in other mutual funds. The Example assumes that you invest \$10,000 in the Portfolio for the time periods indicated. The Example also assumes that your investment has a 5% return each year and that the Portfolio's operating expenses remain the same. Although your actual costs may be higher or lower, based on these assumptions, your costs would be:

1 Year	3 Years	5 Years	10 Years
\$13	\$42	\$73	\$166

PORTFOLIO TURNOVER

The DFA LTIP Portfolio pays transaction costs, such as commissions, when it buys and sells securities (or "turns over" its portfolio). A higher portfolio turnover may indicate higher transaction costs and may result in higher taxes when Portfolio shares are held in a taxable account. These costs, which are not reflected in Annual Fund Operating Expenses or in the Example, affect the Portfolio's performance. During the most recent fiscal year, the Portfolio's portfolio turnover rate was 60% of the average value of its investment portfolio.

Principal Investment Strategies

The DFA LTIP Portfolio seeks its investment objective by generally investing in a universe of long-term fixed income securities structured to provide protection against inflation. The Portfolio may invest in inflation-protected securities issued by the U.S. Government and its agencies and instrumentalities. The Portfolio also may invest in inflation-protected securities of other investment grade issuers (e.g., rated BBB- or above by S&P Global Ratings ("S&P") or Fitch Ratings Ltd. ("Fitch") or Baa3 or above by Moody's Investor's Service, Inc. ("Moody's")) including foreign governments and U.S. and non-U.S. corporations. The fixed income securities in which the Portfolio invests are considered investment grade at the time of purchase.

Inflation-protected securities (also known as inflation-indexed securities) are securities whose principal and/or interest payments are adjusted for inflation, unlike conventional debt securities that make fixed principal and interest payments. Inflation-protected securities include Treasury Inflation-Protected Securities ("TIPS"), which are securities issued by the U.S. Treasury. The principal value of TIPS is adjusted for inflation (payable at maturity) and the semi-annual interest payments by TIPS equal a fixed percentage of the inflation-adjusted principal amount. These inflation adjustments are based upon the Consumer Price Index for Urban Consumers (CPI-U). The original principal value of TIPS is guaranteed. At maturity, TIPS are redeemed at the greater of their inflation-adjusted principal or par amount at original issue. Other types of inflation-protected securities may use other methods to adjust for inflation and other measures of inflation. In addition, inflation-protected securities issued by entities other than the U.S. Treasury may not provide a guarantee of principal value at maturity.

Generally, the DFA LTIP Portfolio will purchase long-term fixed income securities with maturities greater than ten years from the date of settlement, although at times, the Portfolio may purchase securities with shorter maturities. The Portfolio ordinarily will have an average weighted maturity, based upon market values, of greater than ten years.

The DFA LTIP Portfolio also may invest in securities issued by the U.S. Government and its agencies and instrumentalities and other investment grade issuers that do not provide inflation protection while attempting to protect for inflation by engaging in swaps, futures or other derivatives to hedge against the inflation risk associated with such securities. The Portfolio may also invest in money market funds. Because many of the LTIP Portfolio's investments may be denominated in foreign currencies, the Portfolio may enter into foreign currency forward contracts to attempt to protect against uncertainty in the level of future foreign currency rates, to hedge against fluctuations in currency exchange rates or to transfer balances from one currency to another. The Portfolio may purchase or sell futures contracts and options on futures contracts, to hedge its interest rate exposure or for non-hedging purposes, such as a substitute for direct investment or to increase or decrease market exposure based on actual or expected cash inflows to or outflows from the Portfolio.

As a non-fundamental policy, under normal circumstances, at least 80% of the DFA LTIP Portfolio's net assets will be invested in fixed income securities.

The DFA LTIP Portfolio is authorized to invest more than 25% of its total assets in Treasury bonds, bills and notes and obligations of U.S. government agencies and instrumentalities. The Portfolio will not shift the maturity of its investments in anticipation of interest rate movements.

The DFA LTIP Portfolio may lend its portfolio securities to generate additional income.

Principal Risks

Because the value of your investment in the DFA LTIP Portfolio will fluctuate, there is the risk that you will lose money. An investment in the Portfolio is not a deposit of a bank and is not insured or guaranteed by the Federal Deposit Insurance Corporation or any other government agency. The following is a description of principal risks of investing in the Portfolio.

Market Risk: Even a long-term investment approach cannot guarantee a profit. Economic, political, and issuer-specific events will cause the value of securities, and the Portfolio that owns them, to rise or fall.

Interest Rate Risk: Fixed income securities are subject to interest rate risk because the prices of fixed income securities tend to move in the opposite direction of interest rates. When interest rates rise, fixed income security prices fall. During periods of very low or negative interest rates, the Portfolio may be subject to a greater risk of rising interest rates. When interest rates fall, fixed income security prices rise. In general, fixed income securities with longer maturities are more sensitive to changes in interest rates.

Inflation-Protected Securities Interest Rate Risk: Inflation-protected securities may react differently from other fixed income securities to changes in interest rates. Because interest rates on inflation-protected securities are adjusted for inflation, the values of these securities are not materially affected by inflation expectations.

Therefore, the value of inflation-protected securities are anticipated to change in response to changes in “real” interest rates, which represent nominal (stated) interest rates reduced by the expected impact of inflation. Generally, the value of an inflation-protected security will fall when real interest rates rise and will rise when real interest rates fall.

Inflation-Protected Securities Tax Risk: Any increase in the principal amount of an inflation-protected security may be included for tax purposes in the Portfolio’s gross income, even though no cash attributable to such gross income has been received by the Portfolio. In such event, the Portfolio may be required to make annual gross distributions to shareholders that exceed the cash it has otherwise received. In order to pay such distributions, the Portfolio may be required to raise cash by selling its investments. The sale of such investments could result in capital gains to the Portfolio and additional capital gain distributions to shareholders. In addition, adjustments during the taxable year for deflation to an inflation-indexed bond held by the Portfolio may cause amounts previously distributed to shareholders in the taxable year as income to be characterized as a return of capital.

Credit Risk: Credit risk is the risk that the issuer of a security may be unable to make interest payments and/or repay principal when due. A downgrade to an issuer’s credit rating or a perceived change in an issuer’s financial strength may affect a security’s value, and thus, impact the Portfolio’s performance. Government agency obligations have different levels of credit support and, therefore, different degrees of credit risk. Securities issued by agencies and instrumentalities of the U.S. Government that are supported by the full faith and credit of the United States, such as the Federal Housing Administration and Ginnie Mae, present little credit risk. Other securities issued by agencies and instrumentalities sponsored by the U.S. Government, that are supported only by the issuer’s right to borrow from the U.S. Treasury, subject to certain limitations, and securities issued by agencies and instrumentalities sponsored by the U.S. Government that are sponsored by the credit of the issuing agencies, such as Freddie Mac and Fannie Mae, are subject to a greater degree of credit risk. U.S. government agency securities issued or guaranteed by the credit of the agency may still involve a risk of non-payment of principal and/or interest.

Risks of Investing for Inflation Protection: Because the interest and/or principal payments on an inflation protected security are adjusted periodically for changes in inflation, the income distributed by the Portfolio may be irregular. Although the U.S. Treasury guarantees to pay at maturity at least the original face value of any inflation-protected securities the Treasury issues, other issuers may not offer the same guarantee. Also, inflation-protected securities, including those issued by the U.S. Treasury, are not protected against deflation. As a result, in a period of deflation, the principal and income of inflation-protected securities held by the Portfolio will decline and the Portfolio may suffer a loss during such periods. While inflation-protected securities are expected to be protected from long-term inflationary trends, short-term increases in inflation may lead to a decline in the Portfolio’s value. For example, if interest rates rise due to reasons other than inflation, the Portfolio’s investment in these securities may not be protected to the extent that the increase is not reflected in the securities’ inflation measures. In addition, positive adjustments to principal generally will result in taxable income to the Portfolio at the time of such adjustments (which generally would be distributed by the Portfolio as part of its taxable dividends), even though the principal amount is not paid until maturity. The current market value of inflation-protected securities is not guaranteed and will fluctuate.

Income Risk: Income risk is the risk that falling interest rates will cause the Portfolio’s income to decline because, among other reasons, the proceeds from maturing short-term securities in its portfolio may be reinvested in lower-yielding securities.

Foreign Securities and Currencies Risk: Foreign securities prices may decline or fluctuate because of: (a) economic or political actions of foreign governments, and/or (b) less regulated or liquid securities markets. Investors holding these securities may also be exposed to foreign currency risk (the possibility that foreign currency will fluctuate in value against the U.S. dollar or that a foreign government will convert, or be forced to convert, its currency to another currency, changing its value against the U.S. dollar). The Portfolio hedges foreign currency risk.

Foreign Government Debt Risk: The risk that: (a) the governmental entity that controls the repayment of government debt may not be willing or able to repay the principal and/or to pay the interest when it becomes due, due to factors such as political considerations, the relative size of the governmental entity’s debt position in relation to the economy, cash flow problems, insufficient foreign currency reserves, the failure to put in place

economic reforms required by the International Monetary Fund or other multilateral agencies, and/or other national economic factors; (b) governments may default on their debt securities, which may require holders of such securities to participate in debt rescheduling; and (c) there is no legal or bankruptcy process by which defaulted government debt may be collected in whole or in part.

Derivatives Risk: Derivatives are instruments, such as swaps, futures, and options thereon, and foreign currency forward contracts, whose value is derived from that of other assets, rates or indices. Derivatives can be used for hedging (attempting to reduce risk by offsetting one investment position with another) or non-hedging purposes. Hedging with derivatives may increase expenses, and there is no guarantee that a hedging strategy will work. While hedging can reduce or eliminate losses, it can also reduce or eliminate gains or cause losses if the market moves in a manner different from that anticipated by the Portfolio or if the cost of the derivative outweighs the benefit of the hedge. In regard to currency hedging, it is generally not possible to precisely match the foreign currency exposure of such foreign currency forward contracts to the value of the securities involved due to fluctuations in the market values of such securities and cash flows into and out of the Portfolio between the date a foreign currency forward contract is entered into and the date it expires. The use of derivatives for non-hedging purposes may be considered to carry more risk than other types of investments. When the Portfolio uses derivatives, the Portfolio will be directly exposed to the risks of those derivatives. Derivative instruments are subject to a number of risks including counterparty, settlement, liquidity, interest rate, market, credit and management risks, as well as the risk of improper valuation. Changes in the value of a derivative may not correlate perfectly with the underlying asset, rate or index, and the Portfolio could lose more than the principal amount invested. Additional risks are associated with the use of swaps including counterparty and credit risk (the risk that the other party to a swap agreement will not fulfill its contractual obligations, whether because of bankruptcy or other default) and liquidity risk (the possible lack of a secondary market for the swap agreement). Credit risk increases when the Portfolio is the seller of swaps and counterparty risk increases when the Portfolio is a buyer of swaps. In addition, where the Portfolio is the seller of swaps, it may be required to liquidate portfolio securities at inopportune times in order to meet payment obligations. Swaps may be illiquid or difficult to value.

Securities Lending Risk: Securities lending involves the risk that the borrower may fail to return the securities in a timely manner or at all. As a result, the Portfolio may lose money and there may be a delay in recovering the loaned securities. The Portfolio could also lose money if it does not recover the securities and/or the value of the collateral falls, including the value of investments made with cash collateral. Securities lending also may have certain adverse tax consequences. To the extent that the Portfolio holds securities directly and lends those securities, it will be also subject to the foregoing risks with respect to its loaned securities.

Liquidity Risk: Liquidity risk exists when particular portfolio investments are difficult to purchase or sell. To the extent that the Portfolio holds illiquid investments, the Portfolio's performance may be reduced due to an inability to sell the investments at opportune prices or times. Liquid portfolio investments may become illiquid or less liquid after purchase by the Portfolio due to low trading volume, adverse investor perceptions and/or other market developments. Liquidity risk includes the risk that the Portfolio will experience significant net redemptions at a time when it cannot find willing buyers for its portfolio securities or can only sell its portfolio securities at a material loss or at increased costs. Liquidity risk can be more pronounced in periods of market turmoil or in situations where ownership of shares of the Portfolio are concentrated in one or a few investors.

Operational Risk: Operational risks include human error, changes in personnel, system changes, faults in communication, and failures in systems, technology, or processes. Various operational events or circumstances are outside the Advisor's control, including instances at third parties. The Portfolio and the Advisor seek to reduce these operational risks through controls and procedures. However, these measures do not address every possible risk and may be inadequate to address these risks.

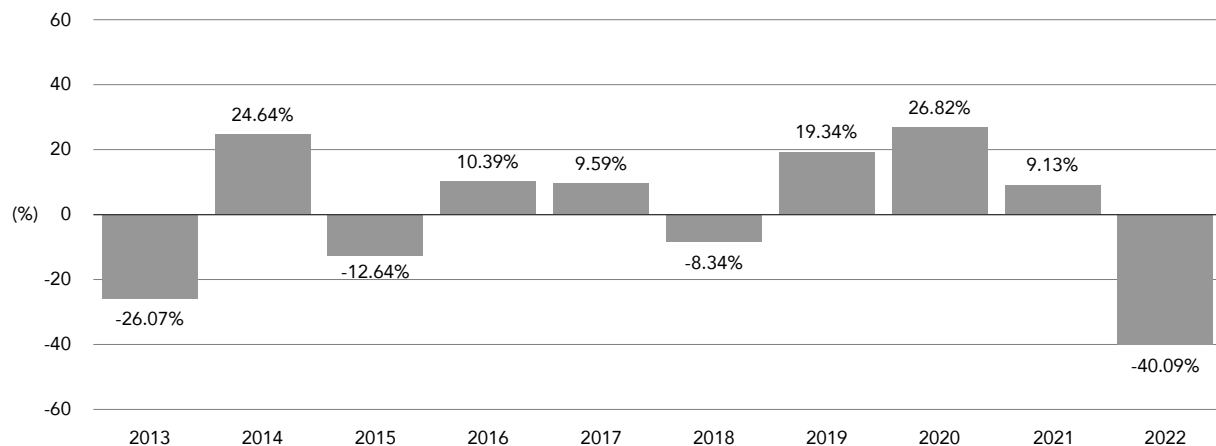
Cyber Security Risk: The Portfolio's and its service providers' use of internet, technology and information systems may expose the Portfolio to potential risks linked to cyber security breaches of those technological or information systems. Cyber security breaches, amongst other things, could allow an unauthorized party to gain access to proprietary information, customer data, or fund assets, or cause the Portfolio and/or its service providers to suffer data corruption or lose operational functionality.

Performance

The bar chart and table immediately following illustrate the variability of the DFA LTIP Portfolio's returns and are meant to provide some indication of the risks of investing in the Portfolio. The bar chart shows the changes in the Portfolio's performance from year to year. The table illustrates how annualized one year, five year and ten year returns, both before and after taxes, compare with those of a broad measure of market performance. The Portfolio's past performance (before and after taxes) is not an indication of future results. Updated performance information for the Portfolio can be obtained by visiting <https://www.dimensional.com/us-en/funds>.

The after-tax returns presented in the table for the DFA LTIP Portfolio are calculated using the historical highest individual federal marginal income tax rates and do not reflect the impact of state and local taxes. Actual after-tax returns depend on an investor's tax situation and may differ from those shown in the table. In addition, the after-tax returns shown are not relevant to investors who hold shares of the Portfolio through tax-advantaged arrangements, such as 401(k) plans or individual retirement accounts.

DFA LTIP Portfolio Institutional Class Shares—Total Returns



January 2013–December 2022

Highest Quarter
11.36% (1/20–3/20)

Lowest Quarter
-22.34% (4/22–6/22)

Annualized Returns (%) Periods ending December 31, 2022

	1 Year	5 Years	10 Years
DFA LTIP Portfolio			
Return Before Taxes	-40.09%	-1.93%	-1.23%
Return After Taxes on Distributions	-42.34%	-3.92%	-2.71%
Return After Taxes on Distributions and Sale of Portfolio Shares	-23.59%	-1.82%	-1.31%
FTSE U.S. Inflation-Linked Securities Index, 20+ Years			
(reflects no deduction for fees, expenses, or taxes on sales)	-34.61%	-0.74%	-0.06%

Investment Advisor/Portfolio Management

Dimensional Fund Advisors LP serves as the investment advisor for the DFA LTIP Portfolio. Dimensional Fund Advisors Ltd. and DFA Australia Limited serve as the sub-advisors for the Portfolio. The following individuals are responsible for leading the day-to-day management of the Portfolio:

- **Joseph F. Kolerich**, Head of Fixed Income, Americas, member of the Investment Committee, Vice President, and Senior Portfolio Manager of the Advisor, has been a portfolio manager of the Portfolio since inception (2012).
- **David A. Plecha**, Global Head of Fixed Income Portfolio Management, member of the Investment Committee, Vice President, and Senior Portfolio Manager of the Advisor, has been a portfolio manager of the Portfolio since inception (2012).
- **Alan R. Hutchison**, Vice President and Senior Portfolio Manager of the Advisor, has been a portfolio manager of the Portfolio since 2016.

Purchase and Redemption of Fund Shares

Investors may purchase or redeem shares of the DFA LTIP Portfolio on each day that the New York Stock Exchange is scheduled to be open for business by first contacting the Portfolio's transfer agent at (888) 576-1167. Shareholders that invest in the Portfolio through a financial intermediary should contact their financial intermediary regarding purchase and redemption procedures. The Portfolio generally is available for investment only by institutional clients, clients of registered investment advisors, clients of financial institutions and a limited number of certain other investors as approved from time to time by the Advisor. All investments are subject to approval of the Advisor.

Tax Information

The dividends and distributions you receive from the DFA LTIP Portfolio are taxable and generally will be taxed as ordinary income, capital gains, or some combination of both, unless you are investing through a tax-advantaged arrangement, such as a 401(k) plan or an individual retirement account, in which case distributions may be taxed as ordinary income when withdrawn from the plan or account.

Payments to Financial Intermediaries

If you purchase the DFA LTIP Portfolio through a broker-dealer or other financial intermediary (such as a bank), the Portfolio and its related companies may pay the intermediary for the sale of the Portfolio shares and/or related services. These payments may create a conflict of interest by influencing the financial intermediary to recommend the Portfolio over another investment. Ask your financial advisor or visit your financial intermediary's website for more information.

DFA Inflation-Protected Securities Portfolio

Investment Objective

The investment objective of the DFA Inflation-Protected Securities Portfolio (the "Inflation-Protected Portfolio" or the "Portfolio") is to provide inflation protection and earn current income consistent with inflation-protected securities.

Fees and Expenses of the Portfolio

This table describes the fees and expenses you may pay if you buy, hold or sell shares of the Inflation-Protected Portfolio. **You may pay other fees, such as brokerage commissions and other fees to financial intermediaries, which are not reflected in the table and Example below.**

Shareholder Fees (fees paid directly from your investment): None

Annual Fund Operating Expenses (expenses that you pay each year as a percentage of the value of your investment)

Management Fee	0.09%
Other Expenses	0.02%
Total Annual Fund Operating Expenses	0.11%

EXAMPLE

This Example is meant to help you compare the cost of investing in the Inflation-Protected Portfolio with the cost of investing in other mutual funds. The Example assumes that you invest \$10,000 in the Portfolio for the time periods indicated. The Example also assumes that your investment has a 5% return each year and that the Portfolio's operating expenses remain the same. Although your actual costs may be higher or lower, based on these assumptions your costs would be:

1 Year	3 Years	5 Years	10 Years
\$11	\$35	\$62	\$141

PORTFOLIO TURNOVER

The Inflation-Protected Portfolio pays transaction costs, such as commissions, when it buys and sells securities (or "turns over" its portfolio). A higher portfolio turnover may indicate higher transaction costs and may result in higher taxes when Portfolio shares are held in a taxable account. These costs, which are not reflected in Annual Fund Operating Expenses or in the Example, affect the Portfolio's performance. During the most recent fiscal year, the Portfolio's portfolio turnover rate was 13% of the average value of its investment portfolio.

Principal Investment Strategies

The Inflation-Protected Portfolio seeks its investment objective by investing in a universe of inflation-protected securities that are structured to provide returns linked to the rate of inflation over the long-term. The Portfolio ordinarily invests in inflation-protected securities issued by the U.S. Government and its agencies and instrumentalities and the credit quality of such inflation-protected securities will be that of such applicable U.S. government, agency or instrumentality issuer.

As a non-fundamental policy, under normal circumstances, the Inflation-Protected Portfolio will invest at least 80% of its net assets in inflation-protected securities. Inflation-protected securities (also known as inflation-indexed securities) are securities whose principal and/or interest payments are adjusted for inflation, unlike conventional debt securities that make fixed principal and interest payments. Inflation-protected securities include Treasury Inflation-Protected Securities ("TIPS"), which are securities issued by the U.S. Treasury. The principal value of TIPS is adjusted for inflation (payable at maturity) and the semi-annual interest payments by TIPS equal a fixed percentage of the inflation-adjusted principal amount. These inflation adjustments are based upon the Consumer Price Index for Urban Consumers (CPI-U). The original principal value of TIPS is guaranteed. At maturity, TIPS are redeemed at the greater of their inflation-adjusted principal or par amount at original issue. Other types of inflation-protected securities may use other methods to adjust for inflation and other measures of inflation. In addition, inflation-protected securities issued by entities other than the U.S. Treasury may not provide a guarantee of principal value at maturity.

Generally, the Inflation-Protected Portfolio will purchase inflation-protected securities with maturities between five and twenty years from the date of settlement, although at times, the Portfolio may purchase securities outside of this range. Under normal circumstances, when determining its duration, the Portfolio will consider an average duration similar to its benchmark, the Bloomberg U.S. TIPS Index, which was approximately 6.60 years as of December 31, 2022. Duration is a measure of the sensitivity of a security's price to changes in interest rates. The longer a security's duration, the more sensitive it will be to changes in interest rates.

The Inflation-Protected Portfolio is authorized to invest more than 25% of its total assets in U.S. Treasury bonds, bills and notes and obligations of U.S. government agencies and instrumentalities. The Portfolio may also invest in money market funds. The Portfolio will not shift the maturity of its investments in anticipation of interest rate movements.

The Inflation-Protected Portfolio may purchase or sell futures contracts and options on futures contracts, to hedge its interest rate exposure or for non-hedging purposes, such as a substitute for direct investment or to increase or decrease market exposure based on actual or expected cash inflows to or outflows from the Portfolio.

The Inflation-Protected Portfolio may lend its portfolio securities to generate additional income.

Principal Risks

Because the value of your investment in the Inflation-Protected Portfolio will fluctuate, there is the risk that you will lose money. An investment in the Portfolio is not a deposit of a bank and is not insured or guaranteed by the Federal Deposit Insurance Corporation or any other government agency. The following is a description of principal risks of investing in the Portfolio.

Market Risk: Even a long-term investment approach cannot guarantee a profit. Economic, political, and issuer-specific events will cause the value of securities, and the Portfolio that owns them, to rise or fall.

Interest Rate Risk: Fixed income securities are subject to interest rate risk because the prices of fixed income securities tend to move in the opposite direction of interest rates. When interest rates rise, fixed income security prices fall. During periods of very low or negative interest rates, the Portfolio may be subject to a greater risk of rising interest rates. When interest rates fall, fixed income security prices rise. In general, fixed income securities with longer maturities are more sensitive to changes in interest rates.

Inflation-Protected Securities Tax Risk: Any increase in the principal amount of an inflation-protected security may be included for tax purposes in the Portfolio's gross income, even though no cash attributable to such gross income has been received by the Portfolio. In such event, the Portfolio may be required to make annual gross distributions to shareholders that exceed the cash it has otherwise received. In order to pay such distributions, the Portfolio may be required to raise cash by selling its investments. The sale of such investments could result in capital gains to the Portfolio and additional capital gain distributions to shareholders. In addition, adjustments during the taxable year for deflation to an inflation-indexed bond held by the Portfolio may cause amounts previously distributed to shareholders in the taxable year as income to be characterized as a return of capital.

Inflation-Protected Securities Interest Rate Risk: Inflation-protected securities may react differently from other fixed income securities to changes in interest rates. Because interest rates on inflation-protected securities are adjusted for inflation, the values of these securities are not materially affected by inflation expectations. Therefore, the value of inflation-protected securities are anticipated to change in response to changes in “real” interest rates, which represent nominal (stated) interest rates reduced by the expected impact of inflation. Generally, the value of an inflation-protected security will fall when real interest rates rise and will rise when real interest rates fall.

Credit Risk: Credit risk is the risk that the issuer of a security may be unable to make interest payments and/or repay principal when due. A downgrade to an issuer’s credit rating or a perceived change in an issuer’s financial strength may affect a security’s value, and thus, impact the Portfolio’s performance. Government agency obligations have different levels of credit support and, therefore, different degrees of credit risk. Securities issued by agencies and instrumentalities of the U.S. Government that are supported by the full faith and credit of the United States, such as the Federal Housing Administration and Ginnie Mae, present little credit risk. Other securities issued by agencies and instrumentalities sponsored by the U.S. Government, that are supported only by the issuer’s right to borrow from the U.S. Treasury, subject to certain limitations, and securities issued by agencies and instrumentalities sponsored by the U.S. Government that are sponsored by the credit of the issuing agencies, such as Freddie Mac and Fannie Mae, are subject to a greater degree of credit risk. U.S. government agency securities issued or guaranteed by the credit of the agency may still involve a risk of non-payment of principal and/or interest.

Risks of Investing for Inflation Protection: Because the interest and/or principal payments on an inflation-protected security are adjusted periodically for changes in inflation, the income distributed by the Portfolio may be irregular. Although the U.S. Treasury guarantees to pay at maturity at least the original face value of any inflation-protected securities the Treasury issues, other issuers may not offer the same guarantee. Also, inflation-protected securities, including those issued by the U.S. Treasury, are not protected against deflation. As a result, in a period of deflation, the principal and income of inflation-protected securities held by the Portfolio will decline and the Portfolio may suffer a loss during such periods. While inflation-protected securities are expected to be protected from long-term inflationary trends, short-term increases in inflation may lead to a decline in the Portfolio’s value. For example, if interest rates rise due to reasons other than inflation, the Portfolio’s investment in these securities may not be protected to the extent that the increase is not reflected in the securities’ inflation measures. In addition, positive adjustments to principal generally will result in taxable income to the Portfolio at the time of such adjustments (which generally would be distributed by the Portfolio as part of its taxable dividends), even though the principal amount is not paid until maturity. The current market value of inflation-protected securities is not guaranteed and will fluctuate.

Income Risk: Income risk is the risk that falling interest rates will cause the Portfolio’s income to decline because, among other reasons, the proceeds from maturing short-term securities in its portfolio may be reinvested in lower-yielding securities.

Liquidity Risk: Liquidity risk exists when particular portfolio investments are difficult to purchase or sell. To the extent that the Portfolio holds illiquid investments, the Portfolio’s performance may be reduced due to an inability to sell the investments at opportune prices or times. Liquid portfolio investments may become illiquid or less liquid after purchase by the Portfolio due to low trading volume, adverse investor perceptions and/or other market developments. Liquidity risk includes the risk that the Portfolio will experience significant net redemptions at a time when it cannot find willing buyers for its portfolio securities or can only sell its portfolio securities at a material loss or at increased costs. Liquidity risk can be more pronounced in periods of market turmoil or in situations where ownership of shares of the Portfolio are concentrated in one or a few investors.

Derivatives Risk: Derivatives are instruments, such as futures contracts, and options thereon, whose value is derived from that of other assets, rates or indices. Derivatives can be used for hedging (attempting to reduce risk by offsetting one investment position with another) or non-hedging purposes. Hedging with derivatives may increase expenses, and there is no guarantee that a hedging strategy will work. While hedging can reduce or eliminate losses, it can also reduce or eliminate gains or cause losses if the market moves in a manner different from that anticipated by the Portfolio or if the cost of the derivative outweighs the benefit of the hedge. The use of derivatives for non-hedging purposes may be considered to carry more risk than other types of investments. When the Portfolio uses derivatives, the Portfolio will be directly exposed to the risks of those derivatives.

Derivative instruments are subject to a number of risks including counterparty, liquidity, interest rate, market, credit and management risks, as well as the risk of improper valuation. Changes in the value of a derivative may not correlate perfectly with the underlying asset, rate or index, and the Portfolio could lose more than the principal amount invested.

Securities Lending Risk: Securities lending involves the risk that the borrower may fail to return the securities in a timely manner or at all. As a result, the Portfolio may lose money and there may be a delay in recovering the loaned securities. The Portfolio could also lose money if it does not recover the securities and/or the value of the collateral falls, including the value of investments made with cash collateral. Securities lending also may have certain adverse tax consequences.

Operational Risk: Operational risks include human error, changes in personnel, system changes, faults in communication, and failures in systems, technology, or processes. Various operational events or circumstances are outside the Advisor's control, including instances at third parties. The Portfolio and the Advisor seek to reduce these operational risks through controls and procedures. However, these measures do not address every possible risk and may be inadequate to address these risks.

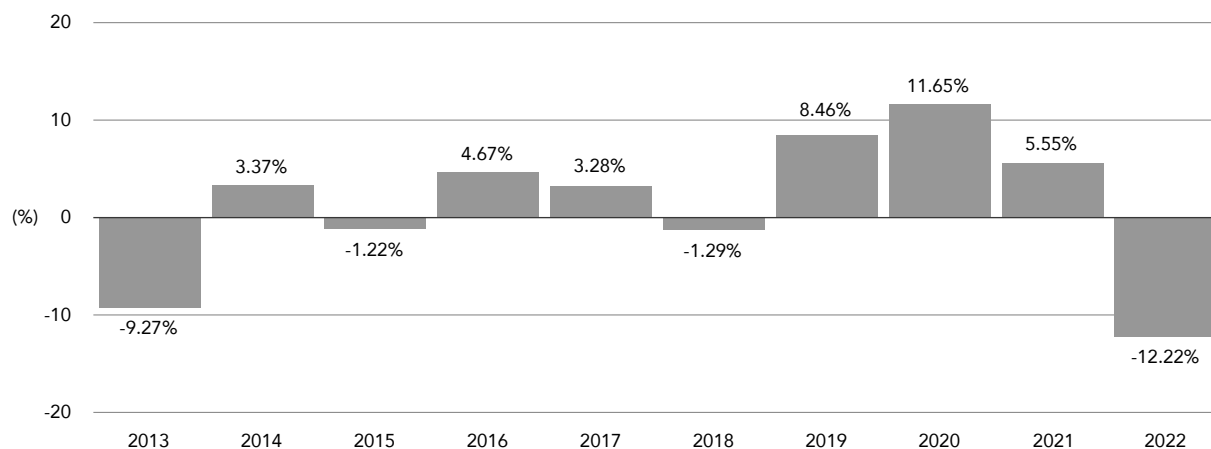
Cyber Security Risk: The Portfolio's and its service providers' use of internet, technology and information systems may expose the Portfolio to potential risks linked to cyber security breaches of those technological or information systems. Cyber security breaches, amongst other things, could allow an unauthorized party to gain access to proprietary information, customer data, or fund assets, or cause the Portfolio and/or its service providers to suffer data corruption or lose operational functionality.

Performance

The bar chart and table immediately following illustrate the variability of the Inflation-Protected Portfolio's returns and are meant to provide some indication of the risks of investing in the Portfolio. The bar chart shows the changes in the Portfolio's performance from year to year. The table illustrates how annualized one year, five year and ten year returns, both before and after taxes, compare with those of a broad measure of market performance. The Portfolio's past performance (before and after taxes) is not an indication of future results. Updated performance information for the Portfolio can be obtained by visiting <https://www.dimensional.com/us-en/funds>.

The after-tax returns presented in the table for the Inflation-Protected Portfolio are calculated using the historical highest individual federal marginal income tax rates and do not reflect the impact of state and local taxes. Actual after-tax returns depend on an investor's tax situation and may differ from those shown in the table. In addition, the after-tax returns shown are not relevant to investors who hold shares of the Portfolio through tax-advantaged arrangements, such as 401(k) plans or individual retirement accounts.

DFA Inflation-Protected Securities Portfolio Institutional Class Shares—Total Returns



January 2013–December 2022

Highest Quarter
5.01% (1/16–3/16)

Lowest Quarter
-7.95% (4/13–6/13)

Annualized Returns (%) Periods ending December 31, 2022

	1 Year	5 Years	10 Years
DFA Inflation-Protected Securities Portfolio			
Return Before Taxes	-12.22%	2.06%	1.04%
Return After Taxes on Distributions	-14.91%	0.56%	-0.07%
Return After Taxes on Distributions and Sale of Portfolio Shares	-7.20%	0.99%	0.34%
Bloomberg U.S. TIPS Index			
(reflects no deduction for fees, expenses, or taxes)	-11.85%	2.11%	1.12%

Investment Advisor/Portfolio Management

Dimensional Fund Advisors LP serves as the investment advisor for the Inflation-Protected Portfolio. The following individuals are responsible for leading the day-to-day management of the Portfolio:

- **David A. Plecha**, Global Head of Fixed Income Portfolio Management, member of the Investment Committee, Vice President, and Senior Portfolio Manager of the Advisor, has been a portfolio manager of the Portfolio since inception (2006).
- **Joseph F. Kolerich**, Head of Fixed Income, Americas, member of the Investment Committee, Vice President, and Senior Portfolio Manager of the Advisor, has been a portfolio manager of the Portfolio since 2012.
- **Alan R. Hutchison**, Vice President and Senior Portfolio Manager of the Advisor, has been a portfolio manager of the Portfolio since 2016.

Purchase and Redemption of Fund Shares

Investors may purchase or redeem shares of the Inflation-Protected Portfolio on each day that the NYSE is scheduled to be open for business by first contacting the Portfolio's transfer agent at (888) 576-1167. Shareholders that invest in the Portfolio through a financial intermediary should contact their financial intermediary regarding purchase and redemption procedures. The Portfolio generally is available for investment only by institutional clients, clients of registered investment advisors, clients of financial institutions and a limited number of certain other investors as approved from time to time by the Advisor. All investments are subject to approval of the Advisor.

Tax Information

The dividends and distributions you receive from the Inflation-Protected Portfolio are taxable and generally will be taxed as ordinary income, capital gains, or some combination of both, unless you are investing through a tax-advantaged arrangement, such as a 401(k) plan or an individual retirement account, in which case distributions may be taxed as ordinary income when withdrawn from the plan or account.

Payments to Financial Intermediaries

If you purchase the Inflation-Protected Portfolio through a broker-dealer or other financial intermediary (such as a bank), the Portfolio and its related companies may pay the intermediary for the sale of the Portfolio shares and/or related services. These payments may create a conflict of interest by influencing the financial intermediary to recommend the Portfolio over another investment. Ask your financial advisor or visit your financial intermediary's website for more information.

DFA Short-Duration Real Return Portfolio

Investment Objective

The investment objective of the DFA Short-Duration Real Return Portfolio (the "Short-Duration Real Return Portfolio" or the "Portfolio") is to seek inflation protection and maximize total returns.

Fees and Expenses of the Portfolio

This table describes the fees and expenses you may pay if you buy, hold or sell shares of the Short-Duration Real Return Portfolio. **You may pay other fees, such as brokerage commissions and other fees to financial intermediaries, which are not reflected in the table and Example below.**

Shareholder Fees (fees paid directly from your investment): None

Annual Fund Operating Expenses (expenses that you pay each year as a percentage of the value of your investment)

Management Fee	0.18%
Other Expenses	0.04%
Total Annual Fund Operating Expenses	0.22%

EXAMPLE

This Example is meant to help you compare the cost of investing in the Short-Duration Real Return Portfolio with the cost of investing in other mutual funds. The Example assumes that you invest \$10,000 in the Portfolio for the time periods indicated. The Example also assumes that your investment has a 5% return each year and that the Portfolio's operating expenses remain the same. Although your actual costs may be higher or lower, based on these assumptions, your costs would be:

1 Year	3 Years	5 Years	10 Years
\$23	\$71	\$124	\$280

PORTFOLIO TURNOVER

The Short-Duration Real Return Portfolio pays transaction costs, such as commissions, when it buys and sells securities (or "turns over" its portfolio). A higher portfolio turnover may indicate higher transaction costs and may result in higher taxes when Portfolio shares are held in a taxable account. These costs, which are not reflected in Annual Fund Operating Expenses or in the Example, affect the Portfolio's performance. During the most recent fiscal year, the Portfolio's portfolio turnover rate was 56% of the average value of its investment portfolio.

Principal Investment Strategies

The Short-Duration Real Return Portfolio pursues its investment objective by investing in a combination of debt securities, including inflation-protected securities, and derivative instruments. The Portfolio will maintain an average portfolio duration of three years or less. In making purchase decisions, if the expected term premium is greater for longer-term securities in the eligible maturity range, Dimensional Fund Advisors LP (the "Advisor") will focus investment in the longer-term area, otherwise, the Portfolio will focus investment in the shorter-term area of the eligible maturity range. The fixed income securities in which the Portfolio invests are considered investment grade at the time of purchase (e.g., rated BBB- or above by S&P Global Ratings ("S&P") or Fitch Ratings Ltd. ("Fitch") or Baa3 or above by Moody's Investor's Service, Inc. ("Moody's")). The Portfolio generally

invests with an emphasis on debt securities rated in the lower half of the investment grade spectrum (e.g., rated BBB- to A+ by S&P or Fitch or Baa3 to A1 by Moody's). The Portfolio will not emphasize investments in the lower half of the investment grade spectrum, however, when the Advisor believes the expected credit premium is relatively low. The Portfolio will also invest in higher-rated debt securities. Duration is a measure of the sensitivity of a security's price to changes in interest rates. The longer a security's duration, the more sensitive it will be to changes in interest rates.

The Short-Duration Real Return Portfolio may invest in inflation protected securities, obligations issued or guaranteed by the U.S. and foreign governments, their agencies and instrumentalities, corporate debt obligations, bank obligations, commercial paper, repurchase agreements, money market funds, securities of domestic or foreign issuers denominated in U.S. dollars but not trading in the United States, and obligations of supranational organizations. The Advisor expects that the Portfolio will primarily invest in the obligations of issuers that are in developed countries. In addition, the Portfolio is authorized to invest more than 25% of its total assets in U.S. Treasury bonds, bills and notes, and obligations of federal agencies and instrumentalities.

The Short-Duration Real Return Portfolio may enter into swaps, such as inflation swaps, to seek inflation protection. The Portfolio also may enter into credit default swaps on issuers or indices to buy or sell credit protection to hedge its credit exposure; gain market or issuer exposure without owning the underlying securities; or increase the Portfolio's total return. The Portfolio also may purchase or sell futures contracts and options on futures contracts, to hedge its interest rate or currency exposure or for non-hedging purposes, such as a substitute for direct investment or to increase or decrease market exposure based on actual or expected cash inflows to or outflows from the Portfolio. The Portfolio may use foreign currency forward contracts to attempt to protect against uncertainty in the level of future foreign currency rates, to hedge against fluctuations in currency exchange rates or to transfer balances from one currency to another.

The Short-Duration Real Return Portfolio may lend its portfolio securities to generate additional income.

Principal Risks

Because the value of your investment in the Short-Duration Real Return Portfolio will fluctuate, there is the risk that you will lose money. An investment in the Portfolio is not a deposit of a bank and is not insured or guaranteed by the Federal Deposit Insurance Corporation or any other government agency. The following is a description of principal risks of investing in the Portfolio.

Market Risk: Even a long-term investment approach cannot guarantee a profit. Economic, political, and issuer-specific events will cause the value of securities, and the Portfolio that owns them, to rise or fall.

Foreign Securities and Currencies Risk: Foreign securities prices may decline or fluctuate because of: (a) economic or political actions of foreign governments, and/or (b) less regulated or liquid securities markets. Investors holding these securities may also be exposed to foreign currency risk (the possibility that foreign currency will fluctuate in value against the U.S. dollar or that a foreign government will convert, or be forced to convert, its currency to another currency, changing its value against the U.S. dollar). The Portfolio hedges foreign currency risk.

Foreign Government Debt Risk: The risk that: (a) the governmental entity that controls the repayment of government debt may not be willing or able to repay the principal and/or to pay the interest when it becomes due, due to factors such as political considerations, the relative size of the governmental entity's debt position in relation to the economy, cash flow problems, insufficient foreign currency reserves, the failure to put in place economic reforms required by the International Monetary Fund or other multilateral agencies, and/or other national economic factors; (b) governments may default on their debt securities, which may require holders of such securities to participate in debt rescheduling; and (c) there is no legal or bankruptcy process by which defaulted government debt may be collected in whole or in part.

Interest Rate Risk: Fixed income securities are subject to interest rate risk because the prices of fixed income securities tend to move in the opposite direction of interest rates. When interest rates rise, fixed income security

prices fall. During periods of very low or negative interest rates, the Portfolio may be subject to a greater risk of rising interest rates. When interest rates fall, fixed income security prices rise. In general, fixed income securities with longer maturities are more sensitive to changes in interest rates.

Inflation-Protected Securities Interest Rate Risk: Inflation-protected securities may react differently from other fixed income securities to changes in interest rates. Because interest rates on inflation-protected securities are adjusted for inflation, the values of these securities are not materially affected by inflation expectations. Therefore, the value of inflation-protected securities are anticipated to change in response to changes in “real” interest rates, which represent nominal (stated) interest rates reduced by the expected impact of inflation. Generally, the value of an inflation-protected security will fall when real interest rates rise and will rise when real interest rates fall.

Inflation-Protected Securities Tax Risk: Any increase in the principal amount of an inflation-protected security may be included for tax purposes in the Portfolio’s gross income, even though no cash attributable to such gross income has been received by the Portfolio. In such event, the Portfolio may be required to make annual gross distributions to shareholders that exceed the cash it has otherwise received. In order to pay such distributions, the Portfolio may be required to raise cash by selling its investments. The sale of such investments could result in capital gains to the Portfolio and additional capital gain distributions to shareholders. In addition, adjustments during the taxable year for deflation to an inflation-indexed bond held by the Portfolio may cause amounts previously distributed to shareholders in the taxable year as income to be characterized as a return of capital.

Credit Risk: Credit risk is the risk that the issuer of a security may be unable to make interest payments and/or repay principal when due. A downgrade to an issuer’s credit rating or a perceived change in an issuer’s financial strength may affect a security’s value, and thus, impact the Portfolio’s performance. Government agency obligations have different levels of credit support and, therefore, different degrees of credit risk. Securities issued by agencies and instrumentalities of the U.S. Government that are supported by the full faith and credit of the United States, such as the Federal Housing Administration and Ginnie Mae, present little credit risk. Other securities issued by agencies and instrumentalities sponsored by the U.S. Government, that are supported only by the issuer’s right to borrow from the U.S. Treasury, subject to certain limitations, and securities issued by agencies and instrumentalities sponsored by the U.S. Government that are sponsored by the credit of the issuing agencies, such as Freddie Mac and Fannie Mae, are subject to a greater degree of credit risk. U.S. government agency securities issued or guaranteed by the credit of the agency may still involve a risk of non-payment of principal and/or interest.

Risks of Investing for Inflation Protection: Because the interest and/or principal payments on an inflation-protected security are adjusted periodically for changes in inflation, the income distributed by the Portfolio may be irregular. Although the U.S. Treasury guarantees to pay at maturity at least the original face value of any inflation-protected securities the Treasury issues, other issuers may not offer the same guarantee. Also, inflation-protected securities, including those issued by the U.S. Treasury, are not protected against deflation. As a result, in a period of deflation, the principal and income of inflation-protected securities held by the Portfolio will decline and the Portfolio may suffer a loss during such periods. While inflation-protected securities are expected to be protected from long-term inflationary trends, short-term increases in inflation may lead to a decline in the Portfolio’s value. For example, if interest rates rise due to reasons other than inflation, the Portfolio’s investment in these securities may not be protected to the extent that the increase is not reflected in the securities’ inflation measures. In addition, positive adjustments to principal generally will result in taxable income to the Portfolio at the time of such adjustments (which generally would be distributed by the Portfolio as part of its taxable dividends), even though the principal amount is not paid until maturity. The current market value of inflation-protected securities is not guaranteed and will fluctuate.

Income Risk: Income risk is the risk that falling interest rates will cause the Portfolio’s income to decline because, among other reasons, the proceeds from maturing short-term securities in its portfolio may be reinvested in lower-yielding securities.

Call Risk: Call risk is the risk that during periods of falling interest rates, an issuer will call or repay a higher-yielding fixed income security before its maturity date, forcing the Portfolio to reinvest in fixed income securities with lower interest rates than the original obligations.

Derivatives Risk: Derivatives are instruments, such as swaps, futures, and options thereon, and foreign currency forward contracts, whose value is derived from that of other assets, rates or indices. Derivatives can be used for hedging (attempting to reduce risk by offsetting one investment position with another) or non-hedging purposes. Hedging with derivatives may increase expenses, and there is no guarantee that a hedging strategy will work. While hedging can reduce or eliminate losses, it can also reduce or eliminate gains or cause losses if the market moves in a manner different from that anticipated by the Portfolio or if the cost of the derivative outweighs the benefit of the hedge. In regard to currency hedging, it is generally not possible to precisely match the foreign currency exposure of such foreign currency forward contracts to the value of the securities involved due to fluctuations in the market values of such securities and cash flows into and out of the Portfolio between the date a foreign currency forward contract is entered into and the date it expires. The use of derivatives for non-hedging purposes may be considered to carry more risk than other types of investments. When the Portfolio uses derivatives, it will be exposed to the risks of those derivatives. Derivative instruments are subject to a number of risks including counterparty, settlement, liquidity, interest rate, market, credit and management risks, as well as the risk of improper valuation. Changes in the value of a derivative may not correlate perfectly with the underlying asset, rate or index, and the Portfolio could lose more than the principal amount invested. Additional risks are associated with the use of swaps including counterparty and credit risk (the risk that the other party to a swap agreement will not fulfill its contractual obligations, whether because of bankruptcy or other default) and liquidity risk (the possible lack of a secondary market for the swap agreement). Credit risk increases when the Portfolio is the seller of swaps and counterparty risk increases when the Portfolio is a buyer of swaps. In addition, where the Portfolio is the seller swaps, it may be required to liquidate portfolio securities at inopportune times in order to meet payment obligations. Swaps may be illiquid or difficult to value.

Liquidity Risk: Liquidity risk exists when particular portfolio investments are difficult to purchase or sell. To the extent that the Portfolio holds illiquid investments, the Portfolio's performance may be reduced due to an inability to sell the investments at opportune prices or times. Liquid portfolio investments may become illiquid or less liquid after purchase by the Portfolio due to low trading volume, adverse investor perceptions and/or other market developments. Liquidity risk includes the risk that the Portfolio will experience significant net redemptions at a time when it cannot find willing buyers for its portfolio securities or can only sell its portfolio securities at a material loss or at increased costs. Liquidity risk can be more pronounced in periods of market turmoil or in situations where ownership of shares of the Portfolio are concentrated in one or a few investors.

Securities Lending Risk: Securities lending involves the risk that the borrower may fail to return the securities in a timely manner or at all. As a result, the Portfolio may lose money and there may be a delay in recovering the loaned securities. The Portfolio could also lose money if it does not recover the securities and/or the value of the collateral falls, including the value of investments made with cash collateral. Securities lending also may have certain adverse tax consequences.

Operational Risk: Operational risks include human error, changes in personnel, system changes, faults in communication, and failures in systems, technology, or processes. Various operational events or circumstances are outside the Advisor's control, including instances at third parties. The Portfolio and the Advisor seek to reduce these operational risks through controls and procedures. However, these measures do not address every possible risk and may be inadequate to address these risks.

Cyber Security Risk: The Portfolio's and its service providers' use of internet, technology and information systems may expose the Portfolio to potential risks linked to cyber security breaches of those technological or information systems. Cyber security breaches, amongst other things, could allow an unauthorized party to gain access to proprietary information, customer data, or fund assets, or cause the Portfolio and/or its service providers to suffer data corruption or lose operational functionality.

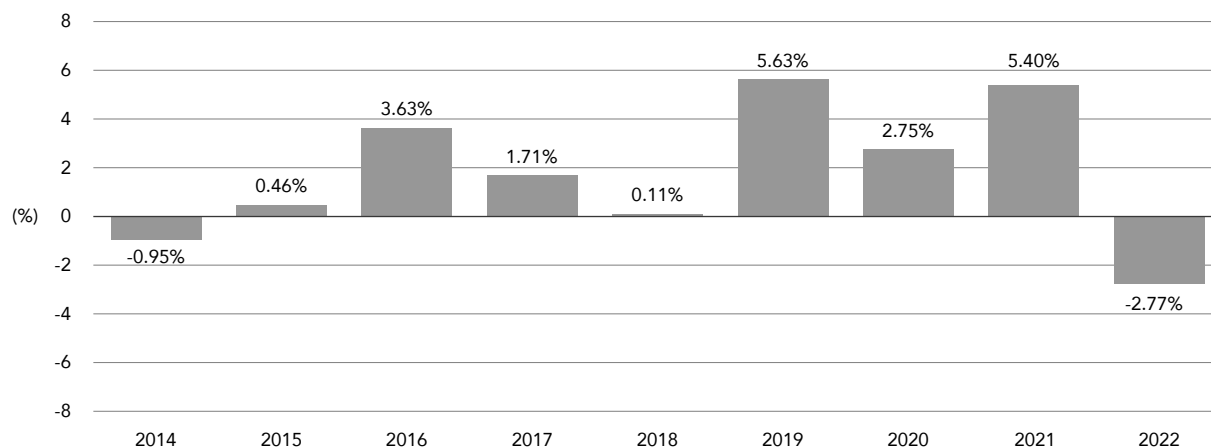
Performance

The bar chart and table immediately following illustrate the variability of the Short-Duration Real Return Portfolio's returns and are meant to provide some indication of the risks of investing in the Portfolio. The bar chart shows the changes in the Portfolio's performance from year to year. The table illustrates how annualized one year, five year and since inception returns, both before and after taxes, compare with those of a broad measure of market performance.

The Portfolio's past performance (before and after taxes) is not an indication of future results. Updated performance information for the Portfolio can be obtained by visiting <https://www.dimensional.com/us-en/funds>.

The after-tax returns presented in the table for the Short-Duration Real Return Portfolio are calculated using the historical highest individual federal marginal income tax rates and do not reflect the impact of state and local taxes. Actual after-tax returns depend on an investor's tax situation and may differ from those shown in the table. In addition, the after-tax returns shown are not relevant to investors who hold shares of the Portfolio through tax-advantaged arrangements, such as 401(k) plans or individual retirement accounts.

DFA Short-Duration Real Return Portfolio Institutional Class Shares—Total Returns



January 2014–December 2022

Highest Quarter
3.57% (4/20–6/20)

Lowest Quarter
-3.74% (1/20–3/20)

Annualized Returns (%) Periods ending December 31, 2022

	1 Year	5 Years	Since 11/5/13 Inception
DFA Short-Duration Real Return Portfolio			
Return Before Taxes	-2.77%	2.17%	1.63%
Return After Taxes on Distributions	-3.42%	1.46%	0.98%
Return After Taxes on Distributions and Sale of Portfolio Shares	-1.64%	1.36%	0.96%
Bloomberg U.S. TIPS 1-5 Years Index			
(reflects no deduction for fees, expenses, or taxes on sales)	-3.96%	2.48%	1.60%

Investment Advisor/Portfolio Management

Dimensional Fund Advisors LP serves as the investment advisor for the Short-Duration Real Return Portfolio. Dimensional Fund Advisors Ltd. and DFA Australia Limited serve as the sub-advisors for the Portfolio. The following individuals are responsible for leading the day-to-day management of the Portfolio:

- **Joseph F. Kolerich**, Head of Fixed Income, Americas, member of the Investment Committee, Vice President, and Senior Portfolio Manager of the Advisor, has been a portfolio manager of the Portfolio since inception (2013).
- **David A. Plecha**, Global Head of Fixed Income Portfolio Management, member of the Investment Committee, Vice President, and Senior Portfolio Manager of the Advisor, has been a portfolio manager of the Portfolio since inception (2013).
- **Lovell D. Shao**, Vice President and Senior Portfolio Manager of the Advisor, has been a portfolio manager of the Portfolio since 2019.

Purchase and Redemption of Fund Shares

Investors may purchase or redeem shares of the Short-Duration Real Return Portfolio on each day that the NYSE is scheduled to be open for business by first contacting the Portfolio's transfer agent at (888) 576-1167. Shareholders that invest in the Portfolio through a financial intermediary should contact their financial intermediary regarding purchase and redemption procedures. The Portfolio generally is available for investment only by institutional clients, clients of registered investment advisors, clients of financial institutions and a limited number of certain other investors as approved from time to time by the Advisor. All investments are subject to approval of the Advisor.

Tax Information

The dividends and distributions you receive from the Short-Duration Real Return Portfolio are taxable and generally will be taxed as ordinary income, capital gains, or some combination of both, unless you are investing through a tax-advantaged arrangement, such as a 401(k) plan or an individual retirement account, in which case distributions may be taxed as ordinary income when withdrawn from the plan or account.

Payments to Financial Intermediaries

If you purchase the Short-Duration Real Return Portfolio through a broker-dealer or other financial intermediary (such as a bank), the Portfolio and its related companies may pay the intermediary for the sale of the Portfolio shares and/or related services. These payments may create a conflict of interest by influencing the financial intermediary to recommend the Portfolio over another investment. Ask your financial advisor or visit your financial intermediary's website for more information.

DFA Global Core Plus Real Return Portfolio

Investment Objective

The investment objective of the DFA Global Core Plus Real Return Portfolio (the "Global Core Plus Real Return Portfolio" or "Portfolio") is to seek inflation protection and maximize total returns.

Fees and Expenses of the Portfolio

This table describes the fees and expenses you may pay if you buy, hold or sell shares of the Global Core Plus Real Return Portfolio. **You may pay other fees, such as brokerage commissions and other fees to financial intermediaries, which are not reflected in the table and Example below.**

Shareholder Fees (fees paid directly from your investment): None

Annual Fund Operating Expenses (expenses that you pay each year as a percentage of the value of your investment)*

Management Fee	0.21%
Other Expenses	0.12%
Total Annual Fund Operating Expenses	0.33%
Fee Waiver and/or Expense Reimbursement**	0.04%
Total Annual Fund Operating Expenses After Fee Waiver and/or Expense Reimbursement	0.29%

* The "Management Fee" and "Total Annual Fund Operating Expenses" have been adjusted to reflect the decrease in the management fee payable by the Global Core Plus Real Return Portfolio from 0.22% to 0.21% effective as of February 28, 2023.

** Dimensional Fund Advisors LP (the "Advisor") has agreed to waive certain fees and in certain instances, assume certain expenses of the Portfolio. The Fee Waiver and Expense Assumption Agreement for the Portfolio will remain in effect through February 28, 2024, and may only be terminated by the Fund's Board of Directors prior to that date. The Advisor retains the right to seek reimbursement for any fees previously waived and/or expenses previously assumed up to thirty-six months after such fee waiver and/or expense assumption.

EXAMPLE

This Example is meant to help you compare the cost of investing in the Global Core Plus Real Return Portfolio with the cost of investing in other mutual funds. The Example assumes that you invest \$10,000 in the Portfolio for the time periods indicated. The Example also assumes that your investment has a 5% return each year and that the Portfolio's operating expenses remain the same. The costs for the Portfolio reflect the net expenses of the Portfolio that result from the contractual expense waiver in the first year only. Although your actual costs may be higher or lower, based on these assumptions, your costs would be:

1 Year	3 Years	5 Years	10 Years
\$30	\$102	\$181	\$414

PORTFOLIO TURNOVER

The Global Core Plus Real Return Portfolio pays transaction costs, such as commissions, when it buys and sells securities (or "turns over" its portfolio). A higher portfolio turnover may indicate higher transaction costs and may result in higher taxes when Portfolio shares are held in a taxable account. These costs, which are not reflected in

Annual Fund Operating Expenses or in the Example, affect the Portfolio's performance. During the most recent fiscal year, the Portfolio's turnover rate was 80% of the average value of its investment portfolio.

Principal Investment Strategies

The Global Core Plus Real Return Portfolio will pursue its investment objective by investing in a universe of U.S. and foreign debt securities, including inflation-protected securities, and derivative instruments. The Portfolio primarily invests in securities that mature within twenty years from the date of settlement, but may, as in the case of mortgage-backed securities, invest in securities with longer maturities. Under normal circumstances, the Portfolio will generally maintain a weighted average duration between three and ten years. Duration is a measure of the sensitivity of a security's price to changes in interest rates. The longer a security's duration, the more sensitive it will be to changes in interest rates.

In making purchase decisions, if the expected term premium is greater for longer-term securities in the eligible maturity range, the Advisor will focus investments in the longer-term area, otherwise, the Global Core Plus Real Return Portfolio will focus investments in the shorter-term area of the eligible maturity range.

The Global Core Plus Real Return Portfolio may invest in fixed income securities considered investment grade at the time of purchase (e.g., rated BBB- or above by S&P Global Ratings ("S&P") or Fitch Ratings Ltd. ("Fitch") or Baa3 or above by Moody's Investor's Service, Inc. ("Moody's")). The Portfolio may invest with an emphasis on fixed income securities rated in the lower half of the investment grade spectrum (e.g., rated BBB- to A+ by S&P or Fitch or Baa3 to A1 by Moody's). The Portfolio may not emphasize investments in such lower-rated debt securities, however, when the Advisor believes the expected credit premium is relatively low. In addition, the Portfolio may invest in fixed income securities rated below investment grade (also known as "junk" bonds).

The Global Core Plus Real Return Portfolio may invest in inflation protected securities, obligations issued or guaranteed by the U.S. and foreign governments, their agencies and instrumentalities, including mortgage-backed securities, corporate debt obligations, bank obligations, commercial paper, repurchase agreements, money market funds, securities of domestic or foreign issuers denominated in U.S. dollars but not trading in the United States, and obligations of supranational organizations. The Portfolio may purchase or sell mortgage-backed securities on a delayed delivery or forward commitment basis through the "to-be-announced" (TBA) market. In addition, the Portfolio is authorized to invest more than 25% of its total assets in U.S. Treasury bonds, bills and notes, and obligations of federal agencies and instrumentalities. The Advisor expects that the Portfolio will primarily invest in the obligations of issuers that are in developed countries. The Portfolio intends to invest its assets to gain exposure to at least three different countries, including the United States. Under normal circumstances, the Portfolio invests at least 30% of its net assets in non-U.S. issuers. As of the date of the Prospectus, the Portfolio invests approximately 50% of its net assets in U.S. issuers. This percentage will change due to market conditions. An issuer may be considered to be of a country if it is organized under the laws of, maintains its principal place of business in, has at least 50% of its assets or derives at least 50% of its operating income in, or is a government, government agency, instrumentality or central bank of, that country.

The Global Core Plus Real Return Portfolio may enter into swaps, such as inflation swaps, to seek inflation protection. The Portfolio also may enter into credit default swaps on issuers or indices to buy or sell credit protection to hedge its credit exposure; gain market or issuer exposure without owning the underlying securities; or increase the Portfolio's total return. The Portfolio also may purchase or sell futures contracts and options on futures contracts, to hedge its interest rate or currency exposure or for non-hedging purposes, such as a substitute for direct investment or to adjust market exposure based on actual or expected cash inflows to or outflows from the Portfolio. The Portfolio may use foreign currency forward contracts to attempt to protect against uncertainty in the level of future foreign currency rates, to hedge against fluctuations in currency exchange rates or to transfer balances from one currency to another.

The Global Core Plus Real Return Portfolio may lend its portfolio securities to generate additional income.

Principal Risks

Because the value of your investment in the Global Core Plus Real Return Portfolio will fluctuate, there is the risk that you will lose money. An investment in the Portfolio is not a deposit of a bank and is not insured or guaranteed by the Federal Deposit Insurance Corporation or any other government agency. The following is a description of principal risks of investing in the Portfolio.

Market Risk: Even a long-term investment approach cannot guarantee a profit. Economic, political, and issuer-specific events will cause the value of securities, and the Portfolio that owns them, to rise or fall.

Foreign Securities and Currencies Risk: Foreign securities prices may decline or fluctuate because of: (a) economic or political actions of foreign governments, and/or (b) less regulated or liquid securities markets. Investors holding these securities may also be exposed to foreign currency risk (the possibility that foreign currency will fluctuate in value against the U.S. dollar or that a foreign government will convert, or be forced to convert, its currency to another currency, changing its value against the U.S. dollar). The Portfolio hedges foreign currency risk.

Foreign Government Debt Risk: The risk that: (a) the governmental entity that controls the repayment of government debt may not be willing or able to repay the principal and/or to pay the interest when it becomes due, due to factors such as political considerations, the relative size of the governmental entity's debt position in relation to the economy, cash flow problems, insufficient foreign currency reserves, the failure to put in place economic reforms required by the International Monetary Fund or other multilateral agencies, and/or other national economic factors; (b) governments may default on their debt securities, which may require holders of such securities to participate in debt rescheduling; and (c) there is no legal or bankruptcy process by which defaulted government debt may be collected in whole or in part.

Mortgage-Backed Securities Risk: Mortgage-backed securities represent interests in "pools" of mortgages and often involve risks that are different from or potentially more significant than risks associated with other types of debt instruments. Mortgage securities differ from typical debt securities in that principal is not paid back at maturity, but rather periodically over the life of the security. The Portfolio may receive unscheduled payments of principal due to voluntary prepayments, refinancings or foreclosures on the underlying mortgage loans. When interest rates decline, borrowers may pay off their mortgages sooner than expected. This can reduce the returns of the Portfolio because it may have to reinvest that money at the lower prevailing interest rates. As a result, mortgage securities may be less effective than some other types of debt securities as a means of securing longterm interest rates and may have less potential for capital appreciation during periods of falling interest rates. Conversely, in a period of rising interest rates, the Portfolio may exhibit additional volatility since rising interest rates tend to extend the duration of fixed rate mortgage-related securities, making them more sensitive to changes in interest rates. As interest rates rise mortgage borrowers are less likely to exercise prepayment options, which may reduce the value of these securities and potentially cause the Portfolio to lose money. This is known as extension risk.

Interest Rate Risk: Fixed income securities are subject to interest rate risk because the prices of fixed income securities tend to move in the opposite direction of interest rates. When interest rates rise, fixed income security prices fall. During periods of very low or negative interest rates, the Portfolio may be subject to a greater risk of rising interest rates. When interest rates fall, fixed income security prices rise. In general, fixed income securities with longer maturities are more sensitive to changes in interest rates.

Inflation-Protected Securities Interest Rate Risk: Inflation-protected securities may react differently from other fixed income securities to changes in interest rates. Because interest rates on inflation-protected securities are adjusted for inflation, the values of these securities are not materially affected by inflation expectations. Therefore, the value of inflation-protected securities are anticipated to change in response to changes in "real" interest rates, which represent nominal (stated) interest rates reduced by the expected impact of inflation. Generally, the value of an inflation-protected security will fall when real interest rates rise and will rise when real interest rates fall.

Inflation-Protected Securities Tax Risk: Any increase in the principal amount of an inflation-protected security may be included for tax purposes in the Portfolio's gross income, even though no cash attributable to such gross income has been received by the Portfolio. In such event, the Portfolio may be required to make annual gross distributions to shareholders that exceed the cash it has otherwise received. In order to pay such distributions, the Portfolio may be required to raise cash by selling its investments. The sale of such investments could result in capital gains to the Portfolio and additional capital gain distributions to shareholders. In addition, adjustments during the taxable year for deflation to an inflation-indexed bond held by the Portfolio may cause amounts previously distributed to shareholders in the taxable year as income to be characterized as a return of capital.

Risks of Investing for Inflation Protection: Because the interest and/or principal payments on an inflation-protected security are adjusted periodically for changes in inflation, the income distributed by the Portfolio may be irregular. Although the U.S. Treasury guarantees to pay at least the original face value of any inflation-protected securities the Treasury issues, other issuers may not offer the same guarantee. Also, inflation-protected securities, including those issued by the U.S. Treasury, are not protected against deflation. As a result, in a period of deflation, the principal and income of inflation-protected securities held by the Portfolio will decline and the Portfolio may suffer a loss during such periods. While inflation-protected securities are expected to be protected from long-term inflationary trends, short-term increases in inflation may lead to a decline in the Portfolio's value. For example, if interest rates rise due to reasons other than inflation, the Portfolio's investment in these securities may not be protected to the extent that the increase is not reflected in the securities' inflation measures. In addition, positive adjustments to principal generally will result in taxable income to the Portfolio at the time of such adjustments (which generally would be distributed by the Portfolio as part of its taxable dividends), even though the principal amount is not paid until maturity. The current market value of inflation-protected securities is not guaranteed and will fluctuate.

Credit Risk: Credit risk is the risk that the issuer of a security may be unable to make interest payments and/or repay principal when due. A downgrade to an issuer's credit rating or a perceived change in an issuer's financial strength may affect a security's value, and thus, impact the Portfolio's performance. Government agency obligations have different levels of credit support and, therefore, different degrees of credit risk. Securities issued by agencies and instrumentalities of the U.S. Government that are supported by the full faith and credit of the United States, such as the Federal Housing Administration and Ginnie Mae, present little credit risk. Other securities issued by agencies and instrumentalities sponsored by the U.S. Government, that are supported only by the issuer's right to borrow from the U.S. Treasury, subject to certain limitations, and securities issued by agencies and instrumentalities sponsored by the U.S. Government that are sponsored by the credit of the issuing agencies, such as Freddie Mac and Fannie Mae, are subject to a greater degree of credit risk. U.S. government agency securities issued or guaranteed by the credit of the agency may still involve a risk of non-payment of principal and/or interest. Credit risk is greater for fixed income securities with ratings below investment grade (e.g., BB+ or below by S&P or Fitch or Ba1 or below by Moody's). Fixed income securities that are below investment grade involve high credit risk and are considered speculative. Below investment grade fixed income securities may also fluctuate in value more than higher quality fixed income securities and, during periods of market volatility, may be more difficult to sell at the time and price the Portfolio desires.

High Yield Risk: Securities rated below investment grade may be subject to greater interest rate, credit, and liquidity risks than investment grade securities. Fixed income securities that are below investment grade involve high credit risk and are considered speculative. Below investment grade fixed income securities may also fluctuate in value more than higher quality fixed income securities and, during periods of market volatility, may be more difficult to sell at the time and price the Portfolio desires.

Income Risk: Income risk is the risk that falling interest rates will cause the Portfolio's income to decline because, among other reasons, the proceeds from maturing short-term securities in its portfolio may be reinvested in lower-yielding securities.

Call Risk: Call risk is the risk that during periods of falling interest rates, an issuer will call or repay a higher-yielding fixed income security before its maturity date, forcing the Portfolio to reinvest in fixed income securities with lower interest rates than the original obligations.

Derivatives Risk: Derivatives are instruments, such as swaps, futures, and options thereon, and foreign currency forward contracts, whose value is derived from that of other assets, rates or indices. Derivatives can be used for

hedging (attempting to reduce risk by offsetting one investment position with another) or non-hedging purposes. Hedging with derivatives may increase expenses, and there is no guarantee that a hedging strategy will work. While hedging can reduce or eliminate losses, it can also reduce or eliminate gains or cause losses if the market moves in a manner different from that anticipated by the Portfolio or if the cost of the derivative outweighs the benefit of the hedge. In regard to currency hedging, it is generally not possible to precisely match the foreign currency exposure of such foreign currency forward contracts to the value of the securities involved due to fluctuations in the market values of such securities and cash flows into and out of the Portfolio between the date a foreign currency forward contract is entered into and the date it expires. The use of derivatives for non-hedging purposes may be considered to carry more risk than other types of investments. When the Portfolio uses derivatives, it will be exposed to the risks of those derivatives. Derivative instruments are subject to a number of risks including counterparty, settlement, liquidity, interest rate, market, credit and management risks, as well as the risk of improper valuation. Changes in the value of a derivative may not correlate perfectly with the underlying asset, rate or index, and the Portfolio could lose more than the principal amount invested. Additional risks are associated with the use of swaps including counterparty and credit risk (the risk that the other party to a swap agreement will not fulfill its contractual obligations, whether because of bankruptcy or other default) and liquidity risk (the possible lack of a secondary market for the swap agreement). Credit risk increases when the Portfolio is the seller of swaps and counterparty risk increases when the Portfolio is a buyer of swaps. In addition, where the Portfolio is the seller swaps, it may be required to liquidate portfolio securities at inopportune times in order to meet payment obligations. Swaps may be illiquid or difficult to value.

Liquidity Risk: Liquidity risk exists when particular portfolio investments are difficult to purchase or sell. To the extent that the Portfolio holds illiquid investments, the Portfolio's performance may be reduced due to an inability to sell the investments at opportune prices or times. Liquid portfolio investments may become illiquid or less liquid after purchase by the Portfolio due to low trading volume, adverse investor perceptions and/or other market developments. Liquidity risk includes the risk that the Portfolio will experience significant net redemptions at a time when it cannot find willing buyers for its portfolio securities or can only sell its portfolio securities at a material loss or at increased costs. Liquidity risk can be more pronounced in periods of market turmoil or in situations where ownership of shares of the Portfolio are concentrated in one or a few investors.

Securities Lending Risk: Securities lending involves the risk that the borrower may fail to return the securities in a timely manner or at all. As a result, the Portfolio may lose money and there may be a delay in recovering the loaned securities. The Portfolio could also lose money if it does not recover the securities and/or the value of the collateral falls, including the value of investments made with cash collateral. Securities lending also may have certain adverse tax consequences.

Operational Risk: Operational risks include human error, changes in personnel, system changes, faults in communication, and failures in systems, technology, or processes. Various operational events or circumstances are outside the Advisor's control, including instances at third parties. The Portfolio and the Advisor seek to reduce these operational risks through controls and procedures. However, these measures do not address every possible risk and may be inadequate to address these risks.

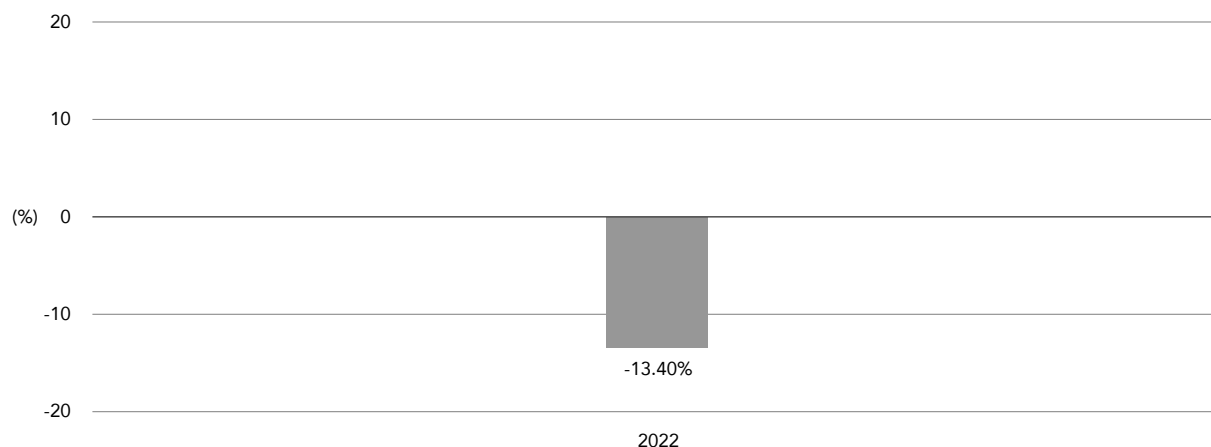
Cyber Security Risk: The Portfolio's and its service providers' use of internet, technology and information systems may expose the Portfolio to potential risks linked to cyber security breaches of those technological or information systems. Cyber security breaches, amongst other things, could allow an unauthorized party to gain access to proprietary information, customer data, or fund assets, or cause the Portfolio and/or its service providers to suffer data corruption or lose operational functionality.

Performance

The bar chart and table immediately following illustrate the variability of the Global Core Plus Real Return Portfolio's returns and are meant to provide some indication of the risks of investing in the Portfolio. The bar chart shows the changes in the Portfolio's performance from year to year. The table illustrates how annualized one year and since inception returns, both before and after taxes, compare with those of a broad measure of market performance. The Portfolio's past performance (before and after taxes) is not an indication of future results. Updated performance information for the Portfolio can be obtained by visiting <https://www.dimensional.com/us-en/funds>.

The after-tax returns presented in the table for the Global Core Plus Real Return Portfolio are calculated using the historical highest individual federal marginal income tax rates and do not reflect the impact of state and local taxes. Actual after-tax returns depend on an investor's tax situation and may differ from those shown in the table. In addition, the after-tax returns shown are not relevant to investors who hold shares of the Portfolio through tax-advantaged arrangements, such as 401(k) plans or individual retirement accounts.

DFA Global Core Plus Real Return Portfolio Institutional Class Shares—Total Returns



January 2022–December 2022

Highest Quarter
3.79% (10/22–12/22)

Lowest Quarter
-9.08% (4/22–6/22)

Annualized Returns (%)

Periods ending December 31, 2022

	1 Year	Since 04/26/21 Inception
DFA Global Core Plus Real Return Portfolio		
Return Before Taxes	-13.40%	-4.83%
Return After Taxes on Distributions	-14.09%	-5.49%
Return After Taxes on Distributions and Sale of Portfolio Shares	-7.92%	-3.92%
Bloomberg Global Aggregate Bond Index (hedged to USD)		
(reflects no deduction for fees, expenses, or taxes on sales)	-11.22%	-6.49%

Investment Advisor/Portfolio Management

Dimensional Fund Advisors LP serves as the investment advisor for the Global Core Plus Real Return Portfolio. Dimensional Fund Advisors Ltd. and DFA Australia Limited serve as the sub-advisors for the Portfolio. The following individuals are responsible for leading the day-to-day management of the Portfolio:

- **Joseph F. Kolerich**, Head of Fixed Income, Americas, member of the Investment Committee, Vice President, and Senior Portfolio Manager of the Advisor, has been a portfolio manager of the Portfolio since inception (2021).

- **David A. Plecha**, Global Head of Fixed Income Portfolio Management, member of the Investment Committee, Vice President, and Senior Portfolio Manager of the Advisor, has been a portfolio manager of the Portfolio since inception (2021).
- **Lovell D. Shao**, Vice President and Senior Portfolio Manager of the Advisor, has been a portfolio manager of the Portfolio since inception (2021).

Purchase and Redemption of Fund Shares

Investors may purchase or redeem shares of the Global Core Plus Real Return Portfolio on each day that the New York Stock Exchange is scheduled to be open for business by first contacting the Portfolio's transfer agent at (888) 576-1167. Shareholders that invest in the Portfolio through a financial intermediary should contact their financial intermediary regarding purchase and redemption procedures. The Portfolio generally is available for investment only by institutional clients, clients of registered investment advisors, clients of financial institutions and a limited number of certain other investors as approved from time to time by the Advisor. All investments are subject to approval of the Advisor.

Tax Information

The dividends and distributions you receive from the Global Core Plus Real Return Portfolio are taxable and generally will be taxed as ordinary income, capital gains, or some combination of both, unless you are investing through a tax-advantaged arrangement, such as a 401(k) plan or an individual retirement account, in which case distributions may be taxed as ordinary income when withdrawn from the plan or account.

Payments to Financial Intermediaries

If you purchase the Global Core Plus Real Return Portfolio through a broker-dealer or other financial intermediary (such as a bank), the Portfolio and its related companies may pay the intermediary for the sale of the Portfolio shares and/or related services. These payments may create a conflict of interest by influencing the financial intermediary to recommend the Portfolio over another investment. Ask your financial advisor or visit your financial intermediary's website for more information.

Additional Information on Investment Objectives and Policies

The two investment companies described in this Prospectus offer a variety of investment portfolios. Each of the investment company's Portfolios has its own investment objective and policies, and is the equivalent of a separate mutual fund. The Two-Year Portfolio and the Two-Year Government Portfolio are offered by Dimensional Investment Group Inc. The other Portfolios contained in this Prospectus are offered by DFA Investment Dimensions Group Inc. The Portfolios, except the One-Year Portfolio, described in this Prospectus are designed for long-term investors.

The following is a description of the categories of investments that may be acquired by the Portfolios:

	Permissible Categories:
One-Year Portfolio	1-11
Two-Year Portfolio	1-11
Two-Year Government Portfolio	1,2,6,11
Two-Year Global Portfolio	1-11
Selectively Hedged Global Portfolio	1-11
Five-Year Global Portfolio	1-11
World ex U.S. Government Portfolio	7,8,11
Short-Term Government Portfolio	1,2,6,11
Intermediate Government Portfolio	1,2,6,7,8,11
Short-Term Extended Quality Portfolio	1-11
Intermediate-Term Extended Quality Portfolio	1-4,6-11
Investment Grade Portfolio	1-11
Diversified Fixed Income Portfolio	1-11
LTIP Portfolio	1-11
Inflation-Protected Portfolio	1,2,6,11
Short-Duration Real Return Portfolio	1-11
Global Core Plus Real Return Portfolio	1-11
Targeted Credit Portfolio	1-11
Global Core Plus Fixed Income Portfolio	1-11

1. *U.S. Government Obligations*—Debt securities issued by the U.S. Treasury that are direct obligations of the U.S. Government, including bills, notes and bonds. These securities may also be purchased on a “when-issued” basis.

2. *U.S. Government Agency Obligations*—Issued or guaranteed by U.S. government-sponsored instrumentalities and federal agencies, which have different levels of credit support. The U.S. government agency obligations include, but are not limited to, securities issued by agencies and instrumentalities of the U.S. Government that are supported by the full faith and credit of the United States, such as the Federal Housing Administration and Ginnie Mae, including Ginnie Mae mortgage pass-through securities. Other securities issued by agencies and instrumentalities sponsored by the U.S. Government may be supported only by the issuer's right to borrow from the U.S. Treasury, subject to certain limits, such as securities issued by Federal Home Loan Banks, or are supported only by the credit of such agencies, such as Freddie Mac and Fannie Mae, including their mortgage pass-through securities. These securities may also be purchased on a “when-issued” or “to-be-announced” basis, such as mortgage TBAs.

3. *Corporate Debt Obligations*—

(a) *One-Year Portfolio, Two-Year Portfolio, Two-Year Global Portfolio, Five-Year Global Portfolio and Diversified Fixed Income Portfolio*—Corporate debt securities (e.g., bonds and debentures), which are rated Aa3 or better by Moody's, or AA-or better by S&P, or AA-or better by Fitch, or an equivalent rating assigned by

another nationally recognized statistical rating organization ("NRSRO"), or if there is no rating for the debt security, they are determined by the Advisor to be of comparable quality.

(b) *Selectively Hedged Global Portfolio, Short-Term Extended Quality Portfolio, Intermediate-Term Extended Quality Portfolio, Investment Grade Portfolio, LTIP Portfolio and Short-Duration Real Return Portfolio*—Corporate debt securities (e.g., bonds and debentures), which have received an investment grade rating by Moody's, Fitch or S&P, or an equivalent rating assigned by another NRSRO, or, if unrated, have been determined by the Advisor to be of comparable quality.

(c) *Global Core Plus Real Return Portfolio, Targeted Credit Portfolio and Global Core Plus Fixed Income Portfolio*—Corporate debt securities (e.g., bonds and debentures), which may be of any credit rating including unrated. The Portfolio's investment emphasis is on securities rated in the lower half of the investment grade spectrum.

4. *Bank Obligations*—Obligations of U.S. banks and savings and loan associations and dollar-denominated obligations of U.S. subsidiaries and branches of foreign banks, such as certificates of deposit (including marketable variable rate certificates of deposit), time deposits and bankers' acceptances. Bank certificates of deposit will be acquired only from banks having assets in excess of \$1,000,000,000.

5. *Commercial Paper*—

(a) *One-Year Portfolio, Two-Year Portfolio, Two-Year Global Portfolio, Five-Year Global Portfolio and Diversified Fixed Income Portfolio*—Rated, at the time of purchase, A1 or better by S&P or Prime1 by Moody's, or F1 or better by Fitch, or an equivalent rating assigned by another NRSRO, or, if unrated, issued by a corporation having an outstanding unsecured debt issue rated Aaa by Moody's or AAA by S&P or AAA by Fitch.

(b) *Selectively Hedged Global Portfolio, Short-Term Extended Quality Portfolio, Investment Grade Portfolio, LTIP Portfolio and Short-Duration Real Return Portfolio*—Rated, at the time of purchase, A3 or better by S&P or Prime3 or better by Moody's, or F3 or better by Fitch, or an equivalent rating assigned by another NRSRO, or, if unrated, issued by a corporation having an outstanding unsecured debt issue rated at least Baa3 by Moody's or BBB by S&P or Fitch.

(c) *Global Core Plus Real Return Portfolio, Targeted Credit Portfolio and Global Core Plus Fixed Income Portfolio*—Instruments may be of any credit rating but the Portfolio's investment emphasis is on securities rated in the lower half of the investment grade spectrum.

6. *Repurchase Agreements*—Instruments through which the Portfolios purchase securities ("underlying securities") from a bank, a registered U.S. government securities dealer, or such other counterparties with creditworthiness and other characteristics deemed appropriate by the Advisor, with an agreement by the seller to repurchase the securities at an agreed price, plus interest at a specified rate. The underlying securities will be limited to U.S. government and agency obligations described in (1) and (2) above. The Portfolios will not enter into a repurchase agreement with a duration of more than seven days if, as a result, more than 10% of the value of the Portfolio's total assets would be so invested. In addition, a repurchase agreement with a duration of more than seven days will be subject to a Portfolio's investment restriction on illiquid investments. The Portfolios also will only invest in repurchase agreements with banks, U.S. government securities, dealers, and/or other counterparties, as described above, that are approved by the Investment Committee of the Advisor. The Advisor will monitor the market value of the securities plus any accrued interest thereon so that they will at least equal the repurchase price.

7. *Foreign Government and Agency Obligations*—Bills, notes, bonds and other debt securities issued or guaranteed by foreign governments, or their authorities, agencies, instrumentalities or political subdivisions.

8. *Supranational Organization Obligations*—Debt securities of supranational organizations such as the European Investment Bank, the Inter-American Development Bank, or the World Bank, which are chartered to promote economic development.

9. *Foreign Issuer Obligations*—

(a) *One-Year Portfolio, Two-Year Portfolio, Two-Year Global Portfolio, Five-Year Global Portfolio and Diversified Fixed Income Portfolio*—Debt securities of non-U.S. issuers rated AA- or better by S&P or Fitch, Aa3 or better by Moody's, or an equivalent rating assigned by another NRSRO, or, if unrated, securities that have been determined by the Advisor to be of comparable quality.

(b) *Selectively Hedged Global Portfolio, Short-Term Extended Quality Portfolio, Intermediate-Term Extended Quality Portfolio, Investment Grade Portfolio, LTIP Portfolio and Short-Duration Real Return Portfolio*—Debt securities of non-U.S. issuers that have received a rating of BBB-or better by S&P or Fitch or Baa3 or better by Moody's, or an equivalent rating assigned by another NRSRO, or, if unrated, have been determined by the Advisor to be of comparable quality.

(c) *Global Core Plus Real Return Portfolio, Targeted Credit Portfolio and Global Core Plus Fixed Income Portfolio*—Debt securities of non-U.S. issuers, which may be of any credit rating including unrated. The Portfolio's investment emphasis is on securities rated in the lower half of the investment grade spectrum.

10. *Eurodollar Obligations*—Debt securities of domestic or foreign issuers denominated in U.S. dollars but not trading in the United States.

11. *Money Market Funds*—The Portfolios may invest in affiliated and unaffiliated registered and unregistered money market funds. Investments in money market funds may involve a duplication of certain fees and expenses.

The categories of investments that may be acquired by each of the Portfolios (other than Intermediate Government Portfolio, World ex U.S. Government Portfolio, and Intermediate-Term Extended Quality Portfolio) may include both fixed and floating rate securities. Floating rate securities bear interest at rates that vary with prevailing market rates. Interest rate adjustments are made periodically (e.g., every six months), usually based on a money market index such as the Secured Overnight Financing Rate (SOFR) or the Treasury bill rate.

In addition to the principal investments described above, the World ex U.S. Government Portfolio also may invest in money market instruments, other short-term investments, U.S. Treasury obligations and U.S. government agency obligations to manage cash pending investment in other securities or to maintain liquidity for the payment of redemptions or other purposes. These short-term investments may include the securities of U.S. issuers.

PORTFOLIO STRATEGIES

In managing each Portfolio, the Advisor places priority on efficiently managing portfolio turnover and keeping trading costs low.

The Portfolios will be managed with a view to capturing expected credit premiums and expected term premiums. The term "expected credit premium" means the expected incremental return on investment for holding obligations considered to have greater credit risk than direct obligations of the U.S. Treasury, and "expected term premium" means the expected relative return on investment for holding securities having longer-term maturities as compared to securities having shorter-term maturities. At times when, in the Advisor's judgment, eligible foreign securities of the Portfolios, as applicable, do not offer expected term premiums that compare favorably with those offered by eligible U.S. Securities, such Portfolios will be invested primarily in the latter securities. The Advisor believes that expected credit premiums for the Portfolios are available largely through investment in commercial paper, certificates of deposit and corporate obligations. The holding period for assets of the Portfolios will be chosen with a view to maximizing anticipated returns, net of trading costs.

The One-Year Portfolio, Two-Year Portfolio, Two-Year Government Portfolio, Two-Year Global Portfolio, Selectively Hedged Global Portfolio, Short-Term Government Portfolio, Five-Year Global Portfolio, Short-Term Extended Quality Portfolio, Targeted Credit Portfolio and Short-Duration Real Return Portfolio may engage in frequent trading of portfolio securities and, therefore, are expected to have a high portfolio turnover rate. The rate of portfolio turnover will depend upon market and other conditions; it will not be a limiting factor when management believes that portfolio changes are appropriate. While the Portfolios generally acquire securities in principal transactions and, therefore, do not pay brokerage commissions, the spread between the bid and asked prices of a security may be considered to be a "cost" of trading. Such costs ordinarily increase with trading activity. However, securities ordinarily will be sold when, in the Advisor's judgment, the monthly return of a Portfolio will be increased as a result of portfolio transactions after taking into account the cost of trading. It is anticipated that short-term instruments will be acquired in the primary and secondary markets. A high portfolio turnover rate may have negative tax consequences to shareholders and may result in increased trading costs.

The World ex U.S. Government Portfolio invests in obligations issued or guaranteed primarily by non-U.S. government issuers and supranational organizations and their agencies, however, the Portfolio may also hold a small percentage of its assets in obligations of the U.S. Government and its agencies. The Portfolio may also acquire repurchase agreements backed by banks or U.S. Government securities.

Duration, as discussed with respect to a Portfolio's investment policy regarding duration, is a measure of the sensitivity of a security's price to changes in interest rates. The longer a security's duration, the more sensitive it will be to changes in interest rates. For example, when the level of interest rates increases by 0.10%, the price of a fixed income security or a portfolio of fixed income securities having a duration of five years generally will decrease by approximately 0.50%. Conversely, when the level of interest rates decreases by 0.10%, the price of a fixed income security or a portfolio of fixed income securities having a duration of five years generally will increase by approximately 0.50%. In general, greater sensitivity to changes in interest rates typically corresponds to higher volatility and higher risk. Securities are considered investment grade if the issuer has received a rating of BBB-or better by S&P Global Ratings ("S&P") or Fitch Ratings Ltd. ("Fitch") or Baa3 or better by Moody's Investor's Service, Inc. ("Moody's") or an equivalent rating assigned by another NRSRO.

The Global Core Plus Fixed Income Portfolio seeks to achieve its investment objective by investing in a universe of U.S. and foreign fixed income securities. The Global Core Plus Fixed Income Portfolio may invest in obligations issued or guaranteed by the U.S. and foreign governments, their agencies and instrumentalities, including mortgage-backed securities, corporate debt obligations, bank obligations, commercial paper, repurchase agreements, securities of domestic or foreign issuers denominated in U.S. dollars but not trading in the United States, and obligations of supranational organizations. In managing the Global Core Plus Fixed Income Portfolio, the Advisor will increase or decrease investment exposure to intermediate-term securities depending on the expected term premium and also increase or decrease investment exposure to lower-rated debt securities held depending on the expected credit premium.

Mortgage-backed securities represent an interest in a pool of mortgage loans that are packaged or "pooled" together for sale to investors. These mortgage loans are originated by banks and other financial institutions to finance purchases of homes and other real estate. Mortgage-backed securities may be issued as fixed-rate or adjustable-rate instruments. As the underlying mortgage loans are paid off, the Global Core Plus Fixed Income Portfolio and Global Core Plus Real Return Portfolio receive principal and interest payments. The Portfolios may purchase or sell mortgage-backed securities on a delayed delivery or forward commitment basis through the "to-be-announced" (TBA) market. A TBA transaction typically does not designate the actual security to be delivered and only includes an approximate principal amount. With TBA transactions, the specific securities to be delivered must meet specified terms and standards.

The Diversified Fixed Income Portfolio seeks its investment objective by investing directly or through its Underlying Funds in a universe of U.S. and foreign debt securities, including inflation-protected securities. As of the date of this Prospectus, the Portfolio invests a portion of its assets in the DFA Two-Year Global Fixed Income Portfolio and DFA Intermediate Government Fixed Income Portfolio and/or other Underlying Funds, but the Portfolio also invests a substantial portion of its assets directly.

Inflation-protected securities (also known as inflation-indexed securities) are securities whose principal and/or interest payments are adjusted for inflation, unlike conventional debt securities that make fixed principal and interest payments. Inflation-protected securities include Treasury Inflation-Protected Securities ("TIPS"), which are securities issued by the U.S. Treasury. The principal value of TIPS is adjusted for inflation (payable at maturity) and the semi-annual interest payments by TIPS equal a fixed percentage of the inflation-adjusted principal amount. These inflation adjustments are based upon the Consumer Price Index for Urban Consumers (CPI-U). The original principal value of TIPS is guaranteed. At maturity, TIPS are redeemed at the greater of their inflation-adjusted principal or par amount at original issue. Other types of inflation-protected securities may use other methods to adjust for inflation and other measures of inflation. In addition, inflation-protected securities issued by entities other than the U.S. Treasury may not provide a guarantee of principal value at maturity.

In making investment decisions for the Investment Grade Portfolio, the Advisor will increase or decrease exposure to intermediate-term securities depending on the expected term premium and also increase or decrease exposure to non-government securities depending on the expected credit risk premium.

The Portfolios may also invest in affiliated and unaffiliated registered and unregistered money market funds. Investments in money market funds may involve a duplication of certain fees and expenses.

In attempting to respond to adverse market, economic, political, or other conditions, the Portfolios may, from time to time, invest its assets in a temporary defensive manner that is inconsistent with the Portfolios' principal investment strategies. In these circumstances, the Portfolios may be unable to achieve their investment objectives.

ADDITIONAL INFORMATION REGARDING INVESTMENT RISKS

Because the value of your investment in a Portfolio will fluctuate, there is the risk that you will lose money. An investment in a Portfolio is not a deposit of a bank and is not insured or guaranteed by the Federal Deposit Insurance Corporation or any other government agency. The following is a description of principal risks of investing in the Portfolios.

The investment performance of the Diversified Fixed Income Portfolio is affected by the investment performance of the Underlying Funds in which the Portfolio invests. The Portfolio also indirectly pays its proportionate share of the expenses of the Underlying Funds in which it invests. The ability of the Portfolio to achieve its investment objective depends on the ability of the Underlying Funds to meet their investment objectives and on the Advisor's decisions regarding the allocation of the Portfolio's assets among the Underlying Funds. Through its investments in the Underlying Funds, the Portfolio is subject to the risks of the Underlying Funds' investments. The following includes a description of principal risks of the Portfolio and its Underlying Funds.

	One-Year Portfolio	Two-Year Portfolio	Two-Year Government Portfolio	Two-Year Global Portfolio	Selectively Hedged Global Portfolio	Five-Year Global Portfolio
Call Risk	X	X		X	X	X
Credit Risk	X	X	X	X	X	X
Cyber Security Risk	X	X	X	X	X	X
Derivatives Risk	X	X	X	X	X	X
Foreign Government Debt Risk	X	X		X	X	X
Foreign Securities and Currencies Risk	X	X		X	X	X
Income Risk	X	X	X	X	X	X
Interest Rate Risk	X	X	X	X	X	X
Liquidity Risk	X	X	X	X	X	X
Market Risk	X	X	X	X	X	X
Mortgage-Backed Securities Risk	X	X	X	X	X	X
Operational Risk	X	X	X	X	X	X
Securities Lending Risk	X	X	X	X	X	X

	World ex U.S. Government Portfolio	Short-Term Government Portfolio	Intermediate Government Portfolio	Short-Term Extended Quality Portfolio	Intermediate- Term Extended Quality Portfolio
Call Risk	X			X	X
Credit Risk	X	X	X	X	X
Cyber Security Risk	X	X	X	X	X
Derivatives Risk	X	X	X	X	X
Foreign Government Debt Risk	X			X	X
Foreign Securities and Currencies Risk	X			X	X
Income Risk	X	X	X	X	X
Interest Rate Risk	X	X	X	X	X
Liquidity Risk	X	X	X	X	X
Market Risk	X	X	X	X	X
Mortgage-Backed Securities Risk		X		X	X
Non-Diversification Risk	X				
Operational Risk	X	X	X	X	X
Securities Lending Risk	X	X	X	X	X

	Targeted Credit Portfolio	Global Core Plus Fixed Income Portfolio	Investment Grade Portfolio	Diversified Fixed Income Portfolio	LTIP Portfolio	Inflation- Protected Portfolio
Call Risk	X	X	X	X		
Credit Risk	X	X	X	X	X	X
Cyber Security Risk	X	X	X	X	X	X
Derivatives Risk	X	X	X	X	X	X
Foreign Government Debt Risk	X	X	X	X	X	
Foreign Securities and Currencies Risk	X	X	X	X	X	
Fund of Funds Risk				X		
High Yield Risk	X	X				
Income Risk	X	X	X	X	X	X
Inflation-Protected Securities Interest Rate Risk				X	X	X
Inflation-Protected Securities Tax Risk				X	X	X
Interest Rate Risk	X	X	X	X	X	X
Liquidity Risk	X	X	X	X	X	X
Market Risk	X	X	X	X	X	X
Mortgage-Backed Securities Risk	X	X	X	X	X	X
Operational Risk	X	X	X	X	X	X
Risks of Investing for Inflation Protection				X	X	X
Securities Lending Risk	X	X	X	X	X	X

	Short-Duration Real Return Portfolio	Global Core Plus Real Return Portfolio
Call Risk	X	X
Credit Risk	X	X
Cyber Security Risk	X	X
Derivatives Risk	X	X
Foreign Government Debt Risk	X	X
Foreign Securities and Currencies Risk	X	X
High Yield Risk		X
Income Risk	X	X
Inflation-Protected Securities Interest Rate Risk	X	X
Inflation-Protected Securities Tax Risk	X	X
Interest Rate Risk	X	X
Liquidity Risk	X	X
Market Risk	X	X
Mortgage-Backed Securities Risk	X	X
Operational Risk	X	X
Risks of Investing for Inflation Protection	X	X
Securities Lending Risk	X	X

Call Risk: Call risk is the risk that an issuer may exercise its right to redeem a fixed income security earlier than its maturity date. Issuers may call outstanding securities prior to their maturity for a number of reasons (e.g., declining interest rates changes in credit spreads and improvements in the issuer's credit quality). If an issuer calls a security that the Portfolio has invested in, the Portfolio may not recoup the full amount of its initial investment and may be forced to reinvest in lower-yielding securities, securities with greater credit risks or securities with other, less favorable features.

Credit Risk: Credit risk is the risk that the issuer of a security may be unable to make interest payments and/or repay principal when due. A downgrade to an issuer's credit rating or a perceived change in an issuer's financial strength may affect a security's value, and thus, impact the Portfolio's performance. Government agency obligations have different levels of credit support and, therefore, different degrees of credit risk. Securities issued by agencies and instrumentalities of the U.S. Government that are supported by the full faith and credit of the United States, such as the Federal Housing Administration and Ginnie Mae, present little credit risk. Other securities issued by agencies and instrumentalities sponsored by the U.S. Government, that are supported only by the issuer's right to borrow from the U.S. Treasury, subject to certain limitations, and securities issued by agencies and instrumentalities sponsored by the U.S. Government that are sponsored by the credit of the issuing agencies, such as Freddie Mac and Fannie Mae, are subject to a greater degree of credit risk. U.S. government agency securities issued or guaranteed by the credit of the agency may still involve a risk of nonpayment of principal and/or interest. Credit risk is greater for fixed income securities with ratings below investment grade (e.g., BB+ or below by S&P or Fitch or Ba1 or below by Moody's). Fixed income securities that are below investment grade involve high credit risk and are considered speculative. Below investment grade fixed income securities may also fluctuate in value more than higher quality fixed income securities and, during periods of market volatility, may be more difficult to sell at the time and price the Portfolio desires.

Cyber Security Risk: The Portfolio's and its service providers' use of internet, technology and information systems may expose the Portfolio to potential risks linked to cyber security breaches of those technological or information systems. Cyber security breaches, amongst other things, could allow an unauthorized party to gain access to proprietary information, customer data, or fund assets, or cause the Portfolio and/or its service providers to suffer data corruption or lose operational functionality.

Derivatives Risk: Derivatives are instruments, such as swaps, futures, and options thereon, and foreign currency forward contracts, whose value is derived from that of other assets, rates or indices. Derivatives can be used for hedging (attempting to reduce risk by offsetting one investment position with another) or non-hedging purposes. Hedging with derivatives may increase expenses, and there is no guarantee that a hedging strategy will work. While hedging can reduce or eliminate losses, it can also reduce or eliminate gains or cause losses if the market moves in a manner different from that anticipated by the Portfolio or Underlying Fund or if the cost of the derivative outweighs the benefit of the hedge. In regard to currency hedging, it is generally not possible to precisely match the foreign currency exposure of such foreign currency forward contracts to the value of the securities involved due to fluctuations in the market values of such securities and cash flows into and out of the Portfolio or Underlying Fund between the date a foreign currency forward contract is entered into and the date it expires. The use of derivatives for non-hedging purposes may be considered to carry more risk than other types of investments. When the Portfolio or Underlying Fund uses derivatives, the Portfolio or Underlying Fund will be directly exposed to the risks of those derivatives. Derivatives expose the Portfolio or Underlying Fund to counterparty risk (the risk that the derivative counterparty will not fulfill its contractual obligations), including credit risk of the derivative counterparty, and settlement risk (the risk faced when one party to a transaction has performed its obligations under a contract but has not yet received value from its counterparty). The possible lack of a liquid secondary market for derivatives and the resulting inability of the Portfolio or Underlying Fund to sell or otherwise close a derivatives position could expose the Portfolio or Underlying Fund to losses and could make derivatives more difficult for the Portfolio or Underlying Fund to value accurately. Some derivatives are more sensitive to interest rate changes and market price fluctuations than other securities. The Portfolio or Underlying Fund could also suffer losses related to its derivatives positions as a result of unanticipated market movements, which losses are potentially unlimited. The Advisor may not be able to predict correctly the direction of securities prices, interest rates, currency exchange rates and other economic factors, which could cause the Portfolio's or Underlying Fund's derivatives positions to lose value. Valuation of derivatives may also be more difficult in times of market turmoil since many investors and market makers may be reluctant to purchase derivatives or quote prices for them. Changes in the value of a derivative may not correlate perfectly with the underlying asset, rate or index, and the Portfolio or Underlying Fund could lose more than the principal amount invested. Additional risks are associated with the use of swaps including counterparty and credit risk (the risk that the other party to a swap agreement will not fulfill its contractual obligations, whether because of bankruptcy or other default) and liquidity risk (the possible lack of a secondary market for the swap agreement). Credit risk increases when the Portfolio is the seller of swaps and counterparty risk increases when the Portfolio is a buyer of swaps. In addition, where the Portfolio is the seller of swaps, it may be required to liquidate portfolio securities at inopportune times in order to meet payment obligations. Swaps may be illiquid or difficult to value.

Foreign Government Debt Risk: The risk that: (a) the governmental entity that controls the repayment of government debt may not be willing or able to repay the principal and/or to pay the interest when it becomes due, due to factors such as political considerations, the relative size of the governmental entity's debt position in relation to the economy, cash flow problems, insufficient foreign currency reserves, the failure to put in place economic reforms required by the International Monetary Fund or other multilateral agencies, and/or other national economic factors; (b) governments may default on their debt securities, which may require holders of such securities to participate in debt rescheduling; and (c) there is no legal or bankruptcy process by which defaulted government debt may be collected in whole or in part.

Foreign Securities and Currencies Risk: Foreign securities prices may decline or fluctuate because of: (a) economic or political actions of foreign governments, and/or (b) less regulated or liquid securities markets. Investors holding these securities may also be exposed to foreign currency risk (the possibility that foreign currency will fluctuate in value against the U.S. dollar or that a foreign government will convert, or be forced to convert, its currency to another currency, changing its value against the U.S. dollar).

Foreign issuers may not be subject to uniform accounting, auditing and financial reporting standards and there may be less publicly available financial and other information about such issuers, comparable to U.S. issuers. Certain countries' legal institutions, financial markets, and services are less developed than those in the U.S. or other major economies. The Portfolio may have greater difficulty voting proxies, exercising shareholder rights, securing dividends and obtaining information regarding corporate actions on a timely basis, pursuing legal remedies, and obtaining judgments with respect to foreign investments in foreign courts than with respect to domestic issuers in U.S. courts.

Fund of Funds Risk: The investment performance of the Portfolio is affected by the investment performance of the Underlying Funds in which the Portfolio invests. The ability of the Portfolio to achieve its investment objective depends on the ability of the Underlying Funds to meet their investment objectives and on the Advisor's decisions regarding the allocation of the Portfolio's assets among Underlying Funds. There can be no assurance that the investment objective of the Portfolio or any Underlying Fund will be achieved. Through its investments in the Underlying Funds, the Portfolio is subject to the risks of the Underlying Funds' investments. When the Portfolio invests in Underlying Funds, investors are exposed to a proportionate share of the expenses of those Underlying Funds in addition to the expenses of the Portfolio.

High Yield Risk: Securities rated below investment grade may be subject to greater interest rate, credit and liquidity risks than investment grade securities. Fixed income securities that are below investment grade involve high credit risk and are considered speculative. Below investment grade fixed income securities may also fluctuate in value more than higher quality fixed income securities and, during periods of market volatility, may be more difficult to sell at the time and price the Portfolio desires.

Income Risk: Income risk is the risk that falling interest rates will cause the Portfolio's income to decline because, among other reasons, the proceeds from maturing short-term securities in its portfolio may be reinvested in lower-yielding securities.

Inflation-Protected Securities Interest Rate Risk: Inflation-protected securities may react differently from other fixed income securities to changes in interest rates. Because interest rates on inflation-protected securities are adjusted for inflation, the values of these securities are not materially affected by inflation expectations. Therefore, the value of inflation-protected securities are anticipated to change in response to changes in "real" interest rates, which represent nominal (stated) interest rates reduced by the expected impact of inflation. Generally, the value of an inflation-protected security will fall when real interest rates rise and will rise when real interest rates fall.

Inflation-Protected Securities Tax Risk: Any increase in the principal amount of an inflation-protected security may be included for tax purposes in the Portfolio's gross income, even though no cash attributable to such gross income has been received by the Portfolio. In such event, the Portfolio may be required to make annual gross distributions to shareholders that exceed the cash it has otherwise received. In order to pay such distributions, the Portfolio may be required to raise cash by selling its investments. The sale of such investments could result in capital gains to the Portfolio and additional capital gain distributions to shareholders. In addition, adjustments during the taxable year for deflation to an inflation-indexed bond held by the Portfolio may cause amounts previously distributed to shareholders in the taxable year as income to be characterized as a return of capital.

Interest Rate Risk: Fixed income securities are subject to interest rate risk because the prices of fixed income securities tend to move in the opposite direction of interest rates. When interest rates rise, fixed income security prices fall. During periods of very low or negative interest rates, the Portfolio may be subject to a greater risk of rising interest rates. When interest rates fall, fixed income security prices rise. In general, fixed income securities with longer maturities are more sensitive to changes in interest rates.

Liquidity Risk: Liquidity risk exists when particular portfolio investments are difficult to purchase or sell. To the extent that the Portfolio holds illiquid investments, the Portfolio's performance may be reduced due to an inability to sell the investments at opportune prices or times. Liquid portfolio investments may become illiquid or less liquid after purchase by the Portfolio due to low trading volume, adverse investor perceptions and/or other market developments. Liquidity risk includes the risk that the Portfolio will experience significant net redemptions at a time when it cannot find willing buyers for its portfolio securities or can only sell its portfolio securities at a material loss or at increased costs. Liquidity risk can be more pronounced in periods of market turmoil or in situations where ownership of shares of the Portfolio are concentrated in one or a few investors.

Market Risk: Even a long-term investment approach cannot guarantee a profit. Economic, political, and issuer-specific events will cause the value of securities, and the Portfolio that owns them, to rise or fall.

The coronavirus (COVID-19) pandemic has resulted, at times, in market closures, market volatility, liquidity constraints and increased trading costs. Efforts to contain the spread of COVID-19 have resulted in global travel restrictions and disruptions of healthcare systems, business operations and supply chains, layoffs, reduced

consumer demand, defaults and credit rating downgrades, and other significant economic impacts. The effects of COVID-19 have impacted global economic activity and may heighten pre-existing political, social and economic risks, domestically or globally. The full impact and duration of the COVID-19 pandemic (or other future epidemics or pandemics) are unpredictable and may adversely affect the Portfolio's performance.

Mortgage-Backed Securities Risk: Mortgage-backed securities represent interests in "pools" of mortgages and often involve risks that are different from or potentially more significant than risks associated with other types of debt instruments. Mortgage securities differ from typical debt securities in that principal is not paid back at maturity, but rather periodically over the life of the security. The Portfolio may receive unscheduled payments of principal due to voluntary prepayments, refinancings or foreclosures on the underlying mortgage loans. When interest rates decline, borrowers may pay off their mortgages sooner than expected. This can reduce the returns of the Portfolio because it may have to reinvest that money at the lower prevailing interest rates. As a result, mortgage securities may be less effective than some other types of debt securities as a means of securing long-term interest rates and may have less potential for capital appreciation during periods of falling interest rates. Conversely, in a period of rising interest rates, the Portfolio may exhibit additional volatility since rising interest rates tend to extend the duration of fixed rate mortgage-related securities, making them more sensitive to changes in interest rates. As interest rates rise mortgage borrowers are less likely to exercise prepayment options, which may reduce the value of these securities and potentially cause the Portfolio to lose money. This is known as extension risk.

Non-Diversification Risk: The risk that the Portfolio may be more volatile than a diversified fund because the Portfolio invests its assets in a smaller number of issuers. The gains or losses on a single security, therefore, may have a greater impact on the Portfolio's net asset value.

Operational Risk: Operational risks include human error, changes in personnel, system changes, faults in communication, and failures in systems, technology, or processes. Various operational events or circumstances are outside the Advisor's control, including instances at third parties. The Portfolio and the Advisor seek to reduce these operational risks through controls and procedures. However, these measures do not address every possible risk and may be inadequate to address these risks.

Risks of Investing for Inflation Protection: Because the interest and/or principal payments on an inflation-protected security are adjusted periodically for changes in inflation, the income distributed by the Portfolio may be irregular. Although the U.S. Treasury guarantees to pay at maturity at least the original face value of any inflation-protected securities the Treasury issues, other issuers may not offer the same guarantee. Also, inflation-protected securities, including those issued by the U.S. Treasury, are not protected against deflation. As a result, in a period of deflation, the inflation-protected securities held by the Portfolio may not pay any income and the Portfolio may suffer a loss during such periods. While inflation-protected securities are expected to be protected from long-term inflationary trends, short-term increases in inflation may lead to a decline in the Portfolio's value. If interest rates rise due to reasons other than inflation, the Portfolio's investment in these securities may not be protected to the extent that the increase is not reflected in the securities' inflation measures. In addition, positive adjustments to principal generally will result in taxable income to the Portfolio at the time of such adjustments (which generally would be distributed by the Portfolio as part of its taxable dividends), even though the principal amount is not paid until maturity. The current market value of inflation-protected securities is not guaranteed and will fluctuate.

Securities Lending Risk: Securities lending involves the risk that the borrower may fail to return the securities in a timely manner or at all. As a result, the Portfolio may lose money and there may be a delay in recovering the loaned securities. The Portfolio could also lose money if it does not recover the securities and/or the value of the collateral falls, including the value of investments made with cash collateral. Securities lending also may have certain adverse tax consequences. To the extent that the Portfolio holds securities directly and lends those securities, it will be also subject to the foregoing risks with respect to its loaned securities.

Other Information

COMMODITY POOL OPERATOR EXEMPTION

Each Portfolio is operated by a person that has claimed an exclusion from the definition of the term “commodity pool operator” under the Commodity Exchange Act (“CEA”) with respect to the Portfolios described in this prospectus, and, therefore, such person is not subject to registration or regulation as a pool operator under the CEA with respect to such Portfolios.

Securities Loans

Each Portfolio is authorized to lend securities to qualified brokers, dealers, banks and other financial institutions for the purpose of earning additional income. While a Portfolio may earn additional income from lending securities, such activity is incidental to the investment objective of the Portfolio. For information concerning the revenue from securities lending, see **“SECURITIES LENDING REVENUE.”** The value of securities loaned may not exceed 33⅓% of the value of a Portfolio’s total assets, which includes the value of collateral received. To the extent a Portfolio loans a portion of its securities, the Portfolio will receive collateral consisting generally of cash or U.S. government securities. Collateral received will be maintained by marking to market daily and (i) in an amount equal to at least 100% of the current market value of the loaned securities with respect to securities of the U.S. Government or its agencies, (ii) in an amount generally equal to 102% of the current market value of the loaned securities with respect to U.S. securities, and (iii) in an amount generally equal to 105% of the current market value of the loaned securities with respect to foreign securities. Subject to their stated investment policies, the Portfolios will generally invest the cash collateral received for the loaned securities in The DFA Short Term Investment Fund (the “Money Market Series”), an affiliated registered money market fund advised by the Advisor for which the Advisor receives a management fee of 0.05% of the average daily net assets of the Money Market Series. The Portfolios may also invest such collateral in securities of the U.S. Government or its agencies, repurchase agreements collateralized by securities of the U.S. Government or its agencies, and unaffiliated registered and unregistered money market funds. For purposes of this paragraph, agencies include both agency debentures and agency mortgage backed securities.

In addition, the Portfolios will be able to terminate the loan at any time and will receive reasonable interest on the loan, as well as amounts equal to any dividends, interest or other distributions on the loaned securities. However, dividend income received from loaned securities may not be eligible to be taxed at qualified dividend income rates. See the Statement of Additional Information (“SAI”) for a further discussion of the tax consequences related to securities lending. A Portfolio will be entitled to recall a loaned security in time to vote proxies or otherwise obtain rights to vote proxies of loaned securities if the Portfolio knows a material event will occur. In the event of the bankruptcy of the borrower, DFA Investment Dimensions Group Inc. or Dimensional Investment Group Inc. (each, a “Fund” and together, the “Funds”) could experience delay in recovering the loaned securities or only recover cash or a security of equivalent value. See **“PRINCIPAL RISKS—Securities Lending”** for a discussion of the risks related to securities lending.

Securities Lending Revenue

For the fiscal year ended October 31, 2022, the following Portfolios received net revenues from a securities lending program (see **"SECURITIES LOANS"**):

Portfolio	Net Revenue*	Percentage of Net Assets
One-Year Portfolio	\$ 414,900	0.01%
Two-Year Portfolio	\$ 22,787	0.02%
Two-Year Global Portfolio	\$ 137,794	0.00%
Selectively Hedged Global Portfolio	\$ 33,410	0.00%
Five-Year Global Portfolio	\$ 264,858	0.00%
Short-Term Extended Quality Portfolio	\$ 222,259	0.00%
Intermediate-Term Extended Quality Portfolio	\$ 141,122	0.01%
Targeted Credit Portfolio	\$ 47,508	0.01%
Global Core Plus Fixed Income Portfolio	\$ 211,301	0.01%
Investment Grade Portfolio	\$1,345,797	0.01%
Diversified Fixed Income Portfolio	\$ 2,770	0.00%
Short-Duration Real Return Portfolio	\$ 88,994	0.00%
Global Core Plus Real Return Portfolio	\$ 9,179	0.00%

* The amounts included in the table above may differ from amounts disclosed in the Portfolios' annual reports due to timing differences, reconciliations, and certain other adjustments.

Management of the Portfolios

The Advisor serves as investment advisor to each of the Portfolios. Pursuant to an Investment Management Agreement with each Portfolio, the Advisor is responsible for the management of each of the Portfolio's assets. Each of the portfolios is managed using a team approach. The investment team includes the Investment Committee of the Advisor, portfolio managers and trading personnel.

The Investment Committee is composed primarily of certain officers and directors of the Advisor who are appointed annually. As of the date of this Prospectus, the Investment Committee has fourteen members. Investment strategies for the Portfolios are set by the Investment Committee, which meets on a regular basis and also as needed to consider investment issues. The Investment Committee also sets and reviews all investment related policies and procedures and approves any changes in regards to approved countries, security types and brokers.

In accordance with the team approach used to manage the portfolios, the portfolio managers and portfolio traders implement the policies and procedures established by the Investment Committee. The portfolio managers and portfolio traders also make daily investment decisions regarding the portfolios based on the parameters established by the Investment Committee. The individuals named in a Portfolio's **"INVESTMENT ADVISOR/PORTFOLIO MANAGEMENT"** section coordinate the efforts of all other portfolio managers or trading personnel with respect to the day to day management of such Portfolio.

Mr. Plecha is Global Head of Fixed Income Portfolio Management, a member of the Investment Committee, Vice President, and Senior Portfolio Manager of the Advisor. Mr. Plecha received his BS from the University of Michigan at Ann Arbor in 1983 and his MBA from the University of California at Los Angeles in 1987. Mr. Plecha has been a portfolio manager since 1989, and has been responsible for each Portfolio (excluding the DFA One-Year Fixed Income Portfolio and the DFA Short-Term Government Portfolio) since its inception. Mr. Plecha has

been responsible for each of the DFA One-Year Fixed Income Portfolio and the DFA Short-Term Government Portfolio since 1989 and the DFA Global Core Plus Real Return Portfolio since its inception.

Mr. Kolerich is Head of Fixed Income, Americas, a member of the Investment Committee, Vice President, and Senior Portfolio Manager of the Advisor. Mr. Kolerich has an MBA from the University of Chicago Booth School of Business and a BS from Northern Illinois University. Mr. Kolerich joined the Advisor as a portfolio manager in 2001 and has been responsible for each Portfolio (excluding the DFA Targeted Credit Portfolio, DFA Global Core Plus Fixed Income Portfolio, DFA Diversified Fixed Income Portfolio, DFA LTIP Portfolio and DFA Short-Duration Real Return Portfolio) since 2012. Mr. Kolerich has been responsible for each of the DFA Targeted Credit Portfolio, DFA Global Core Plus Fixed Income Portfolio, DFA Diversified Fixed Income Portfolio, DFA LTIP Portfolio, DFA Short-Duration Real Return Portfolio and the DFA Global Core Plus Real Return Portfolio since its inception.

Mr. Meldau is a Vice President and Senior Portfolio Manager of the Advisor. Mr. Meldau holds an MBA from Wake Forest University and a BSBA from Appalachian State University. Mr. Meldau joined the Advisor in 2011, has been a portfolio manager since 2011, and has been responsible for the DFA Five-Year Global Fixed Income Portfolio since 2020.

Mr. Hutchison is a Vice President and Senior Portfolio Manager of the Advisor. Mr. Hutchison holds an MBA from Drake University and a BBA from Texas Tech University. Mr. Hutchison joined the Advisor in 2006, has been a portfolio manager since 2013, and has been responsible for the DFA Two-Year Government Portfolio, DFA Short-Term Government Portfolio, DFA Intermediate Government Fixed Income Portfolio, DFA LTIP Portfolio and DFA Inflation-Protected Securities Portfolio since 2016 and DFA World ex U.S. Government Fixed Income Portfolio since 2020.

Mr. Shao is a Vice President and Senior Portfolio Manager of the Advisor. Mr. Shao holds an MA from the University of California at Los Angeles and a BS from Columbia University. Mr. Shao joined the Advisor in 2006, has been a portfolio manager since 2011, and has been responsible for the DFA Intermediate-Term Extended Quality Portfolio, DFA Global Core Plus Fixed Income Portfolio, DFA Investment Grade Portfolio and DFA Short-Duration Real Return Portfolio since 2019 and the DFA Global Core Plus Real Return Portfolio since its inception.

Mr. Fridman is a Vice President and Senior Portfolio Manager of the Advisor. Mr. Fridman holds an MBA from the University of Cambridge, a doctorate from Saint Petersburg State Polytechnical University, two MS degrees from the University of Southern California, and a BS from the University of California-Los Angeles. Mr. Fridman joined the Advisor in 2013, has been a portfolio manager since 2013, and has been responsible for the DFA Targeted Credit Portfolio and DFA Diversified Fixed Income Portfolio since 2020.

Mr. Haselton is a Vice President and Senior Portfolio Manager of the Advisor. Mr. Haselton holds an MBA from the University of Southern California, and a BS from Lehigh University. Mr. Haselton joined the Advisor in 2015, has been a portfolio manager since 2019, and has been responsible for the DFA One-Year Fixed Income Portfolio, DFA Two-Year Fixed Income Portfolio and DFA Two-Year Global Fixed Income Portfolio since 2021.

Ms. Huebel is Head of Responsible Investment, North America, Vice President and Senior Portfolio Manager of the Advisor. Ms. Huebel holds an MS from Kansas State University, an MA from the University of California-Santa Barbara, and a BS from Texas State University. Ms. Huebel joined the Advisor in 2012, has been a portfolio manager since 2015, and has been responsible for the DFA Short-Term Extended Quality Portfolio and DFA Selectively Hedged Global Fixed Income Portfolio since 2021.

The Portfolios' SAI provides information about each portfolio manager's compensation, other accounts managed by the portfolio manager, and the portfolio manager's ownership of Fund shares.

The Advisor and, with respect to the Sub-Advised Portfolios (defined below), Dimensional Fund Advisors Ltd. ("DFAL") and DFA Australia Limited ("DFA Australia"), provide the Portfolios with a trading department and selects brokers and dealers to effect securities transactions. Securities transactions are placed with a view to obtaining best price and execution. The Advisor's address is 6300 Bee Cave Road, Building One, Austin, TX 78746. The Advisor may pay compensation, out of the Advisor's profits and not as an additional charge to a Portfolio, to financial intermediaries to support the sale of Portfolio shares. A discussion regarding the basis for

the Boards of Trustees/Directors approving the Investment Management Agreements with respect to the Portfolios is available in the semi-annual reports for the Portfolios for the fiscal period ending April 30, 2022. The Advisor has been engaged in the business of providing investment management services since May 1981. The Advisor is currently organized as a Delaware limited partnership and is controlled and operated by its general partner, Dimensional Holdings Inc., a Delaware corporation. The Advisor controls DFAL and DFA Australia. As of January 31, 2023, assets under management for all Dimensional affiliated advisors totaled approximately \$626 billion.

Each Fund bears all of its own fees, expenses, charges, assessments, taxes, and other costs incurred in its operations, whether incurred directly by the Fund or incurred by the Advisor on its behalf. The expenses payable by a Fund shall include, but are not limited to: services of its independent registered public accounting firm, legal counsel to the Fund and its disinterested trustees/directors, fees and expenses of disinterested trustees/directors, employees and consultants, accounting and pricing costs (including the daily calculations of net asset value), brokerage fees, commissions and transfer taxes in connection with the acquisition and disposition of portfolio securities, taxes and other governmental fees levied against the Fund, insurance premiums, investment fees and expenses of the Fund, including the interest expense of borrowing money, the costs incidental to meetings of its shareholders and trustees/directors, the cost of filing its registration statements under the federal securities laws and the cost of any other filings required under federal and state securities laws, the costs of preparing, printing and mailing proxies, shareholder reports, prospectuses, statements of additional information and other fund documents, transfer and dividend disbursing agency, administrative services and custodian fees, including the expenses of issuing, repurchasing or redeeming its shares, fees and expenses of securities lending agents and the oversight of the securities lending activities of the Fund, fees and expenses associated with trade administration oversight services with respect to reconciliations and the oversight of settlement and collateral management, litigation, regulatory examinations/proceedings and other extraordinary or nonrecurring expenses, and other expenses properly payable by the Fund, except as provided in the Fee Waiver and Expense Assumption Agreements for certain classes of the Portfolios. Expenses allocable to a particular Portfolio or class of a Portfolio are so allocated. The expenses of a Fund which are not allocable to a particular Portfolio or class of a Portfolio are to be borne by each Portfolio or class of a Portfolio of the Fund on the basis of its relative net assets.

MANAGEMENT FEES

The **"Annual Fund Operating Expenses"** table describes the fees incurred by each Portfolio (excluding the Portfolios listed below) for the services provided by the Advisor for the fiscal year ended October 31, 2022. The "Management Fee" listed in the **"Annual Fund Operating Expenses"** table for the Portfolios (excluding the Portfolios listed below) provides the investment management fee that was payable by the respective Portfolio to the Advisor. The Advisor, not the Sub-Advised Portfolios (defined below), compensates the sub-advisors.

The following table describes the effective management fee paid to the Advisor by each Portfolio listed below, based on the Portfolio's average daily net assets on an annualized basis, during the fiscal year ended October 31, 2022, and the management fee paid to the Advisor by each Portfolio effective as of February 28, 2023 as a result of a decrease in the management fee:

Portfolio	Effective Management Fee for 10/31/22 Fiscal Year	Management Fee Effective February 28, 2023
One-Year Portfolio	0.11%*	0.10%**
Two-Year Government Portfolio	0.11%*	0.10%**
Five-Year Global Portfolio	0.21%*	0.18%
World ex U.S. Government Fixed Income Portfolio	0.17%	0.16%
Short-Term Government Portfolio	0.16%	0.14%
Short-Term Extended Quality Portfolio	0.17%*	0.15%
Intermediate-Term Extended Quality Portfolio	0.18%*	0.16%
Global Core Plus Fixed Income Portfolio	0.23%*	0.20%
Investment Grade Portfolio	0.18%*	0.16%
Global Core Plus Real Return Portfolio	0.23%*	0.21%

* Management fee reflects a management fee reduction that was effective as of February 28, 2022.

** Management fee reduction was effective as of February 28, 2022.

Sub-Advisors

The Advisor has entered into Sub-Advisory Agreements with DFAL and DFA Australia, respectively, with respect to the One-Year Portfolio, Two-Year Portfolio, Two-Year Global Portfolio, Selectively Hedged Global Portfolio, Five-Year Global Portfolio, World ex U.S. Government Portfolio, Short-Term Extended Quality Portfolio, Intermediate-Term Extended Quality Portfolio, Targeted Credit Portfolio, Global Core Plus Fixed Income Portfolio, Investment Grade Portfolio, Diversified Fixed Income Portfolio, LTIP Portfolio, Short-Duration Real Return Portfolio and Global Core Plus Real Return Portfolio (collectively, the "Sub-Advised Portfolios"). Pursuant to the terms of each Sub-Advisory Agreement, DFAL and DFA Australia each have the authority and responsibility to select brokers or dealers to execute securities transactions for each Portfolio. Each Sub-Advisor's duties include the maintenance of a trading desk and the determination of the best and most efficient means of executing securities transactions. On at least a semi-annual basis, the Advisor reviews the holdings of each Portfolio and reviews the trading process and the execution of securities transactions. The Advisor is responsible for determining those securities that are eligible for purchase and sale by a Portfolio and may delegate this task, subject to its own review, to DFAL and DFA Australia. DFAL and DFA Australia maintain and furnish to the Advisor information and reports on securities of companies in certain markets, including recommendations of securities to be added to the securities that are eligible for purchase by each Portfolio, as well as making recommendations and elections on corporate actions. DFA Australia has been a U.S. federally registered investment advisor since 1994 and is located at Level 43 Gateway, 1 Macquarie Place, Sydney, New South Wales 2000, Australia. DFAL has been a U.S. federally registered investment advisor since 1991 and is located at 20 Triton Street, Regent's Place, London NW13BF, United Kingdom.

Manager of Managers Structure

The Advisor and the Funds have received an exemptive order from the SEC for a manager of managers structure that allows the Advisor to appoint, remove or change Dimensional Wholly-Owned Sub-advisors (defined below), and enter into, amend and terminate sub-advisory agreements with Dimensional Wholly-Owned Sub-advisors, without prior shareholder approval, but subject to Board approval. A "Dimensional Wholly-Owned Sub-advisor" includes sub-advisors that are wholly-owned by the Advisor (i.e., (1) an indirect or direct "wholly-owned subsidiary" (as such term is defined in the Investment Company Act of 1940 (the "1940 Act")) of the Advisor, or (2) a sister company of the Advisor that is an indirect or direct "wholly-owned subsidiary" (as such term is defined in the 1940 Act) of the same company that, indirectly or directly, wholly owns the Advisor) ("Dimensional Wholly-

Owned Sub-advisors"). A Board only will approve a change with respect to sub-advisors if the Directors conclude that such arrangements would be in the best interests of the shareholders of the One-Year Portfolio, Two-Year Portfolio, Two-Year Global Portfolio, Selectively Hedged Global Portfolio, Five-Year Global Portfolio, World ex U.S. Government Portfolio, Short-Term Extended Quality Portfolio, Intermediate-Term Extended Quality Portfolio, Targeted Credit Portfolio, Global Core Plus Fixed Income Portfolio, Investment Grade Portfolio, Diversified Fixed Income Portfolio, LTIP Portfolio, Short-Duration Real Return Portfolio and Global Core Plus Real Return Portfolio (the "MOM-Eligible Portfolios"). As described above, DFA Australia and/or DFAL, each a Dimensional Wholly-Owned Sub-advisor, currently serve as sub-advisors to each MOM-Eligible Portfolio. If a new Dimensional Wholly-Owned Sub-advisor is hired for a MOM-Eligible Portfolio, shareholders will receive information about the new sub-advisor within 90 days of the change. The exemptive order allows greater flexibility for the Advisor to utilize, if desirable, personnel throughout the worldwide organization enabling a MOM-Eligible Portfolio to operate more efficiently. The Advisor will not hire unaffiliated sub-advisors without prior shareholder approval and did not request the ability to do so in its application to the SEC for an exemptive order to allow the manager of managers structure.

The use of the manager of managers structure with respect to a MOM-Eligible Portfolio is subject to certain conditions set forth in the SEC exemptive order. Under the manager of managers structure, the Advisor has the ultimate responsibility, subject to oversight by the Board, to oversee the Dimensional Wholly-Owned Sub-advisors and recommend their hiring, termination and replacement. The Advisor will provide general management services to a MOM-Eligible Portfolio, including overall supervisory responsibility for the general management and investment of the Portfolio's assets. Subject to review and approval of the Board, the Advisor will (a) set a MOM-Eligible Portfolio's overall investment strategies, (b) evaluate, select, and recommend Dimensional Wholly-Owned Sub-advisors to manage all or a portion of a MOM-Eligible Portfolio's assets, and (c) implement procedures reasonably designed to ensure that Dimensional Wholly-Owned Sub-advisors comply with a MOM-Eligible Portfolio's investment objective, policies and restrictions. Subject to review by the Board, the Advisor will (a) when appropriate, allocate and reallocate a MOM-Eligible Portfolio's assets among multiple Dimensional Wholly-Owned Sub-advisors; and (b) monitor and evaluate the performance of Dimensional Wholly-Owned Sub-advisors.

SHAREHOLDER SERVICES

On behalf of a Portfolio, the Funds may enter into shareholder servicing agreements with financial intermediaries to provide shareholder servicing, recordkeeping, account maintenance and other services to Institutional Class shareholders of the Portfolio. For the array of services provided to Institutional Class shareholders of a Portfolio, the Funds may pay such financial intermediaries a fee for such services. These expenses will be included in "Other Expenses" in the **"Annual Fund Operating Expenses"** table.

FEE WAIVER AND EXPENSE ASSUMPTION AGREEMENTS

Pursuant to an Amended and Restated Fee Waiver and/or Expense Assumption Agreement for the Selectively Hedged Global Portfolio, World ex U.S. Government Portfolio, Short-Term Government Portfolio, Short-Term Extended Quality Portfolio, Intermediate-Term Extended Quality Portfolio, Targeted Credit Portfolio, Global Core Plus Fixed Income Portfolio, Investment Grade Portfolio, Diversified Fixed Income Portfolio, LTIP Portfolio, Inflation-Protected Portfolio, Short-Duration Real Return Portfolio and Global Core Plus Real Return Portfolio and an Amended and Restated Fee Waiver and Expense Assumption Agreement for the Two-Year Portfolio and Two-Year Government Portfolio (each, a "Fee Waiver Agreement"), the Advisor has agreed to waive certain fees and in certain instances assume certain expenses of the Portfolios, as described below. Each Fee Waiver Agreement described below will remain in effect through February 28, 2024, and may only be terminated by the Fund's Board of Directors prior to that date. Each Fee Waiver Agreement shall continue in effect from year to year thereafter unless terminated by the Fund or the Advisor. With respect to each Fee Waiver Agreement, prior year waived fees and/or assumed expenses can be recaptured only if the expense ratio following such recapture would be less than the expense cap that was in place when such prior year fees were waived and/or expenses assumed, and less than the current expense cap in place for the Portfolio.

DFA Two-Year Fixed Income Portfolio
DFA Two-Year Government Portfolio
DFA Selectively Hedged Global Portfolio
DFA World ex U.S. Government Portfolio
DFA Short-Term Extended Quality Portfolio
DFA Intermediate-Term Extended Quality Portfolio
DFA Targeted Credit Portfolio
DFA LTIP Portfolio
DFA Inflation-Protected Securities Portfolio

The Advisor has contractually agreed to waive all or a portion of its management fee and assume the ordinary operating expenses of a class of each of the following Portfolios (excluding the expenses that the Portfolio incurs indirectly through its investment in other investment companies) ("Portfolio Expenses") to the extent necessary to limit the Portfolio Expenses of a class of each Portfolio, on an annualized basis, to the rates listed below as a percentage of a class of the respective Portfolio's average net assets (the "Expense Limitation Amount"). At any time that the Portfolio Expenses of a class of the Portfolio are less than the Expense Limitation Amount for such class of shares of the Portfolio, the Advisor retains the right to recover any fees previously waived and/or expenses previously assumed to the extent that such recovery will not cause the annualized Portfolio Expenses for such class of shares of the Portfolio to exceed the applicable Expense Limitation Amount identified below. A Portfolio is not obligated to reimburse the Advisor for fees previously waived or expenses previously assumed by the Advisor more than thirty-six months before the date of such reimbursement.

Portfolio	Expense Limitation Amount
Two-Year Portfolio	0.21%
Two-Year Government Portfolio	0.17%
Selectively Hedged Global Portfolio	0.25%
World ex U.S. Government Portfolio	0.20%
Short-Term Extended Quality Portfolio	0.20%
Intermediate-Term Extended Quality Portfolio	0.21%
Targeted Credit Portfolio	0.20%
LTIP Portfolio	0.15%
Inflation-Protected Portfolio	0.20%

DFA Short-Term Government Portfolio

The Advisor has contractually agreed to waive all or a portion of its management fee to the extent necessary to reduce the ordinary operating expenses (excluding expenses incurred through its investment in other investment companies) ("Portfolio Expenses") of a class of the Short-Term Government Portfolio so that the Portfolio Expenses, on an annualized basis, do not exceed 0.20% of the average net assets for a class of the Portfolio (the "Expense Limitation Amount"). At any time that the Portfolio Expenses of a class of the Portfolio are less than the Expense Limitation Amount for a class of the Portfolio, the Advisor retains the right to recover any fees previously waived to the extent that such recovery will not cause the annualized Portfolio Expenses for such class of shares of the Portfolio to exceed the Expense Limitation Amount identified below. The Portfolio is not obligated to reimburse the Advisor for fees previously waived by the Advisor more than thirty-six months before the date of such reimbursement.

DFA Investment Grade Portfolio

The Advisor has agreed to waive all or a portion of its management fee and to assume the expenses of a class of the Investment Grade Portfolio (including the expenses that the Portfolio bears as a shareholder of other funds managed by the Advisor but excluding the expenses that the Portfolio incurs indirectly through investment of its securities lending cash collateral in the Money Market Series and its investment in unaffiliated investment companies) ("Portfolio Expenses") to the extent necessary to limit Portfolio Expenses of a class of the Portfolio,

on an annualized basis, to no more than 0.21% of the average net assets of a class of the Portfolio (the “Expense Limitation Amount”). At any time that the Portfolio Expenses are less than the Expense Limitation Amount of a class of shares of the Portfolio, the Advisor retains the right to recover any fees previously waived and/or expenses previously assumed to the extent that such recovery will not cause the annualized Portfolio Expenses for such class of shares of the Portfolio to exceed the Expense Limitation Amount. The Portfolio is not obligated to reimburse the Advisor for fees previously waived or expenses previously assumed by the Advisor more than thirty-six months before the date of such reimbursement.

DFA Diversified Fixed Income Portfolio
DFA Global Core Plus Fixed Income Portfolio
DFA Global Core Plus Real Return Portfolio

The Advisor has contractually agreed to waive all or a portion of its management fee and to assume the ordinary operating expenses of a class of each of the following Portfolios (including the expenses that the Portfolio bears as a shareholder of other funds managed by the Advisor, excluding money market funds, but excluding the expenses that the Portfolio incurs indirectly through its investment in unaffiliated investment companies) (“Portfolio Expenses”) to the extent necessary to limit the Portfolio Expenses of a class of the Portfolio to the following percentages of the average net assets of a class of the Portfolio on an annualized basis (the “Expense Limitation Amount”). At any time that the Portfolio Expenses are less than the Expense Limitation Amount of a class of shares of the Portfolio, the Advisor retains the right to recover any fees previously waived and/or expenses previously assumed to the extent that such recovery will not cause the annualized Portfolio Expenses for such class of shares of the Portfolio to exceed the Expense Limitation Amount. The Portfolio is not obligated to reimburse the Advisor for fees previously waived or expenses previously assumed by the Advisor more than thirty-six months before the date of such reimbursement.

Portfolio	Expense Limitation Amount
Diversified Fixed Income Portfolio	0.15%
Global Core Plus Fixed Income Portfolio	0.30%
Global Core Plus Real Return Portfolio	0.29%

DFA Short-Duration Real Return Portfolio

The Advisor has contractually agreed to waive up to the full amount of the Short-Duration Real Return Portfolio’s management fee of 0.18% to the extent necessary to offset the proportionate share of the management fees paid by the Portfolio through its investment in other funds managed by the Advisor, except for the fees paid through its investment of securities lending cash collateral in the Money Market Series (the “Underlying Funds”). In addition, under the Fee Waiver Agreement, the Advisor has also agreed to waive all or a portion of the management fee and to assume the ordinary operating expenses of a class of the Portfolio (including the expenses that the Portfolio bears as a shareholder of other funds managed by the Advisor but excluding the expenses that the Portfolio incurs indirectly through investment of its securities lending cash collateral in the Money Market Series and the expenses that the Portfolio incurs indirectly through its investment in unaffiliated investment companies) (“Portfolio Expenses”) to the extent necessary to limit the Portfolio Expenses of a class of the Portfolio to 0.24% of the average net assets of a class of the Portfolio on an annualized basis (the “Expense Limitation Amount”). At any time that the Portfolio’s annualized Portfolio Expenses are less than the Portfolio’s Expense Limitation Amount, described above, the Advisor retains the right to recover any fees previously waived and/or expenses previously assumed to the extent that such recovery will not cause the annualized Portfolio Expenses of a class of the Portfolio to exceed the Expense Limitation Amount. The Portfolio is not obligated to reimburse the Advisor for fees previously waived or expenses previously assumed by the Advisor more than thirty-six months before the date of such reimbursement. With respect to the Portfolio, the Advisor shall also not be reimbursed for any management fees previously waived to offset the Portfolio’s proportionate share of the management fees paid by such Portfolio through its investment in other funds managed by the Advisor.

Dividends, Capital Gains Distributions and Taxes

Dividends and Distributions. Each Portfolio intends to qualify each year as a regulated investment company under the Internal Revenue Code of 1986, as amended (the “Code”). As a regulated investment company, a Portfolio generally pays no federal income tax on the income and gains it distributes to you. Dividends from net investment income are distributed monthly by the One-Year Portfolio, Short-Term Extended Quality Portfolio, Intermediate-Term Extended Quality Portfolio and Targeted Credit Portfolio; distributed quarterly by the Two-Year Portfolio, Two-Year Government Portfolio, Two-Year Global Portfolio, Five-Year Global Portfolio, World ex U.S. Government Portfolio, Short-Term Government Portfolio, Intermediate Government Portfolio, Global Core Plus Fixed Income Portfolio, Investment Grade Portfolio, Diversified Fixed Income Portfolio, LTIP Portfolio, Inflation-Protected Portfolio and Global Core Plus Real Return Portfolio; and distributed annually by the Selectively Hedged Global Portfolio and Short-Duration Real Return Portfolio. The Two-Year Global Portfolio, Five-Year Global Portfolio, World ex U.S. Government Portfolio, Intermediate Government Portfolio, Selectively Hedged Global Portfolio, LTIP Portfolio, and Inflation-Protected Portfolio and any other Portfolio that becomes an investment option for the Advisor’s funds of funds in the future may make an additional dividend distribution from net investment income in October of each year. Any net realized capital gains (after any reductions for available capital loss carryforwards) are distributed annually, typically in December. A Portfolio may distribute such income dividends and capital gains more frequently, if necessary, in order to reduce or eliminate federal excise or income taxes on the Portfolio.

Capital gains distributions may vary considerably from year to year as a result of a Portfolio’s normal investment activities and cash flows. During a time of economic volatility, a Portfolio may experience capital losses and unrealized depreciation in value of investments, the effect of which may be to reduce or eliminate capital gains distributions for a period of time. A Portfolio may be required to distribute taxable realized gains from a prior year, even if the Portfolio has a net realized loss for the year of distribution.

You will automatically receive all income dividends and capital gains distributions in additional shares of the Portfolio whose shares you hold at net asset value (as of the business date following the dividend record date), unless, upon written notice to the Advisor and completion of account information, you request to receive income dividends or capital gains distributions, or both, in cash.

Portfolio	Net Investment Income Distribution		
	Annually	Quarterly	Monthly
One-Year Portfolio			X
Two-Year Portfolio		X	
Two-Year Government Portfolio		X	
Two-Year Global Portfolio		X	
Selectively Hedged Global Portfolio	X		
Five-Year Global Portfolio		X	
World ex U.S. Government Portfolio		X	
Short-Term Government Portfolio		X	
Intermediate Government Portfolio		X	
Short-Term Extended Quality Portfolio			X
Intermediate-Term Extended Quality Portfolio			X
Targeted Credit Portfolio			X
Global Core Plus Fixed Income Portfolio		X	
Investment Grade Portfolio		X	
Diversified Fixed Income Portfolio		X	
LTIP Portfolio		X	
Inflation-Protected Portfolio		X	
Short-Duration Real Return Portfolio	X		
Global Core Plus Real Return Portfolio		X	

Annual Statements. Each year, you will receive a statement that shows the tax status of distributions you received the previous calendar year. Distributions declared in October, November or December to shareholders of record in such month, but paid in January, are taxable as if they were paid in December.

Avoid "Buying A Dividend." At the time you purchase your Portfolio shares, a Portfolio's net asset value may reflect undistributed income or undistributed capital gains. A subsequent distribution to you of such amounts, although constituting a return of your investment, would be taxable. Buying shares in a Portfolio just before it declares an income dividend or capital gains distribution is sometimes known as "buying a dividend." In addition, a Portfolio's net asset value may, at any time, reflect net unrealized appreciation, which may result in future taxable distributions to you.

Tax Considerations. This discussion of "Tax Considerations" should be read in conjunction with the remaining subsections below containing additional information. Also, unless otherwise indicated, the discussion below with respect to a Portfolio includes in the case of a Portfolio invested in an Underlying Fund, its pro rata share of the dividends and distributions paid by such Underlying Fund.

In general, if you are a taxable investor, Portfolio distributions (other than exempt-interest dividends) are taxable to you as ordinary income, capital gains, or some combination of both. This is true whether you reinvest your distributions in additional Portfolio shares or receive them in cash.

For federal income tax purposes, Portfolio distributions of short-term capital gains are taxable to you at ordinary income rates. Portfolio distributions of long-term capital gains are taxable to you at long-term capital gain rates no matter how long you have owned your shares. A portfolio with a high portfolio turnover rate (a measure of how frequently assets within a portfolio are bought and sold) is more likely to generate short-term capital gains than a portfolio with a low portfolio turnover. Because the income of each Portfolio primarily is derived from investments earning interest rather than dividend income, generally none or only a small portion of the income

dividends paid to you by a Portfolio is anticipated to be qualified dividend income eligible for taxation by individuals at long-term capital gain tax rates.

Compared to other types of investments, derivatives may be less tax efficient. For example, the use of derivatives by a Portfolio may cause the Portfolio to realize higher amounts of ordinary income or short-term capital gain, distributions from which are taxable to individual shareholders at ordinary income tax rates rather than at the more favorable tax rates for long-term capital gains. Changes in government regulation of derivative instruments could affect the character, timing and amount of a Portfolio's taxable income or gains, and may limit or prevent the Portfolio from using certain types of derivative instruments as a part of its investment strategy. A Portfolio's use of derivatives also may be limited by the requirements for taxation of the Portfolio as a regulated investment company.

If a Portfolio qualifies to pass through to you the tax benefits from foreign taxes it pays on its investments, and elects to do so, then any foreign taxes it pays on these investments will be treated as paid by you. You will then be entitled either to deduct your share of these taxes in computing your taxable income, or to claim a foreign tax credit for these taxes against your U.S. federal income tax (subject to limitations for certain shareholders).

Sale or Redemption of Portfolio Shares. The sale of shares of a Portfolio is a taxable event and may result in a capital gain or loss to you. Capital gain or loss may be realized from an ordinary redemption of shares or an exchange of shares between two Portfolios. Any loss incurred on the redemption or exchange of shares held for six months or less will be disallowed to the extent of any exempt-interest dividends paid to you with respect to your Portfolio shares, and any remaining loss will be treated as a long-term capital loss to the extent of any long-term capital gain distributed to you by the Portfolio on those shares.

A Portfolio is required to report to you and the Internal Revenue Service annually on Form 1099-B not only the gross proceeds of Portfolio shares you sell or redeem but also the cost basis for shares you sell or redeem that were purchased or acquired on or after January 1, 2012. Cost basis will be calculated using the Portfolios' default method of average cost, unless you instruct a Portfolio to use a different calculation method. Shareholders should carefully review the cost basis information provided by a Portfolio and make any additional basis, holding period or other adjustments that are required when reporting these amounts on their federal income tax returns. If your account is held by your investment representative (financial advisor or other broker), please contact that representative with respect to reporting of cost basis and available elections for your account. Tax-advantaged retirement accounts will not be affected.

Medicare Tax. An additional 3.8% Medicare tax is imposed on certain net investment income (including ordinary dividends and capital gain distributions received from a Portfolio and net gains from redemptions or other taxable dispositions of Portfolio shares) of U.S. individuals, estates and trusts to the extent that such person's "modified adjusted gross income" (in the case of an individual) or "adjusted gross income" (in the case of an estate or trust) exceeds a threshold amount. Net investment income does not include exempt-interest dividends. This Medicare tax, if applicable, is reported by you on, and paid with, your federal income tax return.

Backup Withholding. By law, a Portfolio may be required to withhold 24% of taxable dividends, capital gains distributions, and redemption proceeds paid to you if you do not provide your proper taxpayer identification number and certain required certifications. You may avoid this withholding requirement by providing and certifying on the account registration form your correct Taxpayer Identification Number and by certifying that you are not subject to backup withholding and are a U.S. person (including a U.S. resident alien). A Portfolio must also withhold if the Internal Revenue Service instructs it to do so.

State and Local Taxes. In addition to federal taxes, you may be subject to state and local taxes on distributions from a Portfolio and on gains arising on redemption or exchange of a Portfolio's shares. Distributions of interest income and capital gains realized from certain types of U.S. Government securities may be exempt from state personal income taxes. To the extent an Underlying Fund invests in U.S. Government obligations, distributions derived from interest on these obligations and paid to its corresponding Portfolio and, in turn, to shareholders are unlikely to be exempt from state and local income tax.

Non-U.S. Investors. Non-U.S. investors may be subject to U.S. withholding tax, at either the 30% statutory rate or a lower rate if you are a resident of a country that has a tax treaty with the U.S., and are subject to special U.S.

tax certification requirements to avoid backup withholding and claim any treaty benefits. Exemptions from U.S. withholding tax are provided for certain capital gain dividends paid by a Portfolio from net long-term capital gains, if any, exempt-interest dividends, interest-related dividends paid by a Portfolio from its qualified net interest income from U.S. sources and short-term capital gain dividends, if such amounts are reported by a Portfolio. However, notwithstanding such exemptions from U.S. withholding at the source, any such dividends and distributions of income and capital gains will be subject to backup withholding at a rate of 24% if you fail to properly certify that you are not a U.S. person. Non-U.S. investors also may be subject to U.S. estate tax.

Other Reporting and Withholding Requirements. Under the Foreign Account Tax Compliance Act ("FATCA"), a Portfolio will be required to withhold a 30% tax on income dividends made by a Portfolio to certain foreign entities, referred to as foreign financial institutions or non-financial foreign entities, that fail to comply (or be deemed compliant) with extensive reporting and withholding requirements designed to inform the U.S. Department of the Treasury of U.S.-owned foreign investment accounts. After December 31, 2018, FATCA withholding also would have applied to certain capital gain distributions, return of capital distributions and the proceeds arising from the sale of Portfolio shares; however, based on proposed regulations issued by the Internal Revenue Service, which may be relied upon currently, such withholding is no longer required unless final regulations provide otherwise (which is not expected). A Portfolio may disclose the information that it receives from its shareholders to the Internal Revenue Service, non-U.S. taxing authorities or other parties as necessary to comply with FATCA or similar laws. Withholding also may be required if a foreign entity that is a shareholder of a Portfolio fails to provide the Portfolio with appropriate certifications or other documentation concerning its status under FATCA.

This discussion of "DIVIDENDS, CAPITAL GAINS DISTRIBUTIONS AND TAXES" is not intended or written to be used as tax advice. Because everyone's tax situation is unique, you should consult your tax professional about federal, state, local or foreign tax consequences before making an investment in a Portfolio. Prospective investors should also consult the SAI.

Purchase of Shares

CASH PURCHASES

Investors who do not already have an agreement in place with a Fund may purchase shares of any Portfolio by first contacting the Portfolio's transfer agent at (888) 576-1167. Investors that invest through a financial intermediary should contact such intermediary with regard to purchase instructions. With respect to the Two-Year Portfolio and the Two-Year Government Portfolio, clients of LWIF should first contact LWIF at (800) 366-7266, ext. 7, to notify LWIF of the proposed investment. Shares of the Two Year-Portfolio and the Two-Year Government Portfolio that are purchased or sold through omnibus accounts maintained by securities firms may be subject to a service fee or commission for such transactions. Investors that are clients of LWIF may also be subject to investment advisory fees under their own arrangements with LWIF. The Portfolios generally are available for investment only by institutional clients, clients of registered investment advisors, clients of financial institutions, and a limited number of certain other investors, each as approved from time to time by the Advisor ("Eligible Investors"). Eligible Investors include employees, former employees, shareholders and directors of the Advisor and the Fund and friends and family members of such persons. All investments are subject to approval of the Advisor, and all investors must complete and submit the necessary account registration forms in good order. The Portfolios generally are available for investment only to U.S. citizens, U.S. residents, and U.S. domestic corporations, partnerships, trusts, or other entities. For purposes of this limitation, U.S. citizens and U.S. residents must reside in the U.S. and U.S. domestic corporations, partnerships, trusts, and other entities must have a U.S. address of record. The Funds reserve the right to reject any initial or additional investment and to suspend the offering of shares of any Portfolio.

All purchases must be received in good order. "Good order" with respect to the purchase of shares means that (1) a fully completed and properly signed Account Registration Form and any additional supporting legal documentation required by the Advisor and/or transfer agent have been received in legible form, and (2) the transfer agent has been notified of the purchase, no later than the close of regular trading on the New York Stock Exchange ("NYSE") (normally, 4:00 p.m. ET) ("Market Close") on the day of the purchase. It is the investor or

financial intermediary's responsibility to ensure notification is received in good order by the transfer agent prior to the Market Close on the purchase date.

Under certain conditions, Portfolios may accept and process purchase orders after the close of the NYSE on days that the NYSE unexpectedly closes early and may accept orders on a business day that the NYSE is unexpectedly closed. All orders will be processed at the next determined net asset value per share.

Payment

Payment of the total amount due should be made in U.S. dollars. If your payment is not received on settlement date, your purchase may be canceled. If an order to purchase shares must be canceled due to nonpayment, the purchaser will be responsible for any loss incurred by a Fund arising out of such cancellation. To recover any such loss, a Fund reserves the right to redeem shares owned by any purchaser whose order is canceled, and such purchaser may be prohibited or restricted in the manner of placing further orders.

Purchase by wire or check

Wire. Investors having an account with a bank that is a member or a correspondent of a member of the Federal Reserve System may purchase shares by wire after providing notification to the transfer agent by an approved method. The transfer agent can be reached by phone at (888) 576-1167. Notification must include the account number, account name, Portfolio number, trade date and purchase amount. On or before settlement date, the investor paying by wire must request their bank to transmit immediately available funds (federal funds) by wire to the Fund's custodian for the account of DFA Investment Dimensions Group Inc. (specify the Portfolio or, with regard to purchases of the Two-Year Portfolio or the Two-Year Government Portfolio, for the account of Dimensional Investment Group Inc.). Additional investments also may be made through the wire procedure by first notifying the transfer agent. If your payment is not received on settlement date, your purchase may be canceled.

Check. Investors who wish to purchase shares of any Portfolio by check should first call the Portfolio's transfer agent at (888) 576-1167 for additional instructions. Checks should be made payable to Dimensional Funds. Reference the name of the Portfolio in which you wish to invest.

Shares also may be purchased and sold by individuals through securities firms that may charge a service fee or commission for such transactions. No such fee or commission is charged on shares that are purchased or redeemed directly from the Funds. Investors who are clients of investment advisory organizations may also be subject to investment advisory fees under their own arrangements with such organizations.

IN-KIND PURCHASES

If accepted by the Funds, shares of the Portfolios may be purchased in exchange for securities that are eligible for acquisition by the Portfolios or otherwise represented in their portfolios as described in this Prospectus or as otherwise consistent with the Funds' policies or procedures or in exchange for local currencies in which such securities of the Two-Year Global Portfolio, Selectively Hedged Global Portfolio, Five-Year Global Portfolio, World ex U.S. Government Portfolio, Short-Term Extended Quality Portfolio, Intermediate-Term Extended Quality Portfolio, Targeted Credit Portfolio, Global Core Plus Fixed Income Portfolio (or its international or global Underlying Funds), Investment Grade Portfolio, Diversified Fixed Income Portfolio (or its international or global Underlying Funds), LTIP Portfolio, Short-Duration Real Return Portfolio or Global Core Plus Real Return Portfolio are denominated. Securities and local currencies accepted by the Fund for exchange and Fund shares to be issued in the exchange will be valued as set forth under **"VALUATION OF SHARES"** at the time of the next determination of net asset value after such acceptance. All dividends, interest, subscription, or other rights pertaining to such securities shall become the property of the Portfolio whose shares are being acquired and must be delivered to the applicable Fund by the investor upon receipt from the issuer. Investors who desire to purchase shares of a Portfolio with local currencies should first contact the Advisor.

The Funds will not accept securities in exchange for shares of a Portfolio unless: (1) such securities are, at the time of the exchange, eligible to be included, or otherwise represented, in the Portfolio whose shares are to be issued (or in its corresponding Underlying Funds) and current market values are available for such securities

based on a Fund's valuation procedures; (2) the investor represents and agrees that all securities offered to be exchanged are not subject to any restrictions upon their sale by the Portfolio under the Securities Act of 1933 or under the laws of the country in which the principal market for such securities exists, or otherwise; and (3) at the discretion of the respective Fund, the value of any such security (except U.S. government securities) being exchanged, together with other securities of the same issuer owned by the Portfolio or Underlying Fund may not exceed 5% of the net assets of the Portfolio or Underlying Fund immediately after the transaction, however, this last limitation does not apply to the Five-Year Global Portfolio.

A gain or loss for federal income tax purposes will generally be realized by investors who are subject to federal taxation upon the exchange depending upon the cost of the securities or local currency exchanged. Investors interested in such exchanges should contact the Advisor. Purchases of shares will be made in full and fractional shares calculated to three decimal places. In the interest of economy and convenience, certificates for shares will not be issued.

Policy Regarding Excessive Short-Term Trading

The Portfolios are designed for long-term investors (except as described below) and are not intended for investors that engage in excessive short-term trading activity that may be harmful to the Portfolios, including but not limited to market timing. Excessive short-term trading into and out of the Portfolios can disrupt portfolio management strategies, harm performance and increase Portfolio expenses for all shareholders, including long-term shareholders who do not generate these costs.

The Boards of Directors of the Funds (collectively, the "Board") have adopted a policy (the "Trading Policy") and the Advisor and DFA Securities LLC (collectively, "Dimensional") and Dimensional's agents have implemented the following procedures, which are designed to discourage and prevent market timing or excessive short-term trading in the Funds: (i) trade activity monitoring and purchase blocking procedures; and (ii) use of fair value pricing.

The Funds, Dimensional and their agents monitor trades and flows of money in and out of the Portfolios from time to time in an effort to detect excessive short-term trading activities, and for consistent enforcement of the Trading Policy. The Funds reserve the right to take the actions necessary to stop excessive or disruptive trading activities, including refusing or canceling purchase or exchange orders for any reason, without prior notice, particularly purchase or exchange orders that the Fund believes are made on behalf of market timers. The Funds, Dimensional and their agents reserve the right to restrict, refuse or cancel any purchase or exchange request made by an investor indefinitely if a Fund or Dimensional believes that any combination of trading activity in the accounts is potentially disruptive to a Portfolio. In making such judgments, the Funds and Dimensional seek to act in a manner that is consistent with the interests of shareholders. For purposes of applying these procedures, Dimensional may consider an investor's trading history in the Portfolios, and accounts under common ownership, influence or control.

In addition to the Funds' general ability to restrict potentially disruptive trading activity as described above, the Fund also has adopted purchase blocking procedures. Under the Funds' purchase blocking procedures, where an investor has engaged in any two purchases and two redemptions (including redemptions that are part of an exchange transaction) in a Portfolio in any rolling 30 calendar day monitoring period (i.e., two "round trips"), the Funds and Dimensional intend to block the investor from making any additional purchases in that Portfolio for 90 calendar days (a "purchase block"). If implemented, a purchase block will begin at some point after the transaction that caused the investor to have engaged in the prohibited two round-trips is detected by a Fund, Dimensional, or their agents. The Funds and Dimensional are permitted to implement a longer purchase block, or permanently bar future purchases by an investor, if they determine that it is appropriate.

Under the Funds' purchase blocking procedures, the following purchases and redemptions will not trigger a purchase block: (i) purchases and redemptions of shares having a value in each transaction of less than \$25,000; (ii) purchases and redemptions by U.S. registered investment companies that operate as fund of funds and non-U.S. investment companies that operate as fund of funds that a Fund or Dimensional, in their sole discretion, have determined are not designed and/or are not serving as vehicles for excessive short-term or other

disruptive trading (in each case, the fund of funds shall agree to be subject to monitoring by Dimensional); (iii) purchases and redemptions by a feeder portfolio of a master fund's shares; (iv) systematic or automated transactions where the shareholder, financial advisor or investment fiduciary does not exercise direct control over the investment decision; (v) retirement plan contributions, loans, loan repayments and distributions (including hardship withdrawals) identified as such in the retirement plan recordkeeper's system; (vi) purchase transactions involving transfers of assets, rollovers, Roth IRA conversions and IRA recharacterizations; (vii) purchases of shares with Portfolio dividends or capital gain distributions; (viii) transfers and reregistrations of shares within the same Portfolio; and (ix) transactions by 529 Plans. Notwithstanding the Funds' purchase blocking procedures, all transactions in Portfolio shares are subject to the right of the Funds and Dimensional to restrict potentially disruptive trading activity (including purchases and redemptions described above that will not be subject to the purchase blocking procedures).

The Funds, Dimensional or their designees will have the ability, pursuant to Rule 22c-2 under the 1940 Act, to request information from financial intermediaries, such as 401(k) plan administrators, trust companies and broker dealers (together, "Intermediaries"), concerning trades placed in omnibus and other multi-investor accounts (together, "Omnibus Accounts"), in order to attempt to monitor trades that are placed by the underlying shareholders of these Omnibus Accounts. The Funds, Dimensional and their designees will use the information obtained from the Intermediaries to monitor trading in the Funds and to attempt to identify shareholders in Omnibus Accounts engaged in trading that is inconsistent with the Trading Policy or otherwise not in the best interests of the Funds. The Funds, Dimensional or their designees, when they detect trading patterns in shares of the Funds that may constitute short-term or excessive trading, will provide written instructions to the Intermediary to restrict or prohibit further purchases or exchanges of shares of the Portfolios by a shareholder that has been identified as having engaged in excessive or short-term transactions in the Portfolios' shares (directly or indirectly through the Intermediary's account) that violate the Trading Policy.

The ability of the Funds and Dimensional to impose these limitations, including the purchase blocking procedures, on investors investing through Intermediaries is dependent on the receipt of information necessary to identify transactions by the underlying investors and the Intermediary's cooperation in implementing the Trading Policy. Investors seeking to engage in excessive short-term trading practices may deploy a variety of strategies to avoid detection, and despite the efforts of the Funds and Dimensional to prevent excessive short-term trading, there is no assurance that the Fund, Dimensional or their agents will be able to identify those shareholders or curtail their trading practices. The ability of the Funds, Dimensional and their agents to detect and limit excessive short-term trading also may be restricted by operational systems and technological limitations.

Transactions in certain rebalancing programs and asset allocation programs, or fund-of-funds products, may be exempt from the Trading Policy subject to approval by the CCO. In addition, the purchase blocking procedures will not apply to a redemption transaction in which a Portfolio distributes portfolio securities to a shareholder in-kind, where the redemption will not disrupt the efficient portfolio management of the Portfolio and the redemption is consistent with the interests of the remaining shareholders of the Portfolio.

The purchase blocking procedures of the Trading Policy do not apply to shareholders whose shares are held on the books of certain Intermediaries that have not expressly adopted procedures to implement this Policy. The Funds and Dimensional may work with Intermediaries to implement purchase blocking procedures or other procedures that the Funds and Dimensional determine are reasonably designed to achieve the objective of this Trading Policy. At the time the Intermediaries adopt these procedures, shareholders whose accounts are on the books of such Intermediaries will be subject to the Trading Policy's purchase blocking procedures or another frequent trading policy that achieves the objective of the purchase blocking procedures. Investors that invest in the Portfolios through an Intermediary should contact the Intermediary for information concerning the policies and procedures that apply to the investor.

As of the date of this Prospectus, the ability of the Funds and Dimensional to apply the purchase blocking procedures on purchases by all investors and the ability of the Funds and Dimensional to monitor trades through Omnibus Accounts maintained by Intermediaries may be restricted due to systems limitations of both the Funds' service providers and the Intermediaries. The Funds expect that the application of the Trading Policy as described above, including the purchase blocking procedures (subject to the limitations described above), will be able to be implemented by Intermediaries in compliance with Rule 22c-2 under the 1940 Act.

The One-Year Portfolio is managed for both long-term investors and investors who may invest in the One-Year Portfolio on a short-term basis. Dimensional and DFA Investment Dimensions Group Inc. do not apply the purchase blocking procedures and may allow more frequent purchases and sales of shares by an investor in the One-Year Portfolio than in the shares of other Portfolios, in circumstances where the investor's trading activity is not excessive and overly disruptive to the Portfolio and portfolio management strategies, or undertaken for prohibited purposes (including market timing). In monitoring this activity, Dimensional, in its discretion, may determine that an investor's frequent purchases and sales of shares of the One-Year Portfolio are excessive and overly disruptive, or undertaken for prohibited purposes (including market timing), and therefore, inconsistent with the interests of the Portfolio's other shareholders. In those instances, Dimensional may refuse to process additional purchases or exchanges of shares of the One-Year Portfolio by the investor. Permitting investors to purchase shares of the One-Year Portfolio for short-term purposes may increase the costs of the Portfolio and negatively impact the performance of the Portfolio.

In addition to monitoring trade activity, the Board has approved fair value pricing procedures that govern the pricing of the securities of the Portfolios. These procedures are designed to help ensure that the prices at which Portfolio shares are purchased and redeemed are fair, and do not result in dilution of shareholder interests or other harm to shareholders. See the discussion under **"VALUATION OF SHARES—Net Asset Value"** for additional details regarding fair value pricing of the Portfolio's securities.

Although the procedures are designed to discourage excessive short-term trading, none of the procedures individually nor all of the procedures taken together can completely eliminate the possibility that excessive short-term trading activity in a Portfolio may occur. The Portfolios do not knowingly accommodate excessive or disruptive trading activities, including market timing.

Valuation of Shares

NET ASSET VALUE

The net asset value per share of each Portfolio is calculated on days that the NYSE is open for trading. The net asset value per share of each Portfolio is calculated after the close of the NYSE (normally, 4:00 p.m. ET) by dividing the total value of the Portfolio's investments and other assets, less any liabilities, by the total outstanding shares of the stock of the Portfolio. Each Portfolio generally calculates its net asset value per share and accepts purchase and redemption orders on days that the NYSE is open for trading. *Note:* The time at which transactions and shares are priced may be changed in case of an emergency or if the NYSE closes at a time other than 4:00 p.m. ET.

The value of shares of each Portfolio will fluctuate in relation to its investment experience. Securities held by a Portfolio will be valued in accordance with applicable laws and procedures approved by the Board, and generally, as described below.

Debt securities will be valued on the basis of prices provided by one or more pricing services or other reasonably reliable sources including broker/dealers that typically handle the purchase and sale of such securities using data reflecting the earlier closing of the principal markets for those securities. Securities which are traded over-the-counter and on a stock exchange generally will be valued according to the broadest and most representative market, and it is expected that for bonds and other fixed income securities, this ordinarily will be the over-the-counter market. Net asset value includes interest on fixed income securities which is accrued daily. Generally, securities issued by open-end investment companies are valued using their respective net asset values or public offering prices, as appropriate, for purchase orders placed at the close of the NYSE.

The value of the securities and other assets of a Portfolio for which no market quotations are readily available (including restricted securities), or for which market quotations have become unreliable, are determined in good faith at fair value in accordance with Rule 2a-5 under the 1940 Act pursuant to procedures approved by the Board of the Fund. Fair value pricing also may be used if events that have a significant effect on the value of an investment (as determined in the discretion of the Advisor) occur before the net asset value is calculated. When fair value pricing is used, the prices of securities used by a Portfolio may differ from the quoted or published prices for the same securities on their primary markets or exchanges.

Valuing securities at fair value involves greater reliance on judgment than valuing securities that have readily available market quotations. There can be no assurance that a Portfolio could obtain the fair value assigned to a security if it were to sell the security at approximately the time at which the Portfolio determines its net asset value per share. As a result, the sale or redemption by a Portfolio of its shares at net asset value, at a time when a holding or holdings are valued at fair value, may have the effect of diluting or increasing the economic interest of existing shareholders.

The net asset values per share of the Two-Year Global Portfolio, Selectively Hedged Global Portfolio, Five-Year Global Portfolio, World ex U.S. Government Portfolio, Short-Term Extended Quality Portfolio, Intermediate-Term Extended Quality Portfolio, Targeted Credit Portfolio, Global Core Plus Fixed Income Portfolio, Investment Grade Portfolio, LTIP Portfolio, Short-Duration Real Return Portfolio and Global Core Plus Real Return Portfolio (and, to the extent it invests directly, the Diversified Fixed Income Portfolio) are expressed in U.S. dollars by translating the net assets of each Portfolio using the mean of the most recent bid and asked prices for the dollar as quoted by generally recognized reliable sources. Since these Portfolios own securities that are primarily traded in foreign markets which may trade on days when the Portfolio does not price its shares, the net asset values of these Portfolios may change on days when shareholders will not be able to purchase or redeem shares.

Futures contracts are valued using the settlement price established each day on the exchange on which they are traded. The value of such futures contracts held by the Portfolio is determined each day as of such close. In the absence of prices that are readily available as defined in Rule 2a-5, the futures contract will be valued in good faith at fair value in accordance with procedures approved by the Board.

Swap agreements will be valued at the price provided by an independent third-party pricing service or source. If a price is not readily available as defined in Rule 2a-5, the swap agreement will be valued in good faith at fair value in accordance with procedures approved by the Board.

PUBLIC OFFERING PRICE

Provided that the transfer agent or, with respect to the Two-Year Portfolio and the Two-Year Government Portfolio, LWIF, as applicable, has received the investor's purchase order in good order as described in **"PURCHASE OF SHARES,"** shares of the Portfolio selected will be priced at the public offering price, which is the net asset value of the shares next determined after receipt of such order. The transfer agent or the Funds may, from time to time, appoint sub-transfer agents or various financial intermediaries ("Intermediaries") for the receipt of purchase orders, redemption orders and funds from certain investors. Intermediaries, in turn, are authorized to designate other financial intermediaries ("Sub-designees") to receive purchase and redemption orders for the Portfolios' shares from investors. With respect to such investors, the shares of the Portfolio selected will be priced at the public offering price calculated after receipt of the purchase order by the Intermediary or Sub-designee, as applicable, that is authorized to receive purchase orders. If the investor buys shares through an Intermediary or a Sub-designee, the purchase price will be the public offering price next calculated after the Intermediary or Sub-designee, as applicable, receives the order, rather than on the day the custodian receives the investor's payment (provided that the Intermediary or Sub-designee, as applicable, has received the investor's purchase order in good order, and the investor has complied with the Intermediary's or Sub-designee's payment procedures). No reimbursement fee or sales charge is imposed on purchases. If an order to purchase shares must be canceled due to non-payment, the purchaser will be responsible for any loss incurred by a Portfolio arising out of such cancellation. The Funds reserve the right to redeem shares owned by any purchaser whose order is canceled to recover any resulting loss to a Portfolio and may prohibit or restrict the manner in which such purchaser may place further orders.

When authorized by a Fund, certain financial institutions purchasing a Portfolio's shares on behalf of customers or plan participants may place a purchase order unaccompanied by payment. Payment for these shares must be received by the time designated by a Fund (not to exceed the period established for settlement under applicable regulations). If payment is not received by this time, the order may be cancelled. The financial institution is responsible for any costs or losses incurred by a Fund if payment is not received or delayed.

Exchange of Shares

Investors may exchange shares of one Portfolio for shares of another Portfolio by first contacting the Portfolio's transfer agent at (888) 576-1167 to notify the transfer agent of the proposed exchange, and then sending a letter of instruction to the transfer agent by an approved method. Shareholders that invest in the Portfolios through a financial intermediary should contact their financial intermediary for information regarding exchanges.

With respect to the Two-Year Portfolio and the Two-Year Government Portfolio, an investor that is a client of LWIF may exchange shares of a Portfolio for those of another portfolio of the Funds by first contacting LWIF and completing the documentation required by LWIF and the Advisor. Exchanges are accepted only into those portfolios of the Funds that are eligible for the exchange privilege. Investors that are clients of LWIF should contact LWIF for a list of those portfolios of the Funds that accept exchanges and the minimum amount required for exchanges into the portfolios.

Exchanges are accepted into those Portfolios that are eligible for the exchange privilege, subject to the purchase requirement set forth in the applicable Portfolio's prospectus. Investors may contact the transfer agent at the above-listed phone number for more information on such exchanges, for a list of those Portfolios that accept exchanges, and to request a copy of the prospectuses of other Portfolios of the Funds that may be offered in an exchange. There is no fee imposed on an exchange. However, the Funds reserve the right to impose an administrative fee in order to cover the costs incurred in processing an exchange. Any such fee will be disclosed in the Prospectus. An exchange is treated as a redemption and a purchase. Therefore, an investor could realize a taxable gain or a loss on the transaction. The Funds reserve the right to revise or terminate the exchange privilege, or limit the amount of or reject any exchange, as deemed necessary, at any time.

The exchange privilege is not intended to afford shareholders a way to speculate on short-term movements in the markets. Accordingly, in order to prevent excessive use of the exchange privilege that may potentially disrupt the management of the Portfolios or otherwise adversely affect a Fund, any proposed exchange will be subject to the approval of the Advisor. Such approval will depend on: (i) the size of the proposed exchange; (ii) the prior number of exchanges by that shareholder; (iii) the nature of the underlying securities and the cash position of the Portfolios involved in the proposed exchange; (iv) the transaction costs involved in processing the exchange; and (v) the total number of redemptions by exchange already made out of a Portfolio. Excessive use of the exchange privilege is defined as any pattern of exchanges among portfolios by an investor that evidences market timing.

The redemption and purchase prices of shares redeemed and purchased by exchange, respectively, are the net asset values next determined after the transfer agent has received a letter of instruction in good order. "Good order" means a completed letter of instruction specifying the dollar amount to be exchanged, signed by all registered owners (or representatives thereof) of the shares; and if a Fund does not have on file the authorized signatures for the account, proof of authority. Exchanges will be accepted only if the shares of the Portfolio being acquired are registered in the investor's state of residence.

Redemption of Shares

REDEMPTION PROCEDURE

Investors who desire to redeem shares of a Portfolio must first contact the Portfolio's transfer agent at (888) 576-1167. Shareholders who invest in the Portfolios through a financial intermediary should contact their financial intermediary regarding redemption procedures. With respect to the Two-Year Portfolio and the Two-Year Government Portfolio, an investor that is a client of LWIF who desires to redeem shares of a Portfolio must furnish a redemption request to LWIF in the form required by LWIF. Each Portfolio will redeem shares at the net asset value of such shares next determined, after receipt of a written request for redemption in good order, by the transfer agent (or by an Intermediary or a Sub-designee, if applicable). "Good order" means that the request to redeem shares must include all necessary documentation, to be received in writing by the transfer agent no later than the close of regular trading on the NYSE (normally, 4:00 p.m. ET) ("Market Close"), including but not limited to, a letter of instruction specifying the number of shares or dollar amount to be redeemed, signed by all registered owners (or representatives thereof) of the shares and, if a Fund does not have on file the authorized

signatures for the account, proof of authority. It is the investor or financial intermediary's responsibility to ensure notification is received in good order by the transfer agent prior to the Market Close on the redemption date.

Under certain conditions, Portfolios may accept and process redemption orders after the close of the NYSE on days that the NYSE unexpectedly closes early and may accept orders on a business day that the NYSE is unexpectedly closed. All orders will be processed at the next determined net asset value per share.

Shareholders redeeming shares who do not already have an agreement in place with a Fund and have authorized redemption payment by wire in writing, may request that redemption proceeds be paid in federal funds wired to the bank they have designated in writing. The Funds reserve the right to send redemption proceeds by check in their discretion; a shareholder may request overnight delivery of such check at the shareholder's own expense. If the proceeds are to be wired to a bank account that differs from the standing instructions on file, or paid by check to an address other than the address of record, the transfer agent may request a Medallion Signature Guarantee. If the proceeds are wired to the shareholder's account at a bank that is not a member of the Federal Reserve System, there could be a delay in crediting the funds to the shareholder's bank account. The Funds reserve the right at any time to suspend or terminate the redemption by wire procedure after prior notification to shareholders. No fee is charged for redemptions. The redemption of all shares in an account will result in the account being closed. A new Account Registration Form will be required for future investments. See **"PURCHASE OF SHARES."** In the interests of economy and convenience, certificates for shares are not issued.

For redemption proceeds that are paid directly to a shareholder by a Portfolio, each Portfolio typically expects to send (via check, wire or automated clearing house) redemption payments within 1 business day after receipt of a written request for redemption in good order by the transfer agent. For payments that are made to an intermediary for transmittal to a shareholder, each Portfolio expects to pay redemption proceeds to the intermediary within 1 to 2 business days following the Portfolio's receipt of the redemption order from the intermediary. Under certain circumstances and when deemed in the best interest of a Portfolio, redemption proceeds may take up to seven calendar days to be sent after receipt of the redemption request. In addition, with respect to investors redeeming shares that were purchased by check, payment will not be made until a Fund can verify that the payments for the purchase have been, or will be, collected, which may take more than seven calendar days. Investors may avoid this delay by submitting a certified check along with the purchase order.

Redemption proceeds will typically be paid by Federal Reserve wire payment. Each Portfolio typically expects to satisfy redemption requests from available cash and cash equivalents or the sale of portfolio assets. In certain circumstances, such as stressed market conditions, a Portfolio may use other methods to meet redemptions, including the use of a line of credit or participating in an interfund lending program in reliance on exemptive relief from the SEC. In addition, as described below, each Portfolio reserves the right to meet redemption requests through an in-kind redemption, typically in response to a particularly large redemption, at the request of a client or in stressed market conditions. Also, see "Redemption and Transfer of Shares" in the SAI for information regarding redemption requests that exceed \$250,000 or 1% of the value of a Portfolio's assets, whichever is less.

REDEMPTION OF SMALL ACCOUNTS

With respect to each Portfolio, the Funds reserve the right to redeem an account if the value of the shares in a specific Portfolio is \$500 or less. Before a Fund involuntarily redeems shares from such an account and sends the proceeds to the stockholder, the Fund will give written notice of the redemption to the stockholder at least sixty days before the redemption date. The stockholder will then have sixty days from the date of the notice to make an additional investment in order to bring the value of the shares in the account for a specific Portfolio to more than \$500 and avoid such involuntary redemption. The redemption price to be paid to a stockholder for shares redeemed by a Fund under this right will be the aggregate net asset value of the shares in the account at the close of business on the redemption date.

IN-KIND REDEMPTIONS

When in the best interests of a Portfolio, the Portfolio may make a redemption payment, in whole or in part, by a distribution of portfolio securities that the Portfolio owns in lieu of cash. Such distributions may be pro rata or another method that is determined to be fair to both the redeeming shareholder and the remaining shareholders.

in accordance with policies and procedures adopted by a Fund. The securities that the investor receives as redemption proceeds are subject to market risk until the investor liquidates those securities, and, if the proceeds include illiquid securities, the investor will bear the risk of not being able to sell the securities at all. Investors may also incur brokerage charges and other transaction costs selling securities that were received in payment of redemptions. The Two-Year Global Portfolio, Selectively Hedged Global Portfolio, Five-Year Global Portfolio, World ex U.S. Government Portfolio, Short-Term Extended Quality Portfolio, Intermediate-Term Extended Quality Portfolio, Targeted Credit Portfolio, Global Core Plus Fixed Income Portfolio, Investment Grade Portfolio, Diversified Fixed Income Portfolio (or its corresponding Underlying Funds), LTIP Portfolio, Short-Duration Real Return Portfolio and Global Core Plus Real Return Portfolio reserve the right to redeem their shares in the currencies in which their investments are denominated. Investors may incur charges in converting such securities to dollars and the value of the securities may be affected by currency exchange fluctuations.

Disclosure of Portfolio Holdings

Each Portfolio and Underlying Fund generally will disclose up to its 25 largest portfolio holdings (other than cash and cash equivalents) and the percentages that each of these largest portfolio holdings represent of the total assets of the Portfolio or Underlying Fund as of the most recent month-end, online at the Advisor's public Web site, <http://us.dimensionalfund.com>, within 20 days after the end of each month. Each Portfolio and Underlying Fund also generally will disclose its complete portfolio holdings (other than cash and cash equivalents), as of month-end, online at the Advisor's public Web site, 30 days following the month-end or more frequently and at different periods when authorized in accordance with the Portfolio's or Underlying Fund's policies and procedures. Please consult the SAI for a description of the other policies and procedures that govern disclosure of the portfolio holdings by the Portfolios and Underlying Funds.

Delivery of Shareholder Documents

To eliminate duplicate mailings and reduce expenses, the Portfolios may deliver a single copy of certain shareholder documents, such as this Prospectus and annual and semi-annual reports, to related shareholders at the same address, even if accounts are registered in different names. This practice is known as "householding." The Portfolios will not household personal information documents, such as account statements. If you do not want the mailings of these documents to be combined with other members of your household, please call the transfer agent at (888) 576-1167. We will begin sending individual copies of the shareholder documents to you within 30 days of receiving your request.

Financial Highlights

The Financial Highlights table is meant to help you understand each Portfolio's financial performance for the past 5 years or, if shorter, the period of that Portfolio's operations, as indicated by the table. The total returns in the table represent the rate that you would have earned (or lost) on an investment in the Portfolio, assuming reinvestment of all dividends and distributions. This information has been audited by PricewaterhouseCoopers LLP, whose report, along with the Portfolios' financial statements, is included in the annual reports. Further information about the Portfolios' performance is contained in the annual reports, which are available upon request.

DFA Investment Dimensions Group Inc.

Financial Highlights

(For a share outstanding throughout each period)

	DFA One-Year Fixed Income Portfolio Institutional Class Shares				
	Year Ended Oct 31, 2022	Year Ended Oct. 31, 2021	Year Ended Oct. 31, 2020	Year Ended Oct. 31, 2019	Year Ended Oct. 31, 2018
Net Asset Value, Beginning of Year	\$ 10.30	\$ 10.30	\$ 10.31	\$ 10.24	\$ 10.29
Income From Investment Operations#					
Net Investment Income (Loss)	0.08	(—)	0.10	0.23	0.18
Net Gains (Losses) on Securities (Realized and Unrealized)	(0.30)	—	(0.01)	0.06	(0.06)
Total From Investment Operations	(0.22)	—	0.09	0.29	0.12
Less Distributions					
Net Investment Income	(0.07)	(—)	(0.10)	(0.22)	(0.17)
Total Distributions	(0.07)	—	(0.10)	(0.22)	(0.17)
Net Asset Value, End of Year	\$ 10.01	\$ 10.30	\$ 10.30	\$ 10.31	\$ 10.24
Total Return	(2.10%)	0.02%	0.84%	2.90%	1.22%
Net Assets, End of Year (thousands)	\$5,349,458	\$5,858,298	\$6,655,886	\$7,418,534	\$7,970,071
Ratio of Expenses to Average Net Assets	0.13%	0.17%	0.17%	0.18%	0.17%
Ratio of Expenses to Average Net Assets (Excluding Fees Paid Indirectly)	0.13%	0.17%	0.17%	0.18%	0.17%
Ratio of Net Investment Income to Average Net Assets	0.79%	—	0.95%	2.22%	1.76%
Portfolio Turnover Rate	67%	96%	83%	30%	68%

Computed using average shares outstanding.

Dimensional Investment Group Inc.

Financial Highlights

(For a share outstanding throughout each period)

	DFA Two-Year Fixed Income Portfolio				
	Year Ended Oct 31, 2022	Year Ended Oct. 31, 2021	Year Ended Oct. 31, 2020	Year Ended Oct. 31, 2019	Year Ended Oct. 31, 2018
Net Asset Value, Beginning of Year	\$ 9.94	\$ 9.96	\$ 9.97	\$ 9.91	\$ 9.98
Income From Investment Operations#					
Net Investment Income (Loss)	0.11	(—)	0.10	0.23	0.19
Net Gains (Losses) on Securities (Realized and Unrealized)	(0.53)	(0.02)	—	0.07	(0.10)
Total from Investment Operations	(0.42)	(0.02)	0.10	0.30	0.09
Less Distributions					
Net Investment Income	(0.08)	(—)	(0.11)	(0.24)	(0.16)
Total Distributions	(0.08)	—	(0.11)	(0.24)	(0.16)
Net Asset Value, End of Year	\$ 9.44	\$ 9.94	\$ 9.96	\$ 9.97	\$ 9.91
Total Return	(4.25%)	(0.18%)	1.00%	3.07%	0.86%
Net Assets, End of Year (thousands)	\$129,769	\$96,149	\$100,447	\$105,173	\$128,569
Ratio of Expenses to Average Net Assets	0.21%	0.21%	0.22%	0.25%	0.21%
Ratio of Expenses to Average Net Assets (Excluding Fees Paid Indirectly)	0.21%	0.24%	0.25%	0.25%	0.21%
Ratio of Net Investment Income to Average Net Assets	1.17%	—	0.98%	2.34%	1.92%
Portfolio Turnover Rate	108%	186%	65%	50%	89%

Computed using average shares outstanding.

Dimensional Investment Group Inc.

Financial Highlights

(For a share outstanding throughout each period)

	DFA Two-Year Government Portfolio				
	Year Ended Oct 31, 2022	Year Ended Oct. 31, 2021	Year Ended Oct. 31, 2020	Year Ended Oct. 31, 2019	Year Ended Oct. 31, 2018
Net Asset Value, Beginning of Year	\$ 9.75	\$ 9.78	\$ 9.77	\$ 9.72	\$ 9.81
Income From Investment Operations#					
Net Investment Income (Loss)	0.08	(0.01)	0.04	0.20	0.17
Net Gains (Losses) on Securities (Realized and Unrealized)	(0.48)	(0.02)	0.03	0.05	(0.11)
Total from Investment Operations	(0.40)	(0.03)	0.07	0.25	0.06
Less Distributions					
Net Investment Income	(0.06)	—	(0.06)	(0.20)	(0.15)
Total Distributions	(0.06)	—	(0.06)	(0.20)	(0.15)
Net Asset Value, End of Year	\$ 9.29	\$ 9.75	\$ 9.78	\$ 9.77	\$ 9.72
Total Return	(4.06%)	(0.31%)	0.77%	2.63%	0.60%
Net Assets, End of Year (thousands)	\$171,964	\$165,276	\$157,724	\$121,148	\$124,210
Ratio of Expenses to Average Net Assets	0.17%	0.20%	0.21%	0.26%	0.20%
Ratio of Expenses to Average Net Assets (Excluding Fees Paid Indirectly)	0.17%	0.21%	0.22%	0.26%	0.20%
Ratio of Net Investment Income to Average Net Assets	0.88%	(0.08%)	0.45%	2.06%	1.76%
Portfolio Turnover Rate	121%	108%	103%	57%	115%

Computed using average shares outstanding.

DFA Investment Dimensions Group Inc.

Financial Highlights

(For a share outstanding throughout each period)

	DFA Two-Year Global Fixed Income Portfolio Institutional Class Shares				
	Year Ended Oct 31, 2022	Year Ended Oct. 31, 2021	Year Ended Oct. 31, 2020	Year Ended Oct. 31, 2019	Year Ended Oct. 31, 2018
Net Asset Value, Beginning of Year	\$ 9.91	\$ 10.00	\$ 10.03	\$ 9.95	\$ 9.99
Income From Investment Operations#					
Net Investment Income (Loss)	0.08	0.01	0.08	0.18	0.17
Net Gains (Losses) on Securities (Realized and Unrealized)	(0.41)	(0.04)	0.04	0.15	(0.08)
Total From Investment Operations	(0.33)	(0.03)	0.12	0.33	0.09
Less Distributions					
Net Investment Income	(0.02)	(0.06)	(0.15)	(0.25)	(0.13)
Total Distributions	(0.02)	(0.06)	(0.15)	(0.25)	(0.13)
Net Asset Value, End of Year	\$ 9.56	\$ 9.91	\$ 10.00	\$ 10.03	\$ 9.95
Total Return	(3.31%)	(0.33%)	1.23%	3.42%	0.87%
Net Assets, End of Year (thousands)	\$5,038,948	\$5,693,916	\$5,321,434	\$5,518,420	\$5,590,939
Ratio of Expenses to Average Net Assets	0.16%	0.17%	0.17%	0.18%	0.17%
Ratio of Expenses to Average Net Assets (Excluding Fees Paid Indirectly)	0.16%	0.17%	0.18%	0.18%	0.17%
Ratio of Net Investment Income to Average Net Assets	0.85%	0.09%	0.80%	1.83%	1.73%
Portfolio Turnover Rate	111%	93%	51%	59%	81%

Computed using average shares outstanding.

DFA Investment Dimensions Group Inc.

Financial Highlights

(For a share outstanding throughout each period)

	DFA Selectively Hedged Global Fixed Income Portfolio Institutional Class Shares				
	Year Ended Oct 31, 2022	Year Ended Oct. 31, 2021	Year Ended Oct. 31, 2020	Year Ended Oct. 31, 2019	Year Ended Oct. 31, 2018
Net Asset Value, Beginning of Year	\$ 9.76	\$ 9.76	\$ 9.79	\$ 9.60	\$ 9.66
Income From Investment Operations#					
Net Investment Income (Loss)	0.13	0.08	0.10	0.15	0.15
Net Gains (Losses) on Securities (Realized and Unrealized)	(0.90)	(0.08)	0.11	0.34	(0.04)
Total From Investment Operations	(0.77)	—	0.21	0.49	0.11
Less Distributions					
Net Investment Income	(0.17)	(—)	(0.24)	(0.30)	(0.17)
Total Distributions	(0.17)	—	(0.24)	(0.30)	(0.17)
Net Asset Value, End of Year	\$ 8.82	\$ 9.76	\$ 9.76	\$ 9.79	\$ 9.60
Total Return	(8.03%)	0.03%	2.20%	5.29%	1.12%
Net Assets, End of Year (thousands)	\$1,019,142	\$1,235,970	\$1,130,900	\$1,235,997	\$1,210,704
Ratio of Expenses to Average Net Assets	0.16%	0.17%	0.17%	0.18%	0.17%
Ratio of Expenses to Average Net Assets (Excluding Fees Paid Indirectly)	0.16%	0.17%	0.17%	0.18%	0.17%
Ratio of Net Investment Income to Average Net Assets	1.42%	0.80%	1.01%	1.60%	1.62%
Portfolio Turnover Rate	62%	94%	45%	62%	63%

Computed using average shares outstanding.

DFA Investment Dimensions Group Inc.

Financial Highlights

(For a share outstanding throughout each period)

	DFA Five-Year Global Fixed Income Portfolio Institutional Class Shares				
	Year Ended Oct 31, 2022	Year Ended Oct. 31, 2021	Year Ended Oct. 31, 2020	Year Ended Oct. 31, 2019	Year Ended Oct. 31, 2018
Net Asset Value, Beginning of Year	\$ 10.78	\$ 10.89	\$ 10.96	\$ 10.90	\$ 11.03
Income From Investment Operations#					
Net Investment Income (Loss)	0.12	0.04	0.04	0.07	0.11
Net Gains (Losses) on Securities (Realized and Unrealized)	(0.88)	(0.15)	0.14	0.44	(0.07)
Total From Investment Operations	(0.76)	(0.11)	0.18	0.51	0.04
Less Distributions					
Net Investment Income	(0.12)	(—)	(0.25)	(0.45)	(0.16)
Net Realized Gains	—	—	—	—	(0.01)
Total Distributions	(0.12)	—	(0.25)	(0.45)	(0.17)
Net Asset Value, End of Year	\$ 9.90	\$ 10.78	\$ 10.89	\$ 10.96	\$ 10.90
Total Return	(7.15%)	(0.98%)	1.64%	4.88%	0.38%
Net Assets, End of Year (thousands)	\$10,460,717	\$13,621,273	\$13,288,386	\$15,555,653	\$15,130,986
Ratio of Expenses to Average Net Assets	0.23%	0.26%	0.26%	0.28%	0.27%
Ratio of Expenses to Average Net Assets (Excluding Fees Paid Indirectly)	0.23%	0.26%	0.27%	0.29%	0.27%
Ratio of Net Investment Income to Average Net Assets	1.17%	0.39%	0.38%	0.63%	1.03%
Portfolio Turnover Rate	111%	126%	47%	46%	67%

Computed using average shares outstanding.

DFA Investment Dimensions Group Inc.

Financial Highlights

(For a share outstanding throughout each period)

	DFA World ex U.S. Government Fixed Income Portfolio Institutional Class Shares				
	Year Ended Oct 31, 2022	Year Ended Oct. 31, 2021	Year Ended Oct. 31, 2020	Year Ended Oct. 31, 2019	Year Ended Oct. 31, 2018
Net Asset Value, Beginning of Year	\$ 10.10	\$ 10.85	\$ 10.85	\$ 10.45	\$ 10.22
Income From Investment Operations#					
Net Investment Income (Loss)	0.08	0.07	0.07	0.09	0.10
Net Gains (Losses) on Securities (Realized and Unrealized)	(1.79)	(0.64)	0.37	1.08	0.15
Total From Investment Operations	(1.71)	(0.57)	0.44	1.17	0.25
Less Distributions					
Net Investment Income	(0.09)	(0.09)	(0.33)	(0.73)	(0.02)
Net Realized Gains	(0.10)	(0.09)	(0.11)	(0.04)	—
Total Distributions	(0.19)	(0.18)	(0.44)	(0.77)	(0.02)
Net Asset Value, End of Year	\$ 8.20	\$ 10.10	\$ 10.85	\$ 10.85	\$ 10.45
Total Return	(17.33%)	(5.34%)	4.28%	11.92%	2.42%
Net Assets, End of Year (thousands)	\$1,118,915	\$1,723,236	\$1,702,457	\$1,487,373	\$1,126,037
Ratio of Expenses to Average Net Assets	0.20%	0.20%	0.19%	0.20%	0.20%
Ratio of Expenses to Average Net Assets (Excluding Fees Waived, Expenses Reimbursed by Advisor and Fees Paid Indirectly)	0.20%	0.21%	0.22%	0.22%	0.21%
Ratio of Net Investment Income to Average Net Assets	0.83%	0.70%	0.66%	0.85%	0.94%
Portfolio Turnover Rate	41%	31%	41%	49%	37%

Computed using average shares outstanding.

DFA Investment Dimensions Group Inc.

Financial Highlights

(For a share outstanding throughout each period)

	DFA Short-Term Government Portfolio Institutional Class Shares				
	Year Ended Oct 31, 2022	Year Ended Oct. 31, 2021	Year Ended Oct. 31, 2020	Year Ended Oct. 31, 2019	Year Ended Oct. 31, 2018
Net Asset Value, Beginning of Year	\$ 10.43	\$ 10.56	\$ 10.57	\$ 10.38	\$ 10.59
Income From Investment Operations#					
Net Investment Income (Loss)	0.15	0.01	0.06	0.20	0.16
Net Gains (Losses) on Securities (Realized and Unrealized)	(0.69)	(0.13)	0.01	0.19	(0.22)
Total From Investment Operations	(0.54)	(0.12)	0.07	0.39	(0.06)
Less Distributions					
Net Investment Income	(0.13)	(0.01)	(0.08)	(0.20)	(0.15)
Total Distributions	(0.13)	(0.01)	(0.08)	(0.20)	(0.15)
Net Asset Value, End of Year	\$ 9.76	\$ 10.43	\$ 10.56	\$ 10.57	\$ 10.38
Total Return	(5.19%)	(1.15%)	0.63%	3.75%	(0.60)%
Net Assets, End of Year (thousands)	\$1,571,784	\$1,748,372	\$2,518,761	\$2,306,858	\$2,304,374
Ratio of Expenses to Average Net Assets	0.18%	0.20%	0.20%	0.20%	0.19%
Ratio of Expenses to Average Net Assets (Excluding Fees Waived, Expenses Reimbursed by Advisor and Fees Paid Indirectly)	0.18%	0.20%	0.20%	0.20%	0.19%
Ratio of Net Investment Income to Average Net Assets	1.53%	0.11%	0.52%	1.92%	1.52%
Portfolio Turnover Rate	226%	58%	85%	58%	30%

Computed using average shares outstanding.

DFA Investment Dimensions Group Inc.

Financial Highlights

(For a share outstanding throughout each period)

	DFA Intermediate Government Fixed Income Portfolio Institutional Class Shares				
	Year Ended Oct 31, 2022	Year Ended Oct. 31, 2021	Year Ended Oct. 31, 2020	Year Ended Oct. 31, 2019	Year Ended Oct. 31, 2018
Net Asset Value, Beginning of Year	\$ 12.79	\$ 13.72	\$ 12.99	\$ 11.88	\$ 12.45
Income From Investment Operations#					
Net Investment Income (Loss)	0.19	0.19	0.25	0.29	0.27
Net Gains (Losses) on Securities (Realized and Unrealized)	(2.00)	(0.61)	0.74	1.10	(0.57)
Total From Investment Operations	(1.81)	(0.42)	0.99	1.39	(0.30)
Less Distributions					
Net Investment Income	(0.17)	(0.17)	(0.26)	(0.28)	(0.26)
Net Realized Gains	(0.13)	(0.34)	—	—	(0.01)
Total Distributions	(0.30)	(0.51)	(0.26)	(0.28)	(0.27)
Net Asset Value, End of Year	\$ 10.68	\$ 12.79	\$ 13.72	\$ 12.99	\$ 11.88
Total Return	(14.37%)	(3.20%)	7.67%	11.81%	(2.44)%
Net Assets, End of Year (thousands)	\$4,787,713	\$6,200,229	\$5,838,968	\$5,611,187	\$4,964,670
Ratio of Expenses to Average Net Assets	0.11%	0.12%	0.12%	0.13%	0.12%
Ratio of Expenses to Average Net Assets (Excluding Fees Waived, Expenses Reimbursed by Advisor and Fees Paid Indirectly)	0.11%	0.12%	0.12%	0.13%	0.12%
Ratio of Net Investment Income to Average Net Assets	1.62%	1.44%	1.85%	2.28%	2.22%
Portfolio Turnover Rate	22%	25%	45%	25%	16%

Computed using average shares outstanding.

DFA Investment Dimensions Group Inc.

Financial Highlights

(For a share outstanding throughout each period)

	DFA Short-Term Extended Quality Portfolio Institutional Class Shares				
	Year Ended Oct 31, 2022	Year Ended Oct. 31, 2021	Year Ended Oct. 31, 2020	Year Ended Oct. 31, 2019	Year Ended Oct. 31, 2018
Net Asset Value, Beginning of Year	\$ 10.93	\$ 10.97	\$ 10.95	\$ 10.68	\$ 10.85
Income From Investment Operations#					
Net Investment Income (Loss)	0.16	0.09	0.13	0.19	0.19
Net Gains (Losses) on Securities (Realized and Unrealized)	(0.90)	(0.10)	0.10	0.35	(0.16)
Total From Investment Operations	(0.74)	(0.01)	0.23	0.54	0.03
Less Distributions					
Net Investment Income	(0.12)	(0.03)	(0.21)	(0.27)	(0.19)
Net Realized Gains	(0.01)	—	—	—	(0.01)
Total Distributions	(0.13)	(0.03)	(0.21)	(0.27)	(0.20)
Net Asset Value, End of Year	\$ 10.06	\$ 10.93	\$ 10.97	\$ 10.95	\$ 10.68
Total Return	(6.81%)	(0.05%)	2.13%	5.11%	0.22%
Net Assets, End of Year (thousands)	\$6,497,061	\$7,281,208	\$6,246,736	\$6,534,046	\$5,650,059
Ratio of Expenses to Average Net Assets	0.20%	0.22%	0.22%	0.22%	0.22%
Ratio of Expenses to Average Net Assets (Excluding Fees Waived, Expenses Reimbursed by Advisor and Fees Paid Indirectly)	0.20%	0.22%	0.23%	0.23%	0.22%
Ratio of Net Investment Income to Average Net Assets	1.52%	0.80%	1.20%	1.73%	1.76%
Portfolio Turnover Rate	74%	80%	40%	51%	27%

Computed using average shares outstanding.

DFA Investment Dimensions Group Inc.

Financial Highlights

(For a share outstanding throughout each period)

	DFA Intermediate-Term Extended Quality Portfolio Institutional Class Shares				
	Year Ended Oct 31, 2022	Year Ended Oct. 31, 2021	Year Ended Oct. 31, 2020	Year Ended Oct. 31, 2019	Year Ended Oct. 31, 2018
Net Asset Value, Beginning of Year	\$ 11.49	\$ 11.79	\$ 11.29	\$ 10.11	\$ 10.85
Income From Investment Operations#					
Net Investment Income (Loss)	0.29	0.28	0.32	0.35	0.33
Net Gains (Losses) on Securities (Realized and Unrealized)	(2.49)	(0.21)	0.50	1.17	(0.71)
Total From Investment Operations	(2.20)	0.07	0.82	1.52	(0.38)
Less Distributions					
Net Investment Income	(0.29)	(0.28)	(0.32)	(0.34)	(0.33)
Net Realized Gains	(0.19)	(0.09)	—	—	(0.03)
Total Distributions	(0.48)	(0.37)	(0.32)	(0.34)	(0.36)
Net Asset Value, End of Year	\$ 8.81	\$ 11.49	\$ 11.79	\$ 11.29	\$ 10.11
Total Return	(19.74%)	0.52%	7.37%	15.27%	(3.53)%
Net Assets, End of Year (thousands)	\$1,290,771	\$2,073,764	\$2,131,021	\$1,712,376	\$1,782,191
Ratio of Expenses to Average Net Assets	0.21%	0.22%	0.22%	0.22%	0.22%
Ratio of Expenses to Average Net Assets (Excluding Fees Waived, Expenses Reimbursed by Advisor and Fees Paid Indirectly)	0.21%	0.22%	0.23%	0.23%	0.22%
Ratio of Net Investment Income to Average Net Assets	2.83%	2.44%	2.80%	3.25%	3.21%
Portfolio Turnover Rate	21%	43%	42%	19%	24%

Computed using average shares outstanding.

DFA Investment Dimensions Group Inc.

Financial Highlights

(For a share outstanding throughout each period)

	DFA Targeted Credit Portfolio				
	Year Ended Oct 31, 2022	Year Ended Oct. 31, 2021	Year Ended Oct. 31, 2020	Year Ended Oct. 31, 2019	Year Ended Oct. 31, 2018
Net Asset Value, Beginning of Year	\$ 10.18	\$ 10.18	\$ 10.19	\$ 9.80	\$ 10.06
Income from Investment Operations#					
Net Investment Income (Loss)	0.16	0.14	0.16	0.21	0.22
Net Gains (Losses) on Securities (Realized and Unrealized)	(1.08)	(0.05)	0.07	0.42	(0.24)
Total from Investment Operations	(0.92)	0.09	0.23	0.63	(0.02)
Less Distributions					
Net Investment Income	(0.25)	(0.09)	(0.24)	(0.24)	(0.22)
Net Realized Gains	(0.02)	—	(—)	—	(0.02)
Total Distributions	(0.27)	(0.09)	(0.24)	(0.24)	(0.24)
Net Asset Value, End of Year	\$ 8.99	\$ 10.18	\$ 10.18	\$ 10.19	\$ 9.80
Total Return	(9.17%)	0.85%	2.32%	6.51%	(0.18)%
Net Assets, End of Year (thousands)	\$866,074	\$936,850	\$818,911	\$766,607	\$651,780
Ratio of Expenses to Average Net Assets	0.20%	0.20%	0.20%	0.20%	0.20%
Ratio of Expenses to Average Net Assets (Excluding Fees Waived, Expenses Reimbursed by Advisor and Fees Paid Indirectly)	0.22%	0.22%	0.23%	0.24%	0.23%
Ratio of Net Investment Income to Average Net Assets	1.63%	1.41%	1.61%	2.12%	2.25%
Portfolio Turnover Rate	39%	65%	35%	17%	19%

Computed using average shares outstanding.

DFA Investment Dimensions Group Inc.

Financial Highlights

(For a share outstanding throughout each period)

	DFA Global Core Plus Fixed Income Portfolio				
	Year Ended Oct. 31, 2022	Year Ended Oct. 31, 2021	Year Ended Oct. 31, 2020	Year Ended Oct. 31, 2019	Period Jan. 11, 2018** to Oct. 31, 2018
Net Asset Value, Beginning of Period	\$ 10.67	\$ 10.91	\$ 10.50	\$ 9.89	\$ 10.00
Income from Investment Operations#					
Net Investment Income (Loss)	0.22	0.20	0.20	0.20	0.15
Net Gains (Losses) on Securities (Realized and Unrealized)	(2.07)	(0.22)	0.39	0.96	(0.21)
Total from Investment Operations	(1.85)	(0.02)	0.59	1.16	(0.06)
Less Distributions:					
Net Investment Income	(0.20)	(0.19)	(0.18)	(0.55)	(0.05)
Net Realized Gains	(0.08)	(0.03)	—	—	—
Total Distributions	(0.28)	(0.22)	(0.18)	(0.55)	(0.05)
Net Asset Value, End of Period.	\$ 8.54	\$ 10.67	\$ 10.91	\$ 10.50	\$ 9.89
Total Return	(17.71%)	(0.22%)	5.69%	12.33%	(0.56)%†
Net Assets, End of Period (thousands)	\$2,400,574	\$3,119,475	\$2,368,742	\$1,521,379	\$592,325
Ratio of Expenses to Average Net Assets‡	0.25%	0.28%	0.29%	0.30%	0.30%^*@
Ratio of Expenses to Average Net Assets (Excluding Fees Waived, Expenses Reimbursed by Advisor and Fees Paid Indirectly)‡	0.25%	0.28%	0.29%	0.30%	0.31%^*@
Ratio of Net Investment Income to Average Net Assets	2.28%	1.87%	1.90%	1.99%	1.82%^*
Portfolio Turnover Rate	45%	17%	32%	14%	68%†
‡ The Ratio of Expenses to Average Net Assets is inclusive of acquired fund fees and expenses incurred by the Portfolio indirectly as a result of Portfolio's investment in Underlying Funds as follows:	N/A	N/A	N/A	N/A	0.01%

Computed using average shares outstanding.

^ Annualized.

† Non-annualized.

* Because of commencement of operations and related preliminary transaction costs, these ratios are not necessarily indicative of future ratios.

@ Represents the combined ratios for the respective portfolio and its respective pro-rata share of its Underlying Funds.

** Commencement of operations.

DFA Investment Dimensions Group Inc.

Financial Highlights

(For a share outstanding throughout each period)

	DFA Investment Grade Portfolio Institutional Class Shares				
	Year Ended Oct. 31, 2022	Year Ended Oct. 31, 2021	Year Ended Oct. 31, 2020	Year Ended Oct. 31, 2019	Year Ended Oct. 31, 2018
Net Asset Value, Beginning of Period	\$ 11.60	\$ 11.96	\$ 11.38	\$ 10.38	\$ 10.90
Income From Investment Operations#					
Net Investment Income (Loss)	0.25	0.24	0.28	0.29	0.27
Net Gains (Losses) on Securities (Realized and Unrealized)	(2.04)	(0.36)	0.57	1.00	(0.53)
Total From Investment Operations	(1.79)	(0.12)	0.85	1.29	(0.26)
Less Distributions					
Net Investment Income	(0.24)	(0.24)	(0.27)	(0.29)	(0.26)
Net Realized Gains	(0.10)	(—)	—	—	—
Total Distributions	(0.34)	(0.24)	(0.27)	(0.29)	(0.26)
Net Asset Value, End of Period	\$ 9.47	\$ 11.60	\$ 11.96	\$ 11.38	\$ 10.38
Total Return	(15.69%)	(1.01%)	7.54%	12.60%	(2.38)%
Net Assets, End of Period (thousands)	\$9,997,470	\$13,622,911	\$11,162,601	\$9,843,294	\$8,638,793
Ratio of Expenses to Average Net Assets	0.21%	0.22%	0.22%	0.22%	0.22%
Ratio of Expenses to Average Net Assets (Excluding Fees Waived, Expenses Reimbursed by Advisor and Fees Paid Indirectly)	0.21%	0.22%	0.23%	0.23%	0.22%
Ratio of Net Investment Income to Average Net Assets	2.38%	2.02%	2.38%	2.69%	2.55%
Portfolio Turnover Rate	25%	17%	22%	21%	15%

Computed using average shares outstanding.

DFA Investment Dimensions Group Inc.

Financial Highlights

(For a share outstanding throughout each period)

	DFA Diversified Fixed Income Portfolio				
	Year Ended Oct. 31, 2022	Year Ended Oct. 31, 2021	Year Ended Oct. 31, 2020	Year Ended Oct. 31, 2019	Year Ended Oct. 31, 2018
Net Asset Value, Beginning of Year	\$ 10.13	\$ 10.36	\$ 10.00	\$ 9.47	\$ 9.76
Income from Investment Operations#					
Net Investment Income (Loss)	0.21	0.17	0.17	0.22	0.19
Net Gains (Losses) on Securities (Realized and Unrealized)	(1.07)	(0.22)	0.35	0.53	(0.29)
Total from Investment Operations	(0.86)	(0.05)	0.52	0.75	(0.10)
Less Distributions					
Net Investment Income	(0.21)	(0.17)	(0.16)	(0.22)	(0.19)
Net Realized Gains	(0.08)	(0.01)	—	—	(—)
Total Distributions	(0.29)	(0.18)	(0.16)	(0.22)	(0.19)
Net Asset Value, End of Year	\$ 8.98	\$ 10.13	\$ 10.36	\$ 10.00	\$ 9.47
Total Return	(8.63%)	(0.54%)	5.26%	7.97%	(1.05)%
Net Assets, End of Year (thousands)	\$1,931,543	\$2,361,921	\$1,528,078	\$1,064,950	\$796,296
Ratio of Expenses to Average Net Assets‡	0.15%*	0.15%*	0.15%*	0.15%*	0.15%*
Ratio of Expenses to Average Net Assets (Excluding Fees Waived, Expenses Reimbursed by Advisor and Fees Paid Indirectly)‡	0.26%*	0.26%*	0.27%*	0.27%*	0.26%*
Ratio of Net Investment Income to Average Net Assets	2.17%	1.63%	1.61%	2.21%	1.93%
Portfolio Turnover Rate	43%	2%	12%	3%	3%
‡ The Ratio of Expenses to Average Net Assets is inclusive of acquired fund fees and expenses incurred by the Portfolio indirectly as a result of Portfolio's investment in Underlying Funds as follows:	0.10%	0.11%	0.11%	0.12%	0.11%

Computed using average shares outstanding.

* Represents the combined ratios for the respective portfolio and its respective pro-rata share of its Underlying Funds.

DFA Investment Dimensions Group Inc.

Financial Highlights

(For a share outstanding throughout each period)

	DFA LTIP Portfolio				
	Year Ended Oct. 31, 2022	Year Ended Oct. 31, 2021	Year Ended Oct. 31, 2020	Year Ended Oct. 31, 2019	Year Ended Oct. 31, 2018
Net Asset Value, Beginning of Year	\$ 11.94	\$ 12.16	\$ 10.11	\$ 8.47	\$ 9.31
Income From Investment Operations#					
Net Investment Income (Loss)	0.83	0.56	0.20	0.24	0.33
Net Gains (Losses) on Securities (Realized and Unrealized)	(5.17)	0.39	1.99	1.66	(0.83)
Total From Investment Operations	(4.34)	0.95	2.19	1.90	(0.50)
Less Distributions					
Net Investment Income	(0.77)	(0.52)	(0.14)	(0.22)	(0.34)
Net Realized Gains	(0.27)	(0.65)	—	(0.04)	—
Total Distributions	(1.04)	(1.17)	(0.14)	(0.26)	(0.34)
Net Asset Value, End of Year	\$ 6.56	\$ 11.94	\$ 12.16	\$ 10.11	\$ 8.47
Total Return	(38.26%)	8.30%	21.75%	22.69%	(5.73)%
Net Assets, End of Year (thousands)	\$296,218	\$387,222	\$290,675	\$215,040	\$168,648
Ratio of Expenses to Average Net Assets	0.13%	0.13%	0.14%	0.15%	0.15%
Ratio of Expenses to Average Net Assets (Excluding Fees Waived, Expenses Reimbursed by Advisor and Fees Paid Indirectly)	0.13%	0.13%	0.14%	0.15%	0.14%
Ratio of Net Investment Income to Average Net Assets	8.72%	4.86%	1.71%	2.52%	3.52%
Portfolio Turnover Rate	60%	39%	65%	38%	53%

Computed using average shares outstanding.

DFA Investment Dimensions Group Inc.

Financial Highlights

(For a share outstanding throughout each period)

	DFA Inflation-Protected Securities Portfolio Institutional Class Shares				
	Year Ended Oct. 31, 2022	Year Ended Oct. 31, 2021	Year Ended Oct. 31, 2020	Year Ended Oct. 31, 2019	Year Ended Oct. 31, 2018
Net Asset Value, Beginning of Year	\$ 13.32	\$ 13.05	\$ 12.03	\$ 11.25	\$ 11.79
Income From Investment Operations#					
Net Investment Income (Loss)	0.94	0.61	0.19	0.25	0.35
Net Gains (Losses) on Securities (Realized and Unrealized)	(2.50)	0.27	0.97	0.78	(0.52)
Total From Investment Operations	(1.56)	0.88	1.16	1.03	(0.17)
Less Distributions					
Net Investment Income	(0.95)	(0.57)	(0.13)	(0.25)	(0.37)
Net Realized Gains	(0.01)	(0.04)	(0.01)	—	—
Total Distributions	(0.96)	(0.61)	(0.14)	(0.25)	(0.37)
Net Asset Value, End of Year	\$ 10.80	\$ 13.32	\$ 13.05	\$ 12.03	\$ 11.25
Total Return	(12.04%)	6.91%	9.69%	9.16%	(1.53)%
Net Assets, End of Year (thousands)	\$5,892,432	\$7,223,739	\$5,622,483	\$4,887,736	\$4,491,326
Ratio of Expenses to Average Net Assets	0.11%	0.11%	0.12%	0.12%	0.12%
Ratio of Expenses to Average Net Assets (Excluding Fees Waived, Expenses Reimbursed by Advisor and Fees Paid Indirectly)	0.11%	0.11%	0.12%	0.12%	0.12%
Ratio of Net Investment Income to Average Net Assets	7.59%	4.58%	1.49%	2.13%	3.01%
Portfolio Turnover Rate	13%	1%	15%	28%	24%

Computed using average shares outstanding.

DFA Investment Dimensions Group Inc.

Financial Highlights

(For a share outstanding throughout each period)

	DFA Short-Duration Real Return Portfolio				
	Year Ended Oct. 31, 2022	Year Ended Oct. 31, 2021	Year Ended Oct. 31, 2020	Year Ended Oct. 31, 2019	Year Ended Oct. 31, 2018
Net Asset Value, Beginning of Year	\$ 10.58	\$ 10.05	\$ 10.06	\$ 9.92	\$ 10.02
Income from Investment Operations#					
Net Investment Income (Loss)	0.17	0.12	0.17	0.20	0.18
Net Gains (Losses) on Securities (Realized and Unrealized)	(0.51)	0.49	0.07	0.20	(0.11)
Total from Investment Operations	(0.34)	0.61	0.24	0.40	0.07
Less Distributions					
Net Investment Income	(0.10)	(0.08)	(0.25)	(0.26)	(0.17)
Total Distributions	(0.10)	(0.08)	(0.25)	(0.26)	(0.17)
Net Asset Value, End of Year	\$ 10.14	\$ 10.58	\$ 10.05	\$ 10.06	\$ 9.92
Total Return	(3.21%)	6.13%	2.43%	4.16%	0.70%
Net Assets, End of Year (thousands)	\$2,171,424	\$1,797,965	\$1,393,554	\$1,484,797	\$1,441,718
Ratio of Expenses to Average Net Assets	0.22%	0.22%	0.23%	0.24%	0.23%
Ratio of Expenses to Average Net Assets (Excluding Fees Waived, Expenses Reimbursed by Advisor and Fees Paid Indirectly)	0.22%	0.22%	0.23%	0.24%	0.23%
Ratio of Net Investment Income to Average Net Assets	1.67%	1.17%	1.68%	1.98%	1.78%
Portfolio Turnover Rate	56%	72%	44%	42%	39%

Computed using average shares outstanding.

DFA Investment Dimensions Group Inc.

Financial Highlights

(For a share outstanding throughout each period)

	DFA Global Core Plus Real Return Portfolio	
	Year Ended Oct. 31, 2022	Period Apr. 26, 2021* to Oct. 31, 2021
Net Asset Value, Beginning of Period	\$ 10.44	\$ 10.00
Income from Investment Operations#		
Net Investment Income (Loss)	0.19	0.08
Net Gains (Losses) on Securities (Realized and Unrealized)	(1.55)	0.40
Total from Investment Operations	(1.36)	0.48
Less Distributions:		
Net Investment Income	(0.13)	(0.04)
Net Realized Gains	(0.01)	—
Total Distributions	(0.14)	(0.04)
Net Asset Value, End of Period	\$ 8.94	\$ 10.44
Total Return	(13.16%)	4.78%†
Net Assets, End of Period (thousands)	\$283,912	\$282,809
Ratio of Expenses to Average Net Assets	0.29%	0.30%^@
Ratio of Expenses to Average Net Assets (Excluding Fees Waived, Expenses Reimbursed by Advisor and Fees Paid Indirectly)	0.35%	0.38%^@
Ratio of Net Investment Income to Average Net Assets	1.90%	1.34%^@
Portfolio Turnover Rate	80%	27%†

Computed using average shares outstanding.

† Non-annualized.

^ Annualized.

* Commencement of operations.

@ Because of commencement of operations and related transaction costs, these ratios are not necessarily indicative of future ratios.

[THIS PAGE INTENTIONALLY LEFT BLANK]

[THIS PAGE INTENTIONALLY LEFT BLANK]

[THIS PAGE INTENTIONALLY LEFT BLANK]

Other Available Information

You can find more information about the Fund and its Portfolios in the Fund's SAI and Annual and Semi-Annual Reports.

Statement of Additional Information

The SAI, incorporated herein by reference, supplements, and is technically part of, this Prospectus. It includes an expanded discussion of investment practices, risks, and fund operations.

Annual and Semi-Annual Reports to Shareholders

These reports focus on Portfolio holdings and performance.

The Annual Report also discusses the market conditions and investment strategies that significantly affected the Portfolios in their last fiscal year.

How to get these and other materials:

- Your investment advisor—you are a client of an investment advisor who has invested in the Portfolios on your behalf.
- The Fund—you represent an institutional investor, registered investment advisor or other qualifying investor. Call collect at (512) 306-7400.
- Access them on our Web site at <http://us.dimensional.com>.
- Access them on the EDGAR Database on the SEC's Internet site at <http://www.sec.gov>.
- Obtain them, after paying a duplicating fee, by electronic request at the following e-mail address: publicinfo@sec.gov.

DFA Investment Dimensions Group Inc. (all other Portfolios)—Registration No. 811-3258

Dimensional Investment Group Inc. (DFA Two-Year Fixed Income Portfolio and DFA Two-Year Government Portfolio)—Registration No. 811-6067

Dimensional Fund Advisors LP

6300 Bee Cave Road, Building One
Austin, TX 78746
(512) 306-7400

